



# KANE COUNTY

HOSCHEIT, Lenert, Allan, Iqbal, Sanchez, Surges, Thomas

## FINANCE AND BUDGET COMMITTEE

WEDNESDAY, JANUARY 29, 2020

---

County Board Room

Agenda

9:00 AM

Kane County Government Center, 719 S. Batavia Ave., Bldg. A, Geneva, IL 60134

---

1. **Call to Order**
2. **Minutes Approval: December 20, 2019**
3. **Public Comment**
4. **Treasurer's Report (D. Rickert)**
  - A. Monthly Report (attached)
5. **Finance Director's Report (J. Onzick)**
  - A. Monthly Report (attached)
6. **New Business**
  - A. **Resolution:** Authorizing FY19 Budget Adjustment for Kane County Coroner's Office
  - B. **Resolution:** Authorizing Miscellaneous FY19 Budget Adjustments (**not Included**)
  - C. **Resolution:** Authorizing the Child Protection Data Court Grant
  - D. **Resolution:** Approving Increase of Commercial Liability Insurance Coverage Limits Authorized for FY2020 from \$15,000,000 to \$25,000,000 and Increase of Cyber Liability Sublimit for Social Engineering from \$100,000 to \$250,000
  - E. **Resolution:** Authorizing Professional Services for Consulting and Project Management for Information Technologies Department
  - F. **Resolution:** Authorizing Contract Extension for Kane County Janitorial Supplies Provider
  - G. **Resolution:** Authorizing Renewal of Tyler Court Management System Maintenance Agreement
  - H. **Resolution:** Authorizing Contract Extension for Mill Creek J.U.L.I.E. Locates Services
  - I. **Resolution:** Authorization to Enter Into an Agreement with Jasculca Terman Strategic Communications
  - J. **Resolution:** Authorizing an Intergovernmental Agreement Between the Mill Creek SSA and the Mill Creek Water Reclamation District for Usage of an Electric Meter and Reimbursement of Charges Related to Said Meter
  - K. **Ordinance:** Repealing Sec. 2-196(A) of the Kane County Code and Replacing it with a New Sec. 2-196(A) (Depositories for Funds of County Treasurer/Collector)
  - L. **Resolution:** Authorization to Process Non Ad Valorem Special Service Areas
  - M. **Resolution:** Amending Kane County Financial Policies Regarding Investments
  - N. **Resolution:** Authorizing Approval for Health Department Vehicle Replacement
  - O. **Resolution:** Approving Personnel Replacement Hiring, Kane County Division of Transportation - Construction

- P. **Resolution:** Approving of Personnel Hiring and Replacement, Kane County Division of Transportation - Highway Maintainers
- Q. **Resolution:** Hiring Kennel Position
- R. **Resolution:** Approval of December 2019 Claims Paid
- 7. **Old Business**
- 8. **Auditor's Report (T. Hunt)**
  - A. Monthly Report (attached)
- 9. **Reports Placed On File**
- 10. **Executive Session (If Needed)**
- 11. **Adjournment**

**COUNTY OF KANE  
OFFICE OF THE TREASURER  
DAVID J. RICKERT, CPA  
Geneva, Illinois 60134  
Phone: (630) 232-3565  
Fax: (630) 208-7549**

**To: Finance Committee**  
**From: David J. Rickert**  
**Date: January 29, 2020**  
**Subject: Update on Investments**

---

Attached is a copy of the December Weighted Average Investment Yield Report. This chart includes the rate earned by the 90 Day T-Bill, and State Treasurer on the IPTIP Account. You will notice the yield on all county investments for December was 1.86%.

Attached is the Summary of the Kane County Portfolio for the Month of December.

Sincerely,



David J. Rickert, CPA  
Treasurer of Kane County

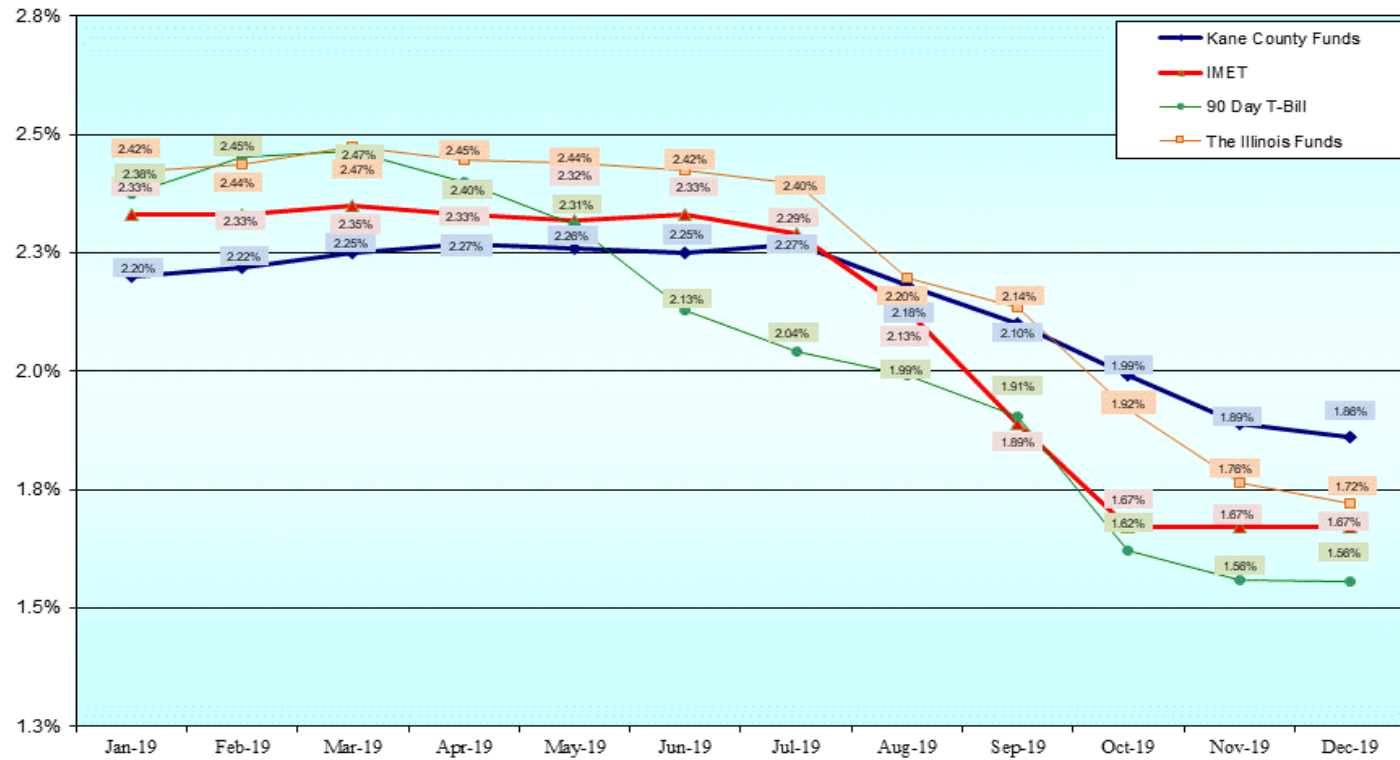
**KANE COUNTY TREASURER - PORTFOLIO SUMMARY**

12/31/2019

<b>ACCOUNT ASSETS</b>	<b>PURCH VALUE</b>	<b>CURRENT MARKET</b>	<b>INTEREST Rec'd in Current Month</b>
FDIC Savings/Checking Accounts	78,848,913	78,848,913	116,512
Investments	133,225,000	133,920,602	361,393
The Illinois Funds	24,368,548	24,368,548	39,983
CDARS Program - The Private Bank	15,000,000	15,000,000	
<b>GRAND TOTAL</b>	<b>251,442,461</b>	<b>252,138,063</b>	<b>517,888</b>

### Kane County Weighted Average Investment Yield

(Includes all Investment Funds)  
Office of David J. Rickert  
Kane County Treasurer



To: Finance Committee  
From: Joe Onzick, Executive Finance Director  
Date: January 29, 2020  
Re: Monthly Report

---

#### Finance and Budget Reports for FY19

Total County Budget, Finance Committee P-Card & Accounts Payable reports are included in the agenda packet for December 2019. An updated draft budget report for Fiscal Year 2019 has also been provided. More adjustments will be made to both revenue and expenses until the year is closed.

#### Comments on Specific Expense Budget Variances for Fiscal Year 2019

Farmland Preservation Fund – is currently 19.9% over budget in personnel expense due to the payout of accrued vacation related to a change in personnel status from exempt to hourly, as well as fluctuations in hours, now that the employee is hourly. There is sufficient cash on hand to absorb the variance.

Building Management General Fund – is currently 4.5% over budget in contractual services & commodities. An additional year end budget adjustment must be submitted which can be funded by savings in personnel expense.

Human Resources General Fund – is currently 7.7% over budget in contractual services & commodities. A year end budget adjustment must be submitted which can be funded by savings in personnel expense.

Insurance Liability Fund – is currently over budget by 30.1% in contractual services due to higher than anticipated liability related expenses. There is sufficient cash on hand to absorb the variance.

Treasurer's Office General Fund – appears as being over budget by 3.1%, but this overage is only temporary since the normal year-end allocation of expenses to the Tax Sale Automation Fund hasn't yet occurred, and when it does, it will eliminate this variance.

County Clerk General Fund – is currently over budget by 100% in commodities. We are reviewing expenses to make sure they are charged to the appropriate account and fiscal year.

County Clerk Vital Records Automation Fund – is currently 11.6% over budget in services expense, but there is sufficient fund balance to absorb the variance.

Judiciary and Courts General Fund – is currently over budget by 30.1% in commodities. We are reviewing expenses to make sure they are charged to the appropriate account and fiscal year.

Law Library Fund – is currently 2.9% over budget in personnel expense. There is sufficient cash on hand to absorb the variance.

Sheriff's Office General Fund – is currently 0.4% over budget in services and commodities, however a budget adjustment has been submitted which will eliminate these variances.

Sheriff's EMA Volunteer, Bomb Squad SWAT, DEF Federal, FATS, K-9, Vehicle Maintenance, DUI, Funds – expenses are higher than expected compared to the budget. The variances reflect the difficulty in forecasting the amount that will be spent in these funds when the budget was prepared, especially given the lack of historical data available, since these are relatively new funds. There is sufficient cash on hand to absorb the variances.

Kane Comm Fund – is currently 17.5% over budget in contractual services and commodities. There is sufficient cash on hand to absorb the variance.

Drug Court Special Resources is currently 25.5% over budget in commodities. There is sufficient cash on hand to absorb the variance.

Probation Victim Services Fund – is currently 20% over budget in contractual services. There is sufficient cash on hand to absorb the variance.

Juvenile Justice Donation Fund – is currently 4.5% over budget in commodities. There is sufficient cash on hand to absorb the variance.

Coroner General Fund – The Coroner is currently 19.7% over budget in services expense. A year end budget adjustment has been submitted.

Homeless Management Info System Fund – is currently 16% over budget in personnel expense for which it will be reimbursed by grant proceeds.

Cost Share Drainage Fund – is currently 19.9% over budget in capital. Sufficient cash is on hand to absorb the variance.

OCR & Recovery Act Programs Fund – is currently 90.8% over budget in personnel expense for which it will be reimbursed by grant proceeds.

Continuum of Care Planning Grant Fund – is currently 15.1% over budget in personnel expense for which it will be reimbursed by grant proceeds.

Recovery Zone Debt Service Fund – is 10% over budget due to an unbudgeted increase in bank fee from \$500 to \$550. There is sufficient cash on hand to absorb the difference.

#### FY20 Budget Book

I am pleased to announce that the Fiscal Year 2020 Budget Book has been completed and is now available on-line in electronic format on the Finance Department website under “County Budgets” at the following link:

<https://www.countyofkane.org/Documents/Finance%20Department/County%20Budgets/Kane%20County%202020%20Budget.pdf>

I wish to thank the Finance Department staff for all the extra hours of work that they put into completing this document and for their attention to detail.

### External Auditor's Update

Baker Tilly conducted their preliminary audit fieldwork between January 14<sup>th</sup> and January 17<sup>th</sup>. The purpose of the preliminary fieldwork was to perform the standard risk assessment in order to plan for the final audit fieldwork.

### 1099's

The Finance team led by Erica Waggoner has been compiling and carefully reviewing all of the vendor payment information necessary to prepare the 1099's. The 1099's are expected to be electronically filed by the January 31<sup>st</sup> due date.

### W-2's

The Payroll Department led by Patsy Clark has been thoroughly reviewing all of the employee payroll information necessary to prepare the W-2's. A total of 2,140 W-2's will be electronically filed and made available by the January 31<sup>st</sup> due date.

### Sheriff's Custom YTD Budget Performance Report

There are a few significant items that are taken into account in the preparation of the Custom YTD Budget Performance Report for FY19.

- 1) One more month of Court Security Fee revenue had been deposited into the Court Security Fund and one less month of Court Security Fee revenue had been deposited into the General Fund than had been budgeted, which resulted in \$163,166 more of the Court Security Fund balance to be transferred into the Public Safety Sales Tax Fund rather than into the General Fund. Anticipated budget adjustments and transfers to correct this situation have been factored into the line item detail of report, which have a \$0 net impact on the total variance of the report.
- 2) An error in the formula projecting the Court Security Revenue has been corrected, which reduces the favorable variance by **\$120,000**.
- 3) We are no longer assuming that the Court Security Fee revenue deficit will be corrected in time to close the year, which further reduces the favorable variance by **\$220,000**.
- 4) An additional expense of **\$475,000** was posted to accrue FY19's share of the estimated minimum arbitration award expected for the Sheriff's Deputies. This accrual was planned from the very beginning to be funded by the Property Tax Freeze Protection Fund. Therefore, an anticipated budget adjustment for that amount is factored into the report, resulting in a \$0 net impact on the total variance of the report.
- 5) Now that we now the total cost to house detainees offsite was **\$1,680**, an anticipated budget adjustment of \$1,680 funded by the special contingency budget for this purpose is factored into the report.

Having taken all of the above into consideration, as of 1/22/20 the Sheriff's Office has a projected net **favorable variance of \$226,398**, assuming no other revenues or expenses are accrued. The custom budget performance report, which takes into account the timing of revenues and significant expenditures, indicates the following:

- Total revenues are \$124,491 (or 3.9%) below the YTD budget.
- Total expenditures are \$350,890 (or 1.2%) above the YTD budget.
- The total net variance is a **favorable \$226,398**.

The reasons for the reduction in the favorable variance from last month can be summarized by: 1) the correction of the **\$120,000** error in the calculation of the estimated Court Security Fee revenue, and 2) no longer assuming that the **\$220,000** Court Security Fee revenue deficit will be restored by year-end.

- If the Court Services Revenue deficit of \$220,000 is restored before year-end, the net unfavorable variance will increase to **\$446,398**.



Health Insurance Fund Monitoring

As of 1/24/19, the “Revenue and Expenses” report for the Health Insurance Fund indicates that \$838,450 more has been collected in employer and employee contributions than has been expensed so far during Fiscal Year 2019. However, expense may change significantly when the estimate of IBNR (claims Incurred but Not Reported) is posted.

The “Rolling 12 Month Cash Balances” report indicates that the cash balance through November has grown to \$5,694,637. This will only change slightly as the remaining months of interest are posted. The increase in cash beginning in June is the result of the County becoming self-insured as of July 1<sup>st</sup>, and no longer having to pre-pay a monthly insurance premium to IBPC, and not yet having been billed for any actual expenses incurred by BCBS until August. This brief transitional period of very little expense has enabled us to strengthen the Health Insurance Fund’s cash reserve. I continue to recommend that we allow the cash reserve to continue to build until it reaches a balance of \$9,000,000, so as to insure there is sufficient cash on hand to cover an average of 3 months of expenses (\$4,000,000) plus the difference between the expected cost (budgeted cost) and the maximum cost for which we would be liable in the worst case scenario (\$5,000,000).

Shared and Direct Tax Revenue Update

The following table compares the current YTD shared and direct state tax revenues collected through January to the previous year’s YTD revenue collections and to the YTD budgets. As you can see, we are falling **\$594,737 short** of the budget for sales tax, but are **\$758,908 ahead** of the budget for Income Tax revenue, **\$464,463 ahead** of the budget for Personal Property Replacement Tax revenue, and **\$249,199 ahead** of the budget for Local Use Tax revenue. Overall, we are **\$879,889 ahead** of the budget, and **\$881,406 ahead** of where we were at YTD this time last year.

	Prior Year	Change from Prior Year	Current Year	Variance from Budget	Budget
Sales Tax	\$ 16,929,251	\$ (353,523)	\$ 16,575,727	\$ (594,273)	\$ 17,170,000
Local Use Tax	\$ 1,716,222	\$ 282,977	\$ 1,999,199	\$ 249,199	\$ 1,750,000
RTA Sales Tax	\$ 547,077	\$ 2,555	\$ 549,632	\$ 1,592	\$ 548,040
State Income Tax	\$ 5,766,266	\$ 642,641	\$ 6,408,908	\$ 758,908	\$ 5,650,000
Personal Property Replacement Tax	\$ 1,507,708	\$ 306,755	\$ 1,814,463	\$ 464,463	\$ 1,350,000
<b>Total</b>	<b>\$ 26,466,524</b>	<b>\$ 881,406</b>	<b>\$ 27,347,929</b>	<b>\$ 879,889</b>	<b>\$ 26,468,040</b>

Court Security Fees

The Judicial Partners are working on correcting the allocation of the Court Security Fees and Children’s Waiting Room Fees. We are anticipating a resolution to be presented at the next Judicial and Public Safety Committee meeting.

General Fund Projected Contingency Balance

**\$372,912** of the General Fund Contingency for FY19 will remain available for general need after the requested adjustment for the Coroner is made.

**\$ 48,320** of the General Fund Contingency for FY19 remains reserved for Adult Prisoner Room & Board after the requested adjustment is made.

**\$824,230** of the General Fund Contingency for FY20 will remain available for general.

\$ 50,000 of the General Fund Contingency for FY20 remains reserved for Adult Prisoner Room & Board.

Capital Fund

As of 1/22/2020, 75% of the FY19 Capital Budget is expended, leaving \$820,153 yet to be expended or rolled over. This figure will likely change as we will continue posting invoices that pertain to FY19 through February. As of 1/22/2020, 1% of the FY20 Capital Budget is expended, leaving \$3,308,706 yet to be expended.

Certificate of Achievement for Excellence in Financial Reporting

I am pleased to report that the County’s Comprehensive Annual Financial Report (CAFR) for fiscal year 2018 has again earned a **Certificate of Achievement for Excellence in Financial Reporting** from the Government Finance Officers Association. This is the 22<sup>nd</sup> consecutive year for this achievement. The certificate of excellence is the highest form of recognition in government accounting and financial reporting. This honor is shared by the Finance Department with the County’s external auditor, Baker Tilly, and with all of those involved in the review process, especially our County Auditor, Terry Hunt.

Purchasing Report

Purchasing Staff began working on Bids/Request for Proposals for the following products and services in December:

- Bid 02-020 Multi-Use Facility for Building Management with Cordogan Clark Associates. The facility is to be built on the Government Campus in St. Charles, IL. The project is a 58,000 SF facility that contains the Coroner’s Office and Morgue, Records Storage, Sheriff’s Maintenance Facility, OEM and Vehicle Storage, Building Management Office and Work Space plus associated site development.
- RFP 04-020 H.R. Benefits Administration for the Human Resources Department to hire a qualified and experienced employee benefits administration company to administrate a comprehensive insurance and benefits program that covers Kane County and its affiliates for all employees.
- 05-020 Consultant for Project Management and I.T. Projects for the Information Technologies Department to hire a qualified and experienced vendor to provide technological consulting and project management services to supplement and support internal staff for implementation, project/program management and RFP management, and for strategy and architecture.

Currently, 13 bids and requests for proposals are at various stages in the procurement process. There were no quote savings in December. Bid Savings for December: Bid 50-016 Electrician Services for Kane County and Mill Creek Gasoline and Diesel Fuel \$12,181. The 2020 FYTD cost savings total is \$12,181.

Monthly Statistics for December 2019:

Quotations Solicited	2	FOIA Requests	2
Purchase Orders Issued	244	Contractor Disclosures Reviewed	8
Insurance Certificates Reviewed	19	Familial Relationship (P.A. 101-0544)	0
Contract Renewals Awarded	2	Contracts Prepared	2

**Kane County Revenue Report - Summary  
Through November 30, 2019 (100.0% YTD) - DRAFT**

	Current Month Transactions	Total Amended Budget	Total Amended Budget excluding Cash on Hand	YTD Actual Transactions	Total % Received
<b>000 General Government Revenue</b>	<b>\$ 6,398,833</b>	<b>\$ 68,428,964</b>	<b>\$ 68,428,964</b>	<b>\$ 70,038,672</b>	<b>102.35%</b>
001 General Fund	\$ 6,343,146	\$ 64,303,724	\$ 64,303,724	\$ 65,300,596	101.55%
010 Insurance Liability	\$ 55,687	\$ 4,125,240	\$ 4,125,240	\$ 4,738,076	114.86%
<b>010 County Board</b>	<b>\$ 168</b>	<b>\$ 5,226,930</b>	<b>\$ 3,856,146</b>	<b>\$ 4,130,030</b>	<b>107.10%</b>
001 General Fund	\$ 150	\$ 152,435	\$ 152,435	\$ 147,064	96.48%
120 Grand Victoria Casino Elgin	\$ -	\$ 3,757,963	\$ 2,805,659	\$ 3,461,364	123.37%
430 Farmland Preservation	\$ 18	\$ 1,316,532	\$ 898,052	\$ 521,602	58.08%
<b>060 Information Technologies</b>	<b>\$ 258,011</b>	<b>\$ 3,442,116</b>	<b>\$ 2,609,106</b>	<b>\$ 2,493,651</b>	<b>95.57%</b>
001 General Fund	\$ 159,551	\$ 946,114	\$ 946,114	\$ 982,017	103.79%
101 Geographic Information Systems	\$ 98,460	\$ 2,190,502	\$ 1,357,492	\$ 1,212,212	89.30%
385 IL Counties Information Mgmt	\$ -	\$ 8,000	\$ 8,000	\$ 1,922	24.03%
390 Web Technical Services	\$ -	\$ 297,500	\$ 297,500	\$ 297,500	100.00%
<b>080 Building Management</b>	<b>\$ 2,544</b>	<b>\$ 46,847</b>	<b>\$ 46,847</b>	<b>\$ 52,847</b>	<b>112.81%</b>
001 General Fund	\$ 2,544	\$ 46,847	\$ 46,847	\$ 52,847	112.81%
<b>120 Human Resource Management</b>	<b>\$ -</b>	<b>\$ 1,000</b>	<b>\$ 1,000</b>	<b>\$ 1,756</b>	<b>175.59%</b>
246 Employee Events Fund	\$ -	\$ 1,000	\$ 1,000	\$ 1,756	175.59%
<b>150 Treasurer/Collector</b>	<b>\$ 1,847,286</b>	<b>\$ 1,853,992</b>	<b>\$ 1,694,995</b>	<b>\$ 1,873,630</b>	<b>110.54%</b>
001 General Fund	\$ 1,695,129	\$ 1,596,995	\$ 1,596,995	\$ 1,695,129	106.14%
150 Tax Sale Automation	\$ 76,611	\$ 180,002	\$ 77,000	\$ 89,858	116.70%
268 Sale & Error	\$ 75,546	\$ 76,995	\$ 21,000	\$ 88,643	422.11%
<b>170 Supervisor of Assessments</b>	<b>\$ 12,683</b>	<b>\$ 86,387</b>	<b>\$ 86,387</b>	<b>\$ 93,526</b>	<b>108.26%</b>
001 General Fund	\$ 12,683	\$ 86,387	\$ 86,387	\$ 93,526	108.26%
<b>190 County Clerk</b>	<b>\$ 99,449</b>	<b>\$ 1,848,935</b>	<b>\$ 1,306,500</b>	<b>\$ 1,420,571</b>	<b>108.73%</b>
001 General Fund	\$ 85,674	\$ 1,131,600	\$ 1,131,600	\$ 1,219,317	107.75%
160 Vital Records Automation	\$ 13,775	\$ 291,435	\$ 174,900	\$ 184,797	105.66%
161 Election Equipment Fund	\$ -	\$ 425,900	\$ -	\$ 16,457	N/A
<b>210 Recorder</b>	<b>\$ 302,515</b>	<b>\$ 4,307,127</b>	<b>\$ 3,796,600</b>	<b>\$ 3,913,829</b>	<b>103.09%</b>
001 General Fund	\$ 242,778	\$ 3,009,100	\$ 3,009,100	\$ 3,183,351	105.79%
170 Recorder's Automation	\$ 59,738	\$ 1,298,027	\$ 787,500	\$ 730,478	92.76%
<b>240 Judiciary and Courts</b>	<b>\$ 75,346</b>	<b>\$ 447,030</b>	<b>\$ 447,030</b>	<b>\$ 710,759</b>	<b>159.00%</b>
001 General Fund	\$ 18,320	\$ 224,150	\$ 224,150	\$ 234,967	104.83%
195 Children's Waiting Room	\$ 49,010	\$ 137,000	\$ 137,000	\$ 368,010	268.62%
196 D.U.I.	\$ 3,516	\$ 12,350	\$ 12,350	\$ 38,923	315.16%
197 Foreclosure Mediation Fund	\$ 4,500	\$ 58,000	\$ 58,000	\$ 68,859	118.72%
492 Marriage Fees	\$ -	\$ 15,530	\$ 15,530	\$ -	0.00%

**Kane County Revenue Report - Summary  
Through November 30, 2019 (100.0% YTD) - DRAFT**

	Current Month Transactions	Total Amended Budget	Total Amended Budget excluding Cash on Hand	YTD Actual Transactions	Total % Received
<b>250 Circuit Clerk</b>	<b>\$ 710,974</b>	<b>\$ 9,127,301</b>	<b>\$ 8,866,946</b>	<b>\$ 9,569,047</b>	<b>107.92%</b>
001 General Fund	\$ 452,938	\$ 5,529,500	\$ 5,529,500	\$ 5,835,701	105.54%
200 Court Automation	\$ 92,362	\$ 1,527,264	\$ 1,354,254	\$ 1,475,152	108.93%
201 Court Document Storage	\$ 87,174	\$ 1,303,000	\$ 1,303,000	\$ 1,400,252	107.46%
202 Child Support	\$ 16,110	\$ 188,645	\$ 101,300	\$ 143,015	141.18%
203 Circuit Clerk Admin Services	\$ 41,687	\$ 387,849	\$ 387,849	\$ 552,096	142.35%
204 Circuit Clk Electronic Citation	\$ 18,555	\$ 191,043	\$ 191,043	\$ 156,771	82.06%
205 Circuit Ct Clerk Op and Admin	\$ 2,149	\$ -	\$ -	\$ 6,060	N/A
<b>300 State's Attorney</b>	<b>\$ 267,883</b>	<b>\$ 5,093,156</b>	<b>\$ 4,153,853</b>	<b>\$ 4,081,728</b>	<b>98.26%</b>
001 General Fund	\$ 112,694	\$ 997,215	\$ 997,215	\$ 1,229,292	123.27%
220 Title IV-D	\$ 41,823	\$ 747,588	\$ 610,000	\$ 542,981	89.01%
221 Drug Prosecution	\$ 37,062	\$ 439,966	\$ 159,889	\$ 245,023	153.25%
222 Victim Coordinator Services	\$ -	\$ 250,249	\$ 173,953	\$ 139,153	79.99%
223 Domestic Violence	\$ -	\$ 647,207	\$ 547,997	\$ 554,754	101.23%
224 Environmental Prosecution	\$ -	\$ 75,876	\$ (79,054)	\$ 686	(0.87%)
225 Auto Theft Task Force	\$ -	\$ 339	\$ 339	\$ 885	261.18%
230 Child Advocacy Center	\$ 73,861	\$ 1,383,648	\$ 1,282,446	\$ 1,219,668	95.10%
231 Equitable Sharing Program	\$ -	\$ 55,000	\$ 55,000	\$ 1,042	1.90%
232 State's Atty Records Automation	\$ 2,248	\$ 97,558	\$ 97,558	\$ 33,737	34.58%
233 Bad Check Restitution	\$ -	\$ 25,000	\$ 25,000	\$ 4,041	16.17%
234 Drug Asset Forfeiture	\$ -	\$ 85,000	\$ 85,000	\$ 24,210	28.48%
235 State's Attorney Employee Events	\$ 50	\$ 10	\$ 10	\$ 1,263	12,626.30%
236 Child Advocacy Advisory Board	\$ -	\$ 26,000	\$ 26,000	\$ 1,174	4.52%
237 Money Laundering - State's Atty	\$ -	\$ 175,000	\$ 85,000	\$ 30,320	35.67%
490 Kane County Law Enforcement	\$ 145	\$ 87,500	\$ 87,500	\$ 53,499	61.14%
<b>360 Public Defender</b>	<b>\$ 18,497</b>	<b>\$ 116,890</b>	<b>\$ 116,890</b>	<b>\$ 128,290</b>	<b>109.75%</b>
001 General Fund	\$ 18,166	\$ 116,890	\$ 116,890	\$ 127,352	108.95%
244 Public Defender Rec Automation	\$ 331	\$ -	\$ -	\$ 938	N/A
<b>370 Law Library</b>	<b>\$ 25,588</b>	<b>\$ 336,221</b>	<b>\$ 333,600</b>	<b>\$ 342,799</b>	<b>102.76%</b>
250 Law Library	\$ 25,588	\$ 336,221	\$ 333,600	\$ 342,799	102.76%
<b>380 Sheriff</b>	<b>\$ 362,371</b>	<b>\$ 6,254,243</b>	<b>\$ 5,079,901</b>	<b>\$ 5,664,021</b>	<b>111.50%</b>
001 General Fund	\$ 303,285	\$ 3,174,151	\$ 3,174,151	\$ 2,886,494	90.94%
247 EMA Volunteer Fund	\$ 500	\$ 3,400	\$ 3,400	\$ 11,797	346.96%
248 KC Emergency Planning	\$ -	\$ 4,300	\$ 4,300	\$ 6,916	160.83%
249 Bomb Squad SWAT	\$ -	\$ 2,100	\$ 2,100	\$ 1,650	78.57%
251 Canteen Commission	\$ 56,304	\$ 165,000	\$ 165,000	\$ 536,042	324.87%
252 County Sheriff DEF Federal	\$ -	\$ 24,000	\$ 24,000	\$ 56,765	236.52%
253 County Sheriff DEF Local	\$ -	\$ 50,000	\$ 50,000	\$ 9,526	19.05%
254 FATS	\$ -	\$ 1,200	\$ 1,200	\$ 125	10.42%
255 K-9 Unit	\$ -	\$ 3,000	\$ 3,000	\$ 82,250	2,741.67%
256 Vehicle Maintenance/Purchase	\$ -	\$ 8,000	\$ 8,000	\$ 10,140	126.75%
257 Sheriff DUI Fund	\$ -	\$ 5,000	\$ 5,000	\$ 49,160	983.21%
258 Sheriffs Office Money Laundering	\$ -	\$ -	\$ -	\$ 116,598	N/A
259 Transportation Safety Highway HB	\$ -	\$ 5,000	\$ 5,000	\$ 452	9.04%
260 Court Security	\$ -	\$ 2,783,667	\$ 1,609,325	\$ 1,784,087	110.86%
262 AJF Medical Cost	\$ 2,282	\$ 25,425	\$ 25,425	\$ 25,422	99.99%
263 Sheriff Civil Operations	\$ -	\$ -	\$ -	\$ 86,598	N/A

**Kane County Revenue Report - Summary**  
**Through November 30, 2019 (100.0% YTD) - DRAFT**

	Current Month Transactions	Total Amended Budget	Total Amended Budget excluding Cash on Hand	YTD Actual Transactions	Total % Received
<b>425 Kane Comm</b>	<b>\$ 118,879</b>	<b>\$ 2,169,438</b>	<b>\$ 2,163,798</b>	<b>\$ 2,102,498</b>	<b>97.17%</b>
269 Kane Comm	\$ 118,879	\$ 2,169,438	\$ 2,163,798	\$ 2,102,498	97.17%
<b>430 Court Services</b>	<b>\$ 256,338</b>	<b>\$ 7,411,788</b>	<b>\$ 6,818,360</b>	<b>\$ 6,661,265</b>	<b>97.70%</b>
001 General Fund	\$ 91,301	\$ 4,612,192	\$ 4,612,192	\$ 4,298,897	93.21%
270 Probation Services	\$ 140,881	\$ 1,695,428	\$ 1,114,000	\$ 1,311,425	117.72%
271 Substance Abuse Screening	\$ 13,542	\$ 80,000	\$ 80,000	\$ 89,895	112.37%
273 Drug Court Special Resources	\$ 6,463	\$ 976,468	\$ 976,468	\$ 911,063	93.30%
275 Juvenile Drug Court	\$ 2,718	\$ -	\$ -	\$ 35,224	N/A
276 Probation Victim Services	\$ 1,433	\$ 22,000	\$ 10,000	\$ 14,265	142.65%
277 Victim Impact Panel	\$ -	\$ 25,000	\$ 25,000	\$ -	0.00%
278 Juvenile Justice Donation Fund	\$ -	\$ 700	\$ 700	\$ 496	70.90%
<b>490 Coroner</b>	<b>\$ 9,525</b>	<b>\$ 152,304</b>	<b>\$ 144,257</b>	<b>\$ 164,993</b>	<b>114.37%</b>
001 General Fund	\$ -	\$ 8,047	\$ 8,047	\$ 38,047	472.81%
289 Coroner Administration	\$ 9,525	\$ 144,257	\$ 136,210	\$ 126,946	93.20%
<b>500 Animal Control</b>	<b>\$ 79,784</b>	<b>\$ 878,960</b>	<b>\$ 869,137</b>	<b>\$ 924,304</b>	<b>106.35%</b>
290 Animal Control	\$ 79,784	\$ 878,960	\$ 869,137	\$ 924,304	106.35%
<b>520 Transportation</b>	<b>\$ 10,504,579</b>	<b>\$ 110,850,470</b>	<b>\$ 68,109,373</b>	<b>\$ 70,092,550</b>	<b>102.91%</b>
300 County Highway	\$ 276,597	\$ 9,034,028	\$ 5,790,659	\$ 6,087,710	105.13%
301 County Bridge	\$ 3,196	\$ 405,000	\$ 329,945	\$ 351,107	106.41%
302 Motor Fuel Tax	\$ 3,321,994	\$ 11,667,959	\$ 7,360,951	\$ 10,231,368	139.00%
303 County Highway Matching	\$ 665	\$ 67,270	\$ 66,125	\$ 69,628	105.30%
304 Motor Fuel Local Option	\$ 2,531,151	\$ 17,129,688	\$ 10,135,500	\$ 10,047,046	99.13%
305 Transportation Sales Tax	\$ 4,221,195	\$ 37,229,421	\$ 17,934,775	\$ 16,601,383	92.57%
515 Longmeadow Bond Construction	\$ 20,907	\$ 23,418,253	\$ 23,418,253	\$ 23,445,009	100.11%
540 Transportation Capital	\$ 79,939	\$ 1,776,337	\$ 922,415	\$ 149,651	16.22%
550 Aurora Area Impact Fees	\$ -	\$ 5,500	\$ 5,500	\$ 17,719	322.16%
551 Campton Hills Impact Fees	\$ -	\$ 299,107	\$ 5,000	\$ 23,359	467.18%
552 Greater Elgin Impact Fees	\$ -	\$ 576,000	\$ 1,250	\$ 15,036	1,202.86%
553 Northwest Impact Fees	\$ -	\$ 200,000	\$ 2,000	\$ 8,034	401.72%
554 Southwest Impact Fees	\$ -	\$ 245,000	\$ 2,000	\$ 14,650	732.51%
555 Tri-Cities Impact Fees	\$ 1,249	\$ 959,442	\$ 6,500	\$ 31,077	478.11%
556 Upper Fox Impact Fees	\$ -	\$ 870,000	\$ 3,500	\$ 14,751	421.46%
557 West Central Impact Fees	\$ -	\$ 70,000	\$ 250	\$ 1,650	660.04%
558 North Impact Fees	\$ 20,426	\$ 2,370,000	\$ 917,500	\$ 1,665,197	181.49%
559 Central Impact Fees	\$ 12,005	\$ 3,172,000	\$ 660,000	\$ 483,875	73.31%
560 South Impact Fees	\$ 15,255	\$ 1,355,465	\$ 547,250	\$ 834,300	152.45%
<b>580 Health</b>	<b>\$ 349,654</b>	<b>\$ 6,544,827</b>	<b>\$ 6,205,759</b>	<b>\$ 6,184,972</b>	<b>99.67%</b>
350 County Health	\$ 319,012	\$ 5,992,612	\$ 5,655,291	\$ 5,675,789	100.36%
351 Kane Kares	\$ 30,642	\$ 552,215	\$ 550,468	\$ 509,182	92.50%

**Kane County Revenue Report - Summary**  
**Through November 30, 2019 (100.0% YTD) - DRAFT**

	Current Month Transactions	Total Amended Budget	Total Amended Budget excluding Cash on Hand	YTD Actual Transactions	Total % Received
<b>660 Veterans' Commission</b>	<b>\$ 3,238</b>	<b>\$ 331,000</b>	<b>\$ 312,005</b>	<b>\$ 320,537</b>	<b>102.73%</b>
380 Veterans' Commission	\$ 3,238	\$ 331,000	\$ 312,005	\$ 320,537	102.73%
<b>670 Environmental Management</b>	<b>\$ 49,139</b>	<b>\$ 9,240,914</b>	<b>\$ 470,000</b>	<b>\$ 639,585</b>	<b>136.08%</b>
420 Stormwater Management	\$ 250	\$ 232,518	\$ 101,951	\$ 110,250	108.14%
650 Enterprise Surcharge	\$ 48,639	\$ 2,813,197	\$ 288,545	\$ 414,258	143.57%
651 Enterprise General	\$ 250	\$ 6,195,199	\$ 79,504	\$ 115,076	144.74%
<b>690 Development</b>	<b>\$ 472,259</b>	<b>\$ 7,939,580</b>	<b>\$ 7,332,857</b>	<b>\$ 5,693,126</b>	<b>77.64%</b>
001 General Fund	\$ 221,565	\$ 1,882,200	\$ 1,882,200	\$ 1,998,414	106.17%
400 Economic Development	\$ -	\$ 141,604	\$ 91,500	\$ 95,281	104.13%
401 Community Dev Block Program	\$ 33,438	\$ 1,972,391	\$ 1,972,391	\$ 1,485,364	75.31%
402 HOME Program	\$ 12,284	\$ 1,307,369	\$ 1,307,369	\$ 553,538	42.34%
403 Unincorporated Stormwater Mgmt	\$ 12,851	\$ 1,206	\$ 1,206	\$ 15,551	1,289.51%
404 Homeless Management Info Systems	\$ 20,754	\$ 162,230	\$ 158,986	\$ 168,808	106.18%
405 Cost Share Drainage	\$ -	\$ 224,000	\$ 190,294	\$ 181,180	95.21%
406 OCR & Recovery Act Programs	\$ 10,000	\$ 256,459	\$ 250,000	\$ 10,000	4.00%
407 Quality of Kane Grants	\$ -	\$ 30,110	\$ 10,110	\$ 1,114	11.02%
408 Neighborhood Stabilization Progr	\$ 15,000	\$ 20,000	\$ 20,000	\$ 15,000	75.00%
409 Continuum of Care Planning Grant	\$ 24,300	\$ 71,567	\$ 71,567	\$ 71,567	100.00%
410 Elgin CDBG	\$ 106,315	\$ 474,605	\$ 474,605	\$ 293,616	61.87%
425 Blighted Structure Demolition	\$ -	\$ 120,000	\$ 120,000	\$ 4,446	3.70%
435 Growing for Kane	\$ 11,873	\$ 70,888	\$ 65,124	\$ 65,680	100.85%
520 Mill Creek Special Service Area	\$ 3,606	\$ 1,171,235	\$ 683,844	\$ 698,982	102.21%
521 Bowes Creek Special Service Area	\$ -	\$ 22	\$ 22	\$ 28	128.41%
5300 Sunvale SBA SW 37	\$ -	\$ 488	\$ 488	\$ 549	112.44%
5301 Middle Creek SBA SW38	\$ -	\$ 1,950	\$ 1,950	\$ 2,000	102.55%
5302 Shirewood Farm SSA SW39	\$ -	\$ 2,349	\$ 2,349	\$ 2,357	100.34%
5303 Ogden Gardens SBA SW40	\$ 85	\$ 2,540	\$ 2,540	\$ 2,697	106.18%
5304 Wildwood West SBA SW41	\$ -	\$ 9,752	\$ 9,752	\$ 10,097	103.53%
5306 Cheval DeSelle Venetian SBA SW43	\$ -	\$ 5,064	\$ 5,009	\$ 5,154	102.90%
5308 Plank Road Estates SBA SW45	\$ -	\$ 3,350	\$ 3,350	\$ 3,433	102.47%
5310 Exposition View SBA SW47	\$ 187	\$ 4,105	\$ 4,105	\$ 4,123	100.44%
5311 Pasadena Drive SBA SW48	\$ -	\$ 2,881	\$ 2,881	\$ 2,933	101.80%
5312 Tamara Dittman SBA SW 50	\$ -	\$ 1,215	\$ 1,215	\$ 1,214	99.95%
<b>760 Debt Service</b>	<b>\$ 44,829</b>	<b>\$ 12,161,576</b>	<b>\$ 12,161,576</b>	<b>\$ 11,757,385</b>	<b>96.68%</b>
601 Public Building Commission	\$ -	\$ 38,340	\$ 38,340	\$ 49,161	128.22%
620 Motor Fuel Tax Debt Service	\$ -	\$ 3,556,624	\$ 3,556,624	\$ 3,576,311	100.55%
621 Transit Sales Tax Debt Service	\$ -	\$ -	\$ -	\$ 3,857	N/A
622 Recovery Zone Bond Debt Service	\$ 34,231	\$ 873,265	\$ 873,265	\$ 415,220	47.55%
623 JJC/AJC Refunding Debt Service	\$ -	\$ 2,837,196	\$ 2,837,196	\$ 2,855,514	100.65%
624 Longmeadow Debt Service	\$ 3	\$ 415,053	\$ 415,053	\$ 415,085	100.01%
625 Longmeadow Debt Srv - Cap Int	\$ 10,595	\$ 4,441,098	\$ 4,441,098	\$ 4,442,239	100.03%
<b>800 Other- Countywide Expenses</b>	<b>\$ 2,382,370</b>	<b>\$ 40,673,041</b>	<b>\$ 35,680,724</b>	<b>\$ 33,622,347</b>	<b>94.23%</b>
100 County Automation	\$ 678	\$ 12,330	\$ 7,315	\$ 8,609	117.69%
110 Illinois Municipal Retirement	\$ 56,426	\$ 6,109,559	\$ 5,863,559	\$ 5,895,353	100.54%
111 FICA/Social Security	\$ 38,143	\$ 4,064,033	\$ 3,961,033	\$ 3,971,285	100.26%
112 Special Reserve	\$ -	\$ 302,526	\$ 302,526	\$ 302,772	100.08%
113 Emergency Reserve	\$ -	\$ 90,000	\$ 90,000	\$ 115,618	128.46%
114 Property Tax Freeze Protection	\$ -	\$ 2,416,741	\$ 22,320	\$ 72,731	325.86%
125 Public Safety Sales Tax	\$ 426,172	\$ 3,499,993	\$ 2,823,245	\$ 2,851,613	101.00%
127 Judicial Technology Sales Tax	\$ 284,115	\$ 1,100,329	\$ 1,096,000	\$ 1,099,606	100.33%
500 Capital Projects	\$ 16,074	\$ 3,310,804	\$ 1,748,000	\$ 1,365,512	78.12%
501 Judicial Facility Construction	\$ 54,263	\$ -	\$ -	\$ 257,415	N/A
652 Health Insurance Fund	\$ 1,506,500	\$ 19,766,726	\$ 19,766,726	\$ 17,681,833	89.45%

**Kane County Revenue Report - Summary  
Through November 30, 2019 (100.0% YTD) - DRAFT**

	Current Month Transactions	Total Amended Budget	Total Amended Budget excluding Cash on Hand	YTD Actual Transactions	Total % Received
<b>900 Contingency</b>	<b>\$ -</b>	<b>\$ 57,240</b>	<b>\$ 57,240</b>	<b>\$ 73,468</b>	<b>128.35%</b>
660 Working Cash	\$ -	\$ 57,240	\$ 57,240	\$ 73,468	128.35%
<b>Grand Total</b>	<b>\$ 24,652,742</b>	<b>\$ 305,028,277</b>	<b>\$ 241,149,851</b>	<b>\$ 242,752,306</b>	<b>100.66%</b>

**Kane County Expenditure Report - Summary**  
**Through November 30, 2019 (100.0% YTD, 100.0% Payroll) - DRAFT**

	Current Month	Total Amended	Total Amended	YTD Actual	YTD	Total % Used
	Transactions	Budget	excluding Net	Transactions	Encumbrances	
			Income			
<b>010 County Board</b>	<b>\$ 280,266</b>	<b>\$ 6,482,931</b>	<b>\$ 6,482,931</b>	<b>\$ 5,243,184</b>	<b>\$ -</b>	<b>80.88%</b>
001 General Fund	\$ 121,482	\$ 1,408,436	\$ 1,408,436	\$ 1,300,238	\$ -	92.32%
120 Grand Victoria Casino Elgin	\$ 152,902	\$ 3,757,963	\$ 3,757,963	\$ 3,574,582	\$ -	95.12%
430 Farmland Preservation	\$ 5,882	\$ 1,316,532	\$ 1,316,532	\$ 368,364	\$ -	27.98%
<b>040 Finance</b>	<b>\$ 78,742</b>	<b>\$ 1,031,564</b>	<b>\$ 1,031,564</b>	<b>\$ 1,008,433</b>	<b>\$ 0</b>	<b>97.76%</b>
001 General Fund	\$ 78,742	\$ 1,031,564	\$ 1,031,564	\$ 1,008,433	\$ 0	97.76%
<b>060 Information Technologies</b>	<b>\$ 565,731</b>	<b>\$ 6,353,493</b>	<b>\$ 6,353,493</b>	<b>\$ 5,308,181</b>	<b>\$ 0</b>	<b>83.55%</b>
001 General Fund	\$ 375,486	\$ 3,857,491	\$ 3,857,491	\$ 3,444,364	\$ 0	89.29%
101 Geographic Information Systems	\$ 137,420	\$ 2,190,502	\$ 2,190,502	\$ 1,695,942	\$ -	77.42%
385 IL Counties Information Mgmt	\$ 1,418	\$ 8,000	\$ 8,000	\$ 2,890	\$ -	36.13%
390 Web Technical Services	\$ 51,407	\$ 297,500	\$ 297,500	\$ 164,986	\$ 0	55.46%
<b>080 Building Management</b>	<b>\$ 567,061</b>	<b>\$ 4,769,922</b>	<b>\$ 4,769,922</b>	<b>\$ 4,782,459</b>	<b>\$ (0)</b>	<b>100.26%</b>
001 General Fund	\$ 567,061	\$ 4,769,922	\$ 4,769,922	\$ 4,782,459	\$ (0)	100.26%
<b>120 Human Resource Management</b>	<b>\$ 453,024</b>	<b>\$ 2,842,895</b>	<b>\$ 2,842,895</b>	<b>\$ 3,500,237</b>	<b>\$ -</b>	<b>123.12%</b>
001 General Fund	\$ 23,794	\$ 290,436	\$ 290,436	\$ 234,941	\$ (0)	80.89%
010 Insurance Liability	\$ 429,230	\$ 2,551,459	\$ 2,551,459	\$ 3,262,422	\$ -	127.86%
246 Employee Events Fund	\$ -	\$ 1,000	\$ 1,000	\$ 2,874	\$ -	287.40%
<b>140 County Auditor</b>	<b>\$ 22,498</b>	<b>\$ 310,275</b>	<b>\$ 310,275</b>	<b>\$ 270,602</b>	<b>\$ -</b>	<b>87.21%</b>
001 General Fund	\$ 22,498	\$ 310,275	\$ 310,275	\$ 270,602	\$ -	87.21%
<b>150 Treasurer/Collector</b>	<b>\$ 166,686</b>	<b>\$ 954,268</b>	<b>\$ 898,273</b>	<b>\$ 842,570</b>	<b>\$ -</b>	<b>93.80%</b>
001 General Fund	\$ 75,113	\$ 697,271	\$ 641,276	\$ 659,971	\$ 0	102.92%
150 Tax Sale Automation	\$ 14,578	\$ 180,002	\$ 180,002	\$ 105,603	\$ -	58.67%
268 Sale & Error	\$ 76,995	\$ 76,995	\$ 76,995	\$ 76,995	\$ -	100.00%
<b>170 Supervisor of Assessments</b>	<b>\$ 93,692</b>	<b>\$ 1,342,711</b>	<b>\$ 1,342,711</b>	<b>\$ 1,243,903</b>	<b>\$ (0)</b>	<b>92.64%</b>
001 General Fund	\$ 93,692	\$ 1,342,711	\$ 1,342,711	\$ 1,243,903	\$ (0)	92.64%
<b>190 County Clerk</b>	<b>\$ 667,682</b>	<b>\$ 3,863,807</b>	<b>\$ 3,747,929</b>	<b>\$ 3,301,536</b>	<b>\$ (0)</b>	<b>88.09%</b>
001 General Fund	\$ 661,805	\$ 3,146,472	\$ 3,146,472	\$ 3,141,641	\$ (0)	99.85%
160 Vital Records Automation	\$ 5,877	\$ 291,435	\$ 175,557	\$ 159,342	\$ -	90.76%
161 Election Equipment Fund	\$ -	\$ 425,900	\$ 425,900	\$ 554	\$ -	0.13%
<b>210 Recorder</b>	<b>\$ 122,170</b>	<b>\$ 2,085,466</b>	<b>\$ 2,085,466</b>	<b>\$ 1,348,617</b>	<b>\$ -</b>	<b>64.67%</b>
001 General Fund	\$ 48,544	\$ 787,439	\$ 787,439	\$ 650,355	\$ -	82.59%
170 Recorder's Automation	\$ 73,626	\$ 1,298,027	\$ 1,298,027	\$ 698,262	\$ -	53.79%
<b>230 Regional Office of Education</b>	<b>\$ 23,095</b>	<b>\$ 306,906</b>	<b>\$ 306,906</b>	<b>\$ 270,011</b>	<b>\$ -</b>	<b>87.98%</b>
001 General Fund	\$ 23,095	\$ 306,906	\$ 306,906	\$ 270,011	\$ -	87.98%



**Kane County Expenditure Report - Summary**  
**Through November 30, 2019 (100.0% YTD, 100.0% Payroll) - DRAFT**

	Current Month	Total Amended	Total Amended	YTD Actual	YTD	Total % Used
	Transactions	Budget	excluding Net	Transactions	Encumbrances	
			Income			
<b>240 Judiciary and Courts</b>	<b>\$ 335,104</b>	<b>\$ 3,520,771</b>	<b>\$ 3,513,421</b>	<b>\$ 3,175,719</b>	<b>\$ 0</b>	<b>90.39%</b>
001 General Fund	\$ 311,628	\$ 3,297,891	\$ 3,297,891	\$ 3,010,994	\$ 0	91.30%
195 Children's Waiting Room	\$ 22,026	\$ 137,000	\$ 137,000	\$ 128,301	\$ -	93.65%
196 D.U.I.	\$ -	\$ 12,350	\$ 5,000	\$ -	\$ -	0.00%
197 Foreclosure Mediation Fund	\$ 1,450	\$ 58,000	\$ 58,000	\$ 36,424	\$ -	62.80%
492 Marriage Fees	\$ -	\$ 15,530	\$ 15,530	\$ -	\$ -	0.00%
<b>250 Circuit Clerk</b>	<b>\$ 653,562</b>	<b>\$ 7,440,851</b>	<b>\$ 7,311,485</b>	<b>\$ 6,414,470</b>	<b>\$ -</b>	<b>87.73%</b>
001 General Fund	\$ 311,572	\$ 3,843,050	\$ 3,843,050	\$ 3,621,983	\$ -	94.25%
200 Court Automation	\$ 209,750	\$ 1,527,264	\$ 1,488,905	\$ 1,067,121	\$ -	71.67%
201 Court Document Storage	\$ 93,577	\$ 1,303,000	\$ 1,268,597	\$ 1,180,329	\$ -	93.04%
202 Child Support	\$ 2,193	\$ 188,645	\$ 188,645	\$ 84,760	\$ -	44.93%
203 Circuit Clerk Admin Services	\$ 24,977	\$ 387,849	\$ 378,951	\$ 332,894	\$ -	87.85%
204 Circuit Clk Electronic Citation	\$ 11,493	\$ 191,043	\$ 143,337	\$ 127,383	\$ -	88.87%
<b>300 State's Attorney</b>	<b>\$ 773,716</b>	<b>\$ 11,457,468</b>	<b>\$ 11,106,959</b>	<b>\$ 9,493,386</b>	<b>\$ -</b>	<b>85.47%</b>
001 General Fund	\$ 465,260	\$ 5,787,746	\$ 5,787,746	\$ 5,237,839	\$ 0	90.50%
010 Insurance Liability	\$ 109,455	\$ 1,573,781	\$ 1,573,781	\$ 1,203,788	\$ -	76.49%
220 Title IV-D	\$ 45,939	\$ 747,588	\$ 747,588	\$ 713,068	\$ 0	95.38%
221 Drug Prosecution	\$ 23,629	\$ 439,966	\$ 439,966	\$ 435,894	\$ -	99.07%
222 Victim Coordinator Services	\$ 15,928	\$ 250,249	\$ 250,249	\$ 198,061	\$ -	79.15%
223 Domestic Violence	\$ 25,318	\$ 647,207	\$ 502,003	\$ 385,470	\$ -	76.79%
224 Environmental Prosecution	\$ -	\$ 75,876	\$ 75,876	\$ 75,876	\$ -	100.00%
225 Auto Theft Task Force	\$ -	\$ 339	\$ -	\$ -	\$ -	N/A
230 Child Advocacy Center	\$ 83,005	\$ 1,383,648	\$ 1,194,587	\$ 1,108,483	\$ 0	92.79%
231 Equitable Sharing Program	\$ -	\$ 55,000	\$ 55,000	\$ 2,898	\$ -	5.27%
232 State's Atty Records Automation	\$ 2,187	\$ 97,558	\$ 81,653	\$ 49,256	\$ -	60.32%
233 Bad Check Restitution	\$ -	\$ 25,000	\$ 25,000	\$ -	\$ -	0.00%
234 Drug Asset Forfeiture	\$ 550	\$ 85,000	\$ 85,000	\$ 794	\$ -	0.93%
235 State's Attorney Employee Events	\$ -	\$ 10	\$ 10	\$ 522	\$ -	5,217.00%
236 Child Advocacy Advisory Board	\$ -	\$ 26,000	\$ 26,000	\$ -	\$ -	0.00%
237 Money Laundering - State's Atty	\$ -	\$ 175,000	\$ 175,000	\$ 51,609	\$ -	29.49%
490 Kane County Law Enforcement	\$ 3,445	\$ 87,500	\$ 87,500	\$ 29,830	\$ -	34.09%
<b>360 Public Defender</b>	<b>\$ 341,745</b>	<b>\$ 4,107,380</b>	<b>\$ 4,107,380</b>	<b>\$ 4,009,456</b>	<b>\$ -</b>	<b>97.62%</b>
001 General Fund	\$ 341,745	\$ 4,107,380	\$ 4,107,380	\$ 4,009,456	\$ -	97.62%
<b>370 Law Library</b>	<b>\$ 40,387</b>	<b>\$ 336,221</b>	<b>\$ 336,221</b>	<b>\$ 252,205</b>	<b>\$ -</b>	<b>75.01%</b>
250 Law Library	\$ 40,387	\$ 336,221	\$ 336,221	\$ 252,205	\$ -	75.01%
<b>380 Sheriff</b>	<b>\$ 3,685,316</b>	<b>\$ 32,358,922</b>	<b>\$ 32,357,737</b>	<b>\$ 33,088,355</b>	<b>\$ -</b>	<b>102.26%</b>
001 General Fund	\$ 3,598,908	\$ 29,278,830	\$ 29,278,830	\$ 29,405,021	\$ -	100.43%
247 EMA Volunteer Fund	\$ 666	\$ 3,400	\$ 2,540	\$ 3,424	\$ -	134.82%
248 KC Emergency Planning	\$ 135	\$ 4,300	\$ 3,975	\$ 1,954	\$ -	49.16%
249 Bomb Squad SWAT	\$ -	\$ 2,100	\$ 2,100	\$ 7,567	\$ -	360.33%
251 Canteen Commission	\$ 60,300	\$ 165,000	\$ 165,000	\$ 708,646	\$ -	429.48%
252 County Sheriff DEF Federal	\$ -	\$ 24,000	\$ 24,000	\$ 64,767	\$ -	269.86%
253 County Sheriff DEF Local	\$ -	\$ 50,000	\$ 50,000	\$ 43,223	\$ -	86.45%
254 FATS	\$ -	\$ 1,200	\$ 1,200	\$ 2,113	\$ -	176.09%
255 K-9 Unit	\$ -	\$ 3,000	\$ 3,000	\$ 14,220	\$ -	473.99%
256 Vehicle Maintenance/Purchase	\$ -	\$ 8,000	\$ 8,000	\$ 50,734	\$ -	634.17%
257 Sheriff DUI Fund	\$ -	\$ 5,000	\$ 5,000	\$ 50,162	\$ -	1,003.24%
258 Sheriffs Office Money Laundering	\$ -	\$ -	\$ -	\$ 43,623	\$ -	N/A
259 Transportation Safety Highway HB	\$ -	\$ 5,000	\$ 5,000	\$ -	\$ -	0.00%
260 Court Security	\$ -	\$ 2,783,667	\$ 2,783,667	\$ 2,558,952	\$ -	91.93%
262 AJF Medical Cost	\$ 25,307	\$ 25,425	\$ 25,425	\$ 25,307	\$ -	99.54%
263 Sheriff Civil Operations	\$ -	\$ -	\$ -	\$ 108,642	\$ -	N/A

**Kane County Expenditure Report - Summary**  
**Through November 30, 2019 (100.0% YTD, 100.0% Payroll) - DRAFT**

	Current Month Transactions	Total Amended Budget	Total Amended Budget excluding Net Income	YTD Actual Transactions	YTD Encumbrances	Total % Used
<b>420 Merit Commission</b>	<b>\$ 8,467</b>	<b>\$ 99,307</b>	<b>\$ 99,307</b>	<b>\$ 87,479</b>	<b>\$ -</b>	<b>88.09%</b>
001 General Fund	\$ 8,467	\$ 99,307	\$ 99,307	\$ 87,479	\$ -	88.09%
<b>425 Kane Comm</b>	<b>\$ 231,455</b>	<b>\$ 2,169,438</b>	<b>\$ 2,169,438</b>	<b>\$ 2,052,225</b>	<b>\$ -</b>	<b>94.60%</b>
269 Kane Comm	\$ 231,455	\$ 2,169,438	\$ 2,169,438	\$ 2,052,225	\$ -	94.60%
<b>430 Court Services</b>	<b>\$ 1,218,025</b>	<b>\$ 15,020,869</b>	<b>\$ 15,020,869</b>	<b>\$ 13,195,778</b>	<b>\$ 0</b>	<b>87.85%</b>
001 General Fund	\$ 1,026,312	\$ 12,221,273	\$ 12,221,273	\$ 11,481,588	\$ 0	93.95%
270 Probation Services	\$ 80,130	\$ 1,695,428	\$ 1,695,428	\$ 900,637	\$ -	53.12%
271 Substance Abuse Screening	\$ 4,058	\$ 80,000	\$ 80,000	\$ 23,940	\$ -	29.92%
273 Drug Court Special Resources	\$ 83,526	\$ 976,468	\$ 976,468	\$ 765,182	\$ 0	78.36%
276 Probation Victim Services	\$ 24,000	\$ 22,000	\$ 22,000	\$ 24,000	\$ -	109.09%
277 Victim Impact Panel	\$ -	\$ 25,000	\$ 25,000	\$ (300)	\$ -	(1.20%)
278 Juvenile Justice Donation Fund	\$ -	\$ 700	\$ 700	\$ 732	\$ -	104.50%
<b>490 Coroner</b>	<b>\$ 148,854</b>	<b>\$ 1,129,892</b>	<b>\$ 1,129,892</b>	<b>\$ 1,260,135</b>	<b>\$ -</b>	<b>111.53%</b>
001 General Fund	\$ 129,467	\$ 985,635	\$ 985,635	\$ 1,178,755	\$ -	119.59%
289 Coroner Administration	\$ 19,388	\$ 144,257	\$ 144,257	\$ 81,379	\$ -	56.41%
<b>500 Animal Control</b>	<b>\$ 112,039</b>	<b>\$ 878,960</b>	<b>\$ 878,960</b>	<b>\$ 775,477</b>	<b>\$ -</b>	<b>88.23%</b>
290 Animal Control	\$ 112,039	\$ 878,960	\$ 878,960	\$ 775,477	\$ -	88.23%
<b>510 Emergency Management Services</b>	<b>\$ (3,537)</b>	<b>\$ -</b>	<b>\$ -</b>	<b>\$ (3,537)</b>	<b>\$ (0)</b>	<b>N/A</b>
001 General Fund	\$ (3,537)	\$ -	\$ -	\$ (3,537)	\$ (0)	N/A
<b>520 Transportation</b>	<b>\$ 13,654,197</b>	<b>\$ 110,850,470</b>	<b>\$ 102,932,217</b>	<b>\$ 60,031,710</b>	<b>\$ 0</b>	<b>58.32%</b>
300 County Highway	\$ 661,426	\$ 9,034,028	\$ 9,034,028	\$ 6,037,932	\$ 0	66.84%
301 County Bridge	\$ 80,105	\$ 405,000	\$ 405,000	\$ 247,282	\$ 0	61.06%
302 Motor Fuel Tax	\$ 252,710	\$ 11,667,959	\$ 11,667,959	\$ 6,993,944	\$ -	59.94%
303 County Highway Matching	\$ -	\$ 67,270	\$ 67,270	\$ -	\$ -	0.00%
304 Motor Fuel Local Option	\$ 2,761,858	\$ 17,129,688	\$ 17,129,688	\$ 10,011,012	\$ 0	58.44%
305 Transportation Sales Tax	\$ 4,675,232	\$ 37,229,421	\$ 37,229,421	\$ 16,354,864	\$ (0)	43.93%
515 Longmeadow Bond Construction	\$ 3,275,738	\$ 23,418,253	\$ 15,500,000	\$ 16,007,351	\$ 0	103.27%
540 Transportation Capital	\$ 191,103	\$ 1,776,337	\$ 1,776,337	\$ 457,387	\$ (0)	25.75%
550 Aurora Area Impact Fees	\$ -	\$ 5,500	\$ 5,500	\$ -	\$ -	0.00%
551 Campton Hills Impact Fees	\$ 65,486	\$ 299,107	\$ 299,107	\$ 421,609	\$ (0)	140.96%
552 Greater Elgin Impact Fees	\$ 592	\$ 576,000	\$ 576,000	\$ 47,548	\$ 0	8.25%
553 Northwest Impact Fees	\$ 5,506	\$ 200,000	\$ 200,000	\$ 5,506	\$ -	2.75%
554 Southwest Impact Fees	\$ 86,355	\$ 245,000	\$ 245,000	\$ 382,955	\$ (0)	156.31%
555 Tri-Cities Impact Fees	\$ 461,286	\$ 959,442	\$ 959,442	\$ 659,561	\$ (0)	68.74%
556 Upper Fox Impact Fees	\$ -	\$ 870,000	\$ 870,000	\$ -	\$ -	0.00%
557 West Central Impact Fees	\$ 34,000	\$ 70,000	\$ 70,000	\$ 34,000	\$ -	48.57%
558 North Impact Fees	\$ 465,165	\$ 2,370,000	\$ 2,370,000	\$ 1,309,648	\$ (0)	55.26%
559 Central Impact Fees	\$ 451,850	\$ 3,172,000	\$ 3,172,000	\$ 799,770	\$ (0)	25.21%
560 South Impact Fees	\$ 185,783	\$ 1,355,465	\$ 1,355,465	\$ 261,339	\$ (0)	19.28%
<b>580 Health</b>	<b>\$ 545,508</b>	<b>\$ 6,544,827</b>	<b>\$ 6,544,827</b>	<b>\$ 5,260,431</b>	<b>\$ 0</b>	<b>80.38%</b>
350 County Health	\$ 598,497	\$ 5,992,612	\$ 5,992,612	\$ 4,801,399	\$ 0	80.12%
351 Kane Kares	\$ (52,989)	\$ 552,215	\$ 552,215	\$ 459,032	\$ -	83.13%

**Kane County Expenditure Report - Summary**  
**Through November 30, 2019 (100.0% YTD, 100.0% Payroll) - DRAFT**

	Current Month Transactions	Total Amended Budget	Total Amended Budget excluding Net Income	YTD Actual Transactions	YTD Encumbrances	Total % Used
<b>660 Veterans' Commission</b>	\$ 24,157	\$ 331,000	\$ 331,000	\$ 290,158	\$ -	87.66%
380 Veterans' Commission	\$ 24,157	\$ 331,000	\$ 331,000	\$ 290,158	\$ -	87.66%
<b>670 Environmental Management</b>	\$ 384,405	\$ 9,240,914	\$ 9,240,914	\$ 2,507,643	\$ (0)	27.14%
420 Stormwater Management	\$ 2,269	\$ 232,518	\$ 232,518	\$ 80,351	\$ -	34.56%
650 Enterprise Surcharge	\$ 36,783	\$ 2,813,197	\$ 2,813,197	\$ 341,609	\$ (0)	12.14%
651 Enterprise General	\$ 345,353	\$ 6,195,199	\$ 6,195,199	\$ 2,085,683	\$ (0)	33.67%
<b>690 Development</b>	\$ 1,017,854	\$ 7,588,964	\$ 7,567,732	\$ 5,197,726	\$ (0)	68.68%
001 General Fund	\$ 124,610	\$ 1,531,584	\$ 1,531,584	\$ 1,509,456	\$ 0	98.56%
400 Economic Development	\$ 2,317	\$ 141,604	\$ 141,604	\$ 45,757	\$ -	32.31%
401 Community Dev Block Program	\$ 563,520	\$ 1,972,391	\$ 1,972,391	\$ 1,608,970	\$ -	81.57%
402 HOME Program	\$ 35,812	\$ 1,307,369	\$ 1,307,369	\$ 470,679	\$ -	36.00%
403 Unincorporated Stormwater Mgmt	\$ -	\$ 1,206	\$ -	\$ 8,500	\$ -	N/A
404 Homeless Management Info Systems	\$ 15,923	\$ 162,230	\$ 162,230	\$ 137,243	\$ -	84.60%
405 Cost Share Drainage	\$ 95,961	\$ 224,000	\$ 224,000	\$ 211,191	\$ (0)	94.28%
406 OCR & Recovery Act Programs	\$ 1,561	\$ 256,459	\$ 256,459	\$ 27,658	\$ -	10.78%
407 Quality of Kane Grants	\$ -	\$ 30,110	\$ 30,110	\$ -	\$ -	0.00%
408 Neighborhood Stabilization Progr	\$ -	\$ 20,000	\$ -	\$ -	\$ -	N/A
409 Continuum of Care Planning Grant	\$ 4,046	\$ 71,567	\$ 71,567	\$ 73,307	\$ -	102.43%
410 Elgin CDBG	\$ 86,750	\$ 474,605	\$ 474,605	\$ 293,856	\$ -	61.92%
425 Blighted Structure Demolition	\$ -	\$ 120,000	\$ 120,000	\$ 4,670	\$ -	3.89%
435 Growing for Kane	\$ 10,716	\$ 70,888	\$ 70,888	\$ 65,073	\$ -	91.80%
520 Mill Creek Special Service Area	\$ 76,637	\$ 1,171,235	\$ 1,171,235	\$ 740,625	\$ 0	63.23%
521 Bowes Creek Special Service Area	\$ -	\$ 22	\$ -	\$ -	\$ -	N/A
5300 Sunvale SBA SW 37	\$ -	\$ 488	\$ 488	\$ -	\$ -	0.00%
5301 Middle Creek SBA SW38	\$ -	\$ 1,950	\$ 1,950	\$ -	\$ -	0.00%
5302 Shirewood Farm SSA SW39	\$ -	\$ 2,349	\$ 2,349	\$ -	\$ -	0.00%
5303 Ogden Gardens SBA SW40	\$ -	\$ 2,540	\$ 2,540	\$ -	\$ -	0.00%
5304 Wildwood West SBA SW41	\$ -	\$ 9,752	\$ 9,752	\$ -	\$ -	0.00%
5306 Cheval DeSelle Venetian SBA SW43	\$ -	\$ 5,064	\$ 5,064	\$ -	\$ -	0.00%
5308 Plank Road Estates SBA SW45	\$ -	\$ 3,350	\$ 3,346	\$ -	\$ -	0.00%
5310 Exposition View SBA SW47	\$ -	\$ 4,105	\$ 4,105	\$ 741	\$ -	18.05%
5311 Pasadena Drive SBA SW48	\$ -	\$ 2,881	\$ 2,881	\$ -	\$ -	0.00%
5312 Tamara Dittman SBA SW 50	\$ -	\$ 1,215	\$ 1,215	\$ -	\$ -	0.00%
<b>760 Debt Service</b>	\$ -	\$ 12,161,576	\$ 8,322,197	\$ 7,999,407	\$ -	96.12%
601 Public Building Commission	\$ -	\$ 38,340	\$ -	\$ -	\$ -	N/A
620 Motor Fuel Tax Debt Service	\$ -	\$ 3,556,624	\$ 3,556,624	\$ 3,413,556	\$ -	95.98%
622 Recovery Zone Bond Debt Service	\$ -	\$ 873,265	\$ 866,699	\$ 866,749	\$ -	100.01%
623 JJC/AJC Refunding Debt Service	\$ -	\$ 2,837,196	\$ 2,837,196	\$ 2,658,425	\$ -	93.70%
624 Longmeadow Debt Service	\$ -	\$ 415,053	\$ 415,053	\$ 414,052	\$ -	99.76%
625 Longmeadow Debt Srv - Cap Int	\$ -	\$ 4,441,098	\$ 646,625	\$ 646,625	\$ -	100.00%
<b>800 Other- Countywide Expenses</b>	\$ 5,194,009	\$ 48,791,177	\$ 47,851,472	\$ 41,260,856	\$ (0)	86.23%
001 General Fund	\$ 39,547	\$ 8,118,136	\$ 8,118,136	\$ 7,250,776	\$ 0	89.32%
100 County Automation	\$ -	\$ 12,330	\$ 12,330	\$ -	\$ -	0.00%
110 Illinois Municipal Retirement	\$ 518,460	\$ 6,109,559	\$ 6,109,559	\$ 5,699,864	\$ -	93.29%
111 FICA/Social Security	\$ 377,016	\$ 4,064,033	\$ 4,064,033	\$ 3,865,180	\$ -	95.11%
112 Special Reserve	\$ -	\$ 302,526	\$ -	\$ -	\$ -	N/A
113 Emergency Reserve	\$ -	\$ 90,000	\$ -	\$ -	\$ -	N/A
114 Property Tax Freeze Protection	\$ -	\$ 2,416,741	\$ 2,394,421	\$ 2,394,421	\$ -	100.00%
125 Public Safety Sales Tax	\$ 74,345	\$ 3,499,993	\$ 3,054,139	\$ 1,830,160	\$ (0)	59.92%
127 Judicial Technology Sales Tax	\$ 13,238	\$ 1,100,329	\$ 1,021,324	\$ 886,388	\$ -	86.79%
500 Capital Projects	\$ 1,105,656	\$ 3,310,804	\$ 3,310,804	\$ 2,490,684	\$ 0	75.23%
652 Health Insurance Fund	\$ 3,065,747	\$ 19,766,726	\$ 19,766,726	\$ 16,843,383	\$ -	85.21%
<b>900 Contingency</b>	\$ -	\$ 655,032	\$ 597,792	\$ -	\$ -	0.00%
001 General Fund	\$ -	\$ 597,792	\$ 597,792	\$ -	\$ -	0.00%
660 Working Cash	\$ -	\$ 57,240	\$ -	\$ -	\$ -	N/A
<b>Grand Total</b>	\$ 31,405,911	\$ 305,028,277	\$ 291,592,185	\$ 223,468,811	\$ 0	76.64%

**Kane County Expenditure Report - Detail**  
**Through November 30, 2019 (100.0% YTD, 100.0% Payroll) - DRAFT**

	Current Month	Total Amended	Total Amended	YTD Actual	YTD	Total % Used
	Transactions	Budget	Budget excluding Net Income	Transactions	Encumbrances	
<b>010 County Board</b>	<b>\$ 280,266</b>	<b>\$ 6,482,931</b>	<b>\$ 6,482,931</b>	<b>\$ 5,243,184</b>	<b>\$ -</b>	<b>80.88%</b>
<b>001 General Fund</b>	<b>\$ 121,482</b>	<b>\$ 1,408,436</b>	<b>\$ 1,408,436</b>	<b>\$ 1,300,238</b>	<b>\$ -</b>	<b>92.32%</b>
Personnel Services- Salaries & Wages	\$ 72,743	\$ 946,474	\$ 946,474	\$ 940,505	\$ -	99.37%
Personnel Services- Employee Benefits	\$ 25,247	\$ 408,804	\$ 408,804	\$ 320,682	\$ -	78.44%
Contractual Services	\$ 23,292	\$ 45,658	\$ 45,658	\$ 36,524	\$ -	79.99%
Commodities	\$ 199	\$ 7,500	\$ 7,500	\$ 2,527	\$ (0)	33.70%
<b>120 Grand Victoria Casino Elgin</b>	<b>\$ 152,902</b>	<b>\$ 3,757,963</b>	<b>\$ 3,757,963</b>	<b>\$ 3,574,582</b>	<b>\$ -</b>	<b>95.12%</b>
Personnel Services- Salaries & Wages	\$ 3,499	\$ 54,054	\$ 54,054	\$ 47,715	\$ -	88.27%
Personnel Services- Employee Benefits	\$ 9,072	\$ 63,417	\$ 63,417	\$ 37,002	\$ -	58.35%
Contractual Services	\$ 140,332	\$ 809,180	\$ 809,180	\$ 663,301	\$ -	81.97%
Commodities	\$ -	\$ 9,334	\$ 9,334	\$ 4,586	\$ -	49.13%
Transfers Out	\$ -	\$ 2,821,978	\$ 2,821,978	\$ 2,821,978	\$ -	100.00%
<b>430 Farmland Preservation</b>	<b>\$ 5,882</b>	<b>\$ 1,316,532</b>	<b>\$ 1,316,532</b>	<b>\$ 368,364</b>	<b>\$ -</b>	<b>27.98%</b>
Personnel Services- Salaries & Wages	\$ 3,886	\$ 32,382	\$ 32,382	\$ 41,190	\$ -	127.20%
Personnel Services- Employee Benefits	\$ 428	\$ 8,780	\$ 8,780	\$ 8,149	\$ -	92.82%
Contractual Services	\$ 1,568	\$ 115,370	\$ 115,370	\$ 19,770	\$ -	17.14%
Capital	\$ -	\$ 1,160,000	\$ 1,160,000	\$ 299,254	\$ -	25.80%
<b>040 Finance</b>	<b>\$ 78,742</b>	<b>\$ 1,031,564</b>	<b>\$ 1,031,564</b>	<b>\$ 1,008,433</b>	<b>\$ 0</b>	<b>97.76%</b>
<b>001 General Fund</b>	<b>\$ 78,742</b>	<b>\$ 1,031,564</b>	<b>\$ 1,031,564</b>	<b>\$ 1,008,433</b>	<b>\$ 0</b>	<b>97.76%</b>
Personnel Services- Salaries & Wages	\$ 62,016	\$ 728,208	\$ 728,208	\$ 722,853	\$ -	99.26%
Personnel Services- Employee Benefits	\$ 15,457	\$ 182,367	\$ 182,367	\$ 169,794	\$ -	93.11%
Contractual Services	\$ 94	\$ 116,139	\$ 116,139	\$ 108,202	\$ -	93.17%
Commodities	\$ 1,175	\$ 4,850	\$ 4,850	\$ 7,584	\$ 0	156.37%
<b>060 Information Technologies</b>	<b>\$ 565,731</b>	<b>\$ 6,353,493</b>	<b>\$ 6,353,493</b>	<b>\$ 5,308,181</b>	<b>\$ 0</b>	<b>83.55%</b>
<b>001 General Fund</b>	<b>\$ 375,486</b>	<b>\$ 3,857,491</b>	<b>\$ 3,857,491</b>	<b>\$ 3,444,364</b>	<b>\$ 0</b>	<b>89.29%</b>
Personnel Services- Salaries & Wages	\$ 198,102	\$ 2,737,121	\$ 2,737,121	\$ 2,547,271	\$ -	93.06%
Personnel Services- Employee Benefits	\$ 35,264	\$ 579,029	\$ 579,029	\$ 430,904	\$ -	74.42%
Contractual Services	\$ 133,054	\$ 459,155	\$ 459,155	\$ 382,440	\$ -	83.29%
Commodities	\$ 9,067	\$ 82,186	\$ 82,186	\$ 83,748	\$ (0)	101.90%
<b>101 Geographic Information Systems</b>	<b>\$ 137,420</b>	<b>\$ 2,190,502</b>	<b>\$ 2,190,502</b>	<b>\$ 1,695,942</b>	<b>\$ -</b>	<b>77.42%</b>
Personnel Services- Salaries & Wages	\$ 59,619	\$ 748,702	\$ 748,702	\$ 726,404	\$ -	97.02%
Personnel Services- Employee Benefits	\$ 19,154	\$ 241,958	\$ 241,958	\$ 234,981	\$ -	97.12%
Contractual Services	\$ 38,152	\$ 1,002,000	\$ 1,002,000	\$ 660,114	\$ -	65.88%
Commodities	\$ 5,273	\$ 30,200	\$ 30,200	\$ 15,150	\$ 0	50.17%
Capital	\$ 15,222	\$ 125,338	\$ 125,338	\$ 16,988	\$ -	13.55%
Transfers Out	\$ -	\$ 42,304	\$ 42,304	\$ 42,304	\$ -	100.00%
<b>385 IL Counties Information Mgmt</b>	<b>\$ 1,418</b>	<b>\$ 8,000</b>	<b>\$ 8,000</b>	<b>\$ 2,890</b>	<b>\$ -</b>	<b>36.13%</b>
Contractual Services	\$ 1,418	\$ 8,000	\$ 8,000	\$ 2,890	\$ -	36.13%
<b>390 Web Technical Services</b>	<b>\$ 51,407</b>	<b>\$ 297,500</b>	<b>\$ 297,500</b>	<b>\$ 164,986</b>	<b>\$ 0</b>	<b>55.46%</b>
Contractual Services	\$ 51,407	\$ 294,500	\$ 294,500	\$ 134,981	\$ 0	45.83%
Commodities	\$ -	\$ 3,000	\$ 3,000	\$ 30,005	\$ -	1,000.17%
<b>080 Building Management</b>	<b>\$ 567,061</b>	<b>\$ 4,769,922</b>	<b>\$ 4,769,922</b>	<b>\$ 4,782,459</b>	<b>\$ (0)</b>	<b>100.26%</b>
<b>001 General Fund</b>	<b>\$ 567,061</b>	<b>\$ 4,769,922</b>	<b>\$ 4,769,922</b>	<b>\$ 4,782,459</b>	<b>\$ (0)</b>	<b>100.26%</b>
Personnel Services- Salaries & Wages	\$ 82,893	\$ 1,351,019	\$ 1,351,019	\$ 1,198,703	\$ -	88.73%
Personnel Services- Employee Benefits	\$ 25,030	\$ 229,330	\$ 229,330	\$ 249,365	\$ -	108.74%
Contractual Services	\$ 172,573	\$ 1,311,303	\$ 1,311,303	\$ 1,434,647	\$ -	109.41%
Commodities	\$ 286,566	\$ 1,878,270	\$ 1,878,270	\$ 1,899,743	\$ -	101.14%
<b>120 Human Resource Management</b>	<b>\$ 453,024</b>	<b>\$ 2,842,895</b>	<b>\$ 2,842,895</b>	<b>\$ 3,500,237</b>	<b>\$ (0)</b>	<b>123.12%</b>
<b>001 General Fund</b>	<b>\$ 23,794</b>	<b>\$ 290,436</b>	<b>\$ 290,436</b>	<b>\$ 234,941</b>	<b>\$ (0)</b>	<b>80.89%</b>
Personnel Services- Salaries & Wages	\$ 14,469	\$ 179,607	\$ 179,607	\$ 152,144	\$ -	84.71%
Personnel Services- Employee Benefits	\$ 2,867	\$ 71,578	\$ 71,578	\$ 40,506	\$ -	56.59%
Contractual Services	\$ 4,477	\$ 32,451	\$ 32,451	\$ 36,213	\$ -	111.59%
Commodities	\$ 1,981	\$ 6,800	\$ 6,800	\$ 6,078	\$ (0)	89.39%

**Kane County Expenditure Report - Detail**  
**Through November 30, 2019 (100.0% YTD, 100.0% Payroll) - DRAFT**

	Current Month	Total Amended	Total Amended	YTD Actual	YTD	Total % Used
	Transactions	Budget	Budget excluding	Transactions	Encumbrances	
			Net Income			
<b>010 Insurance Liability</b>	\$ 429,230	\$ 2,551,459	\$ 2,551,459	\$ 3,262,422	\$ -	127.86%
Personnel Services- Salaries & Wages	\$ 10,876	\$ 136,777	\$ 136,777	\$ 136,022	\$ -	99.45%
Personnel Services- Employee Benefits	\$ 3,083	\$ 41,627	\$ 41,627	\$ 39,008	\$ -	93.71%
Contractual Services	\$ 415,271	\$ 2,373,055	\$ 2,373,055	\$ 3,087,393	\$ -	130.10%
<b>246 Employee Events Fund</b>	\$ -	\$ 1,000	\$ 1,000	\$ 2,874	\$ -	287.40%
Contractual Services	\$ -	\$ -	\$ -	\$ 2,874	\$ -	N/A
Commodities	\$ -	\$ 1,000	\$ 1,000	\$ -	\$ -	0.00%
<b>140 County Auditor</b>	\$ 22,498	\$ 310,275	\$ 310,275	\$ 270,602	\$ -	87.21%
<b>001 General Fund</b>	\$ 22,498	\$ 310,275	\$ 310,275	\$ 270,602	\$ -	87.21%
Personnel Services- Salaries & Wages	\$ 18,723	\$ 233,306	\$ 233,306	\$ 214,852	\$ -	92.09%
Personnel Services- Employee Benefits	\$ 2,852	\$ 42,686	\$ 42,686	\$ 34,063	\$ -	79.80%
Contractual Services	\$ 789	\$ 32,783	\$ 32,783	\$ 21,219	\$ -	64.73%
Commodities	\$ 134	\$ 1,500	\$ 1,500	\$ 467	\$ -	31.15%
<b>150 Treasurer/Collector</b>	\$ 166,686	\$ 954,268	\$ 898,273	\$ 842,570	\$ 0	93.80%
<b>001 General Fund</b>	\$ 75,113	\$ 697,271	\$ 641,276	\$ 659,971	\$ 0	102.92%
Personnel Services- Salaries & Wages	\$ 42,070	\$ 525,476	\$ 525,476	\$ 525,399	\$ -	99.99%
Personnel Services- Employee Benefits	\$ 6,907	\$ 89,311	\$ 89,311	\$ 87,560	\$ -	98.04%
Contractual Services	\$ 25,847	\$ 23,500	\$ 23,500	\$ 43,480	\$ -	185.02%
Commodities	\$ 289	\$ 4,382	\$ 4,382	\$ 3,533	\$ 0	80.64%
Contingency and Other	\$ -	\$ 55,995	\$ -	\$ -	\$ -	N/A
Services	\$ -	\$ (1,393)	\$ (1,393)	\$ -	\$ -	0.00%
<b>150 Tax Sale Automation</b>	\$ 14,578	\$ 180,002	\$ 180,002	\$ 105,603	\$ -	58.67%
Personnel Services- Salaries & Wages	\$ 3,430	\$ 35,702	\$ 35,702	\$ 36,527	\$ -	102.31%
Personnel Services- Employee Benefits	\$ 262	\$ 2,785	\$ 2,785	\$ 2,794	\$ -	100.34%
Contractual Services	\$ 1,571	\$ 67,015	\$ 67,015	\$ 5,927	\$ -	8.84%
Commodities	\$ 64	\$ 10,000	\$ 10,000	\$ 3,273	\$ -	32.73%
Capital	\$ 9,250	\$ 64,500	\$ 64,500	\$ 57,081	\$ -	88.50%
<b>268 Sale &amp; Error</b>	\$ 76,995	\$ 76,995	\$ 76,995	\$ 76,995	\$ -	100.00%
Transfers Out	\$ 76,995	\$ 76,995	\$ 76,995	\$ 76,995	\$ -	100.00%
<b>170 Supervisor of Assessments</b>	\$ 93,692	\$ 1,342,711	\$ 1,342,711	\$ 1,243,903	\$ (0)	92.64%
<b>001 General Fund</b>	\$ 93,692	\$ 1,342,711	\$ 1,342,711	\$ 1,243,903	\$ (0)	92.64%
Personnel Services- Salaries & Wages	\$ 67,737	\$ 855,298	\$ 855,298	\$ 792,108	\$ -	92.61%
Personnel Services- Employee Benefits	\$ 17,053	\$ 238,257	\$ 238,257	\$ 222,923	\$ -	93.56%
Contractual Services	\$ 3,740	\$ 229,481	\$ 229,481	\$ 206,546	\$ -	90.01%
Commodities	\$ 5,162	\$ 19,675	\$ 19,675	\$ 22,326	\$ (0)	113.47%
<b>190 County Clerk</b>	\$ 667,682	\$ 3,863,807	\$ 3,747,929	\$ 3,301,536	\$ (0)	88.09%
<b>001 General Fund</b>	\$ 661,805	\$ 3,146,472	\$ 3,146,472	\$ 3,141,641	\$ (0)	99.85%
Personnel Services- Salaries & Wages	\$ 133,557	\$ 2,051,728	\$ 2,051,728	\$ 1,775,466	\$ -	86.54%
Personnel Services- Employee Benefits	\$ 26,621	\$ 384,004	\$ 384,004	\$ 296,231	\$ -	77.14%
Contractual Services	\$ 19,516	\$ 368,090	\$ 368,090	\$ 381,542	\$ -	103.65%
Commodities	\$ 482,111	\$ 342,650	\$ 342,650	\$ 688,401	\$ (0)	200.91%
<b>160 Vital Records Automation</b>	\$ 5,877	\$ 291,435	\$ 175,557	\$ 159,342	\$ -	90.76%
Personnel Services- Salaries & Wages	\$ 4,150	\$ 62,212	\$ 62,212	\$ 95,818	\$ -	154.02%
Personnel Services- Employee Benefits	\$ 1,605	\$ 25,107	\$ 25,107	\$ 32,104	\$ -	127.87%
Contractual Services	\$ 123	\$ 42,238	\$ 42,238	\$ 16,625	\$ -	39.36%
Commodities	\$ -	\$ 16,000	\$ 16,000	\$ 68	\$ -	0.42%
Contingency and Other	\$ -	\$ 115,878	\$ -	\$ -	\$ -	N/A
Capital	\$ -	\$ 30,000	\$ 30,000	\$ 14,727	\$ -	49.09%

**Kane County Expenditure Report - Detail**  
**Through November 30, 2019 (100.0% YTD, 100.0% Payroll) - DRAFT**

	Current Month Transactions	Total Amended Budget	Total Amended Budget excluding Net Income	YTD Actual Transactions	YTD Encumbrances	Total % Used
<b>161 Election Equipment Fund</b>	\$ -	\$ 425,900	\$ 425,900	\$ 554	\$ -	0.13%
Commodities	\$ -	\$ 425,900	\$ 425,900	\$ -	\$ -	0.00%
Capital	\$ -	\$ -	\$ -	\$ 554	\$ -	N/A
<b>210 Recorder</b>	\$ 122,170	\$ 2,085,466	\$ 2,085,466	\$ 1,348,617	\$ -	64.67%
<b>001 General Fund</b>	\$ 48,544	\$ 787,439	\$ 787,439	\$ 650,355	\$ -	82.59%
Personnel Services- Salaries & Wages	\$ 39,069	\$ 644,850	\$ 644,850	\$ 545,944	\$ -	84.66%
Personnel Services- Employee Benefits	\$ 7,919	\$ 138,701	\$ 138,701	\$ 101,165	\$ -	72.94%
Contractual Services	\$ 879	\$ 1,818	\$ 1,818	\$ 1,334	\$ -	73.38%
Commodities	\$ 677	\$ 2,070	\$ 2,070	\$ 1,912	\$ -	92.38%
<b>170 Recorder's Automation</b>	\$ 73,626	\$ 1,298,027	\$ 1,298,027	\$ 698,262	\$ -	53.79%
Personnel Services- Salaries & Wages	\$ 16,778	\$ 216,445	\$ 216,445	\$ 177,536	\$ -	82.02%
Personnel Services- Employee Benefits	\$ 5,838	\$ 84,191	\$ 84,191	\$ 66,143	\$ -	78.56%
Contractual Services	\$ 233	\$ 358,159	\$ 358,159	\$ 312,396	\$ -	87.22%
Commodities	\$ 2,776	\$ 106,232	\$ 106,232	\$ 57,226	\$ -	53.87%
Capital	\$ 48,000	\$ 533,000	\$ 533,000	\$ 84,962	\$ -	15.94%
<b>230 Regional Office of Education</b>	\$ 23,095	\$ 306,906	\$ 306,906	\$ 270,011	\$ -	87.98%
<b>001 General Fund</b>	\$ 23,095	\$ 306,906	\$ 306,906	\$ 270,011	\$ -	87.98%
Personnel Services- Salaries & Wages	\$ 19,962	\$ 261,814	\$ 261,814	\$ 228,178	\$ -	87.15%
Personnel Services- Employee Benefits	\$ 3,133	\$ 40,517	\$ 40,517	\$ 41,834	\$ -	103.25%
Contractual Services	\$ -	\$ 4,575	\$ 4,575	\$ -	\$ -	0.00%
<b>240 Judiciary and Courts</b>	\$ 335,104	\$ 3,520,771	\$ 3,513,421	\$ 3,175,719	\$ 0	90.39%
<b>001 General Fund</b>	\$ 311,628	\$ 3,297,891	\$ 3,297,891	\$ 3,010,994	\$ 0	91.30%
Personnel Services- Salaries & Wages	\$ 119,060	\$ 1,548,154	\$ 1,548,154	\$ 1,368,285	\$ -	88.38%
Personnel Services- Employee Benefits	\$ 19,824	\$ 419,702	\$ 419,702	\$ 267,414	\$ -	63.72%
Contractual Services	\$ 146,633	\$ 1,252,650	\$ 1,252,650	\$ 1,272,202	\$ -	101.56%
Commodities	\$ 26,112	\$ 77,250	\$ 77,250	\$ 100,529	\$ -	130.13%
Capital	\$ -	\$ -	\$ -	\$ 2,563	\$ -	N/A
Services	\$ -	\$ 135	\$ 135	\$ -	\$ -	0.00%
<b>195 Children's Waiting Room</b>	\$ 22,026	\$ 137,000	\$ 137,000	\$ 128,301	\$ -	93.65%
Contractual Services	\$ 22,026	\$ 125,000	\$ 125,000	\$ 116,301	\$ -	93.04%
Transfers Out	\$ -	\$ 12,000	\$ 12,000	\$ 12,000	\$ -	100.00%
<b>196 D.U.I.</b>	\$ -	\$ 12,350	\$ 5,000	\$ -	\$ -	0.00%
Contractual Services	\$ -	\$ 5,000	\$ 5,000	\$ -	\$ -	0.00%
Contingency and Other	\$ -	\$ 7,350	\$ -	\$ -	\$ -	N/A
<b>197 Foreclosure Mediation Fund</b>	\$ 1,450	\$ 58,000	\$ 58,000	\$ 36,424	\$ -	62.80%
Contractual Services	\$ 1,450	\$ 56,000	\$ 56,000	\$ 36,159	\$ -	64.57%
Commodities	\$ -	\$ 2,000	\$ 2,000	\$ 265	\$ -	13.25%
<b>492 Marriage Fees</b>	\$ -	\$ 15,530	\$ 15,530	\$ -	\$ -	0.00%
Contractual Services	\$ -	\$ 14,130	\$ 14,130	\$ -	\$ -	0.00%
Commodities	\$ -	\$ 1,400	\$ 1,400	\$ -	\$ -	0.00%
<b>250 Circuit Clerk</b>	\$ 653,562	\$ 7,440,851	\$ 7,311,485	\$ 6,414,470	\$ -	87.73%
<b>001 General Fund</b>	\$ 311,572	\$ 3,843,050	\$ 3,843,050	\$ 3,621,983	\$ -	94.25%
Personnel Services- Salaries & Wages	\$ 225,651	\$ 2,964,063	\$ 2,964,063	\$ 2,878,691	\$ -	97.12%
Personnel Services- Employee Benefits	\$ 51,660	\$ 695,992	\$ 695,992	\$ 638,913	\$ -	91.80%
Contractual Services	\$ 23,360	\$ 111,862	\$ 111,862	\$ 76,471	\$ -	68.36%
Commodities	\$ 10,901	\$ 71,133	\$ 71,133	\$ 27,909	\$ -	39.23%

**Kane County Expenditure Report - Detail**  
**Through November 30, 2019 (100.0% YTD, 100.0% Payroll) - DRAFT**

	Current Month Transactions	Total Amended Budget	Total Amended Budget excluding Net Income	YTD Actual Transactions	YTD Encumbrances	Total % Used
<b>200 Court Automation</b>	<b>\$ 209,750</b>	<b>\$ 1,527,264</b>	<b>\$ 1,488,905</b>	<b>\$ 1,067,121</b>	<b>\$ -</b>	<b>71.67%</b>
Personnel Services- Salaries & Wages	\$ 34,846	\$ 596,926	\$ 596,926	\$ 481,043	\$ -	80.59%
Personnel Services- Employee Benefits	\$ 15,798	\$ 231,791	\$ 231,791	\$ 193,727	\$ -	83.58%
Contractual Services	\$ 6,646	\$ 228,150	\$ 228,150	\$ 76,469	\$ -	33.52%
Commodities	\$ 2,961	\$ 122,538	\$ 122,538	\$ 16,882	\$ -	13.78%
Contingency and Other	\$ -	\$ 38,359	\$ -	\$ -	\$ -	N/A
Capital	\$ -	\$ 10,500	\$ 10,500	\$ -	\$ -	0.00%
Transfers Out	\$ 149,500	\$ 299,000	\$ 299,000	\$ 299,000	\$ -	100.00%
<b>201 Court Document Storage</b>	<b>\$ 93,577</b>	<b>\$ 1,303,000</b>	<b>\$ 1,268,597</b>	<b>\$ 1,180,329</b>	<b>\$ -</b>	<b>93.04%</b>
Personnel Services- Salaries & Wages	\$ 54,000	\$ 706,234	\$ 706,234	\$ 745,508	\$ -	105.56%
Personnel Services- Employee Benefits	\$ 27,735	\$ 357,543	\$ 357,543	\$ 344,853	\$ -	96.45%
Contractual Services	\$ 1,926	\$ 130,644	\$ 130,644	\$ 54,198	\$ -	41.49%
Commodities	\$ 9,917	\$ 57,176	\$ 57,176	\$ 35,770	\$ -	62.56%
Contingency and Other	\$ -	\$ 34,403	\$ -	\$ -	\$ -	N/A
Capital	\$ -	\$ 17,000	\$ 17,000	\$ -	\$ -	0.00%
<b>202 Child Support</b>	<b>\$ 2,193</b>	<b>\$ 188,645</b>	<b>\$ 188,645</b>	<b>\$ 84,760</b>	<b>\$ -</b>	<b>44.93%</b>
Personnel Services- Salaries & Wages	\$ 1,471	\$ 122,712	\$ 122,712	\$ 53,063	\$ -	43.24%
Personnel Services- Employee Benefits	\$ 722	\$ 45,472	\$ 45,472	\$ 19,650	\$ -	43.21%
Contractual Services	\$ -	\$ 20,161	\$ 20,161	\$ 12,047	\$ -	59.75%
Commodities	\$ -	\$ 300	\$ 300	\$ -	\$ -	0.00%
<b>203 Circuit Clerk Admin Services</b>	<b>\$ 24,977</b>	<b>\$ 387,849</b>	<b>\$ 378,951</b>	<b>\$ 332,894</b>	<b>\$ -</b>	<b>87.85%</b>
Personnel Services- Salaries & Wages	\$ 17,159	\$ 224,206	\$ 224,206	\$ 216,779	\$ -	96.69%
Personnel Services- Employee Benefits	\$ 7,520	\$ 96,480	\$ 96,480	\$ 92,909	\$ -	96.30%
Contractual Services	\$ -	\$ 27,921	\$ 27,921	\$ 17,188	\$ -	61.56%
Commodities	\$ 298	\$ 30,344	\$ 30,344	\$ 6,019	\$ -	19.83%
Contingency and Other	\$ -	\$ 8,898	\$ -	\$ -	\$ -	N/A
<b>204 Circuit Clk Electronic Citation</b>	<b>\$ 11,493</b>	<b>\$ 191,043</b>	<b>\$ 143,337</b>	<b>\$ 127,383</b>	<b>\$ -</b>	<b>88.87%</b>
Personnel Services- Salaries & Wages	\$ 7,602	\$ 78,042	\$ 78,042	\$ 78,347	\$ -	100.39%
Personnel Services- Employee Benefits	\$ 3,655	\$ 43,415	\$ 43,415	\$ 41,857	\$ -	96.41%
Contractual Services	\$ 31	\$ 21,078	\$ 21,078	\$ 6,872	\$ -	32.60%
Commodities	\$ 204	\$ 802	\$ 802	\$ 307	\$ -	38.32%
Contingency and Other	\$ -	\$ 47,706	\$ -	\$ -	\$ -	N/A
<b>300 State's Attorney</b>	<b>\$ 773,716</b>	<b>\$ 11,457,468</b>	<b>\$ 11,106,959</b>	<b>\$ 9,493,386</b>	<b>\$ 0</b>	<b>85.47%</b>
<b>001 General Fund</b>	<b>\$ 465,260</b>	<b>\$ 5,787,746</b>	<b>\$ 5,787,746</b>	<b>\$ 5,237,839</b>	<b>\$ 0</b>	<b>90.50%</b>
Personnel Services- Salaries & Wages	\$ 339,409	\$ 4,379,192	\$ 4,379,192	\$ 4,004,451	\$ -	91.44%
Personnel Services- Employee Benefits	\$ 68,269	\$ 927,614	\$ 927,614	\$ 799,517	\$ -	86.19%
Contractual Services	\$ 49,508	\$ 408,171	\$ 408,171	\$ 375,327	\$ -	91.95%
Commodities	\$ 8,075	\$ 67,700	\$ 67,700	\$ 53,475	\$ 0	78.99%
Transfers Out	\$ -	\$ 5,069	\$ 5,069	\$ 5,069	\$ -	100.00%
<b>010 Insurance Liability</b>	<b>\$ 108,455</b>	<b>\$ 1,573,781</b>	<b>\$ 1,573,781</b>	<b>\$ 1,203,788</b>	<b>\$ -</b>	<b>76.49%</b>
Personnel Services- Salaries & Wages	\$ 67,300	\$ 797,052	\$ 797,052	\$ 798,569	\$ -	100.19%
Personnel Services- Employee Benefits	\$ 21,253	\$ 270,805	\$ 270,805	\$ 249,705	\$ -	92.21%
Contractual Services	\$ 19,715	\$ 499,124	\$ 499,124	\$ 154,060	\$ -	30.87%
Commodities	\$ 187	\$ 6,800	\$ 6,800	\$ 1,454	\$ -	21.38%

**Kane County Expenditure Report - Detail**  
**Through November 30, 2019 (100.0% YTD, 100.0% Payroll) - DRAFT**

	Current Month	Total Amended	Total Amended	YTD Actual	YTD	Total % Used
	Transactions	Budget	Budget excluding	Transactions	Encumbrances	
			Net Income			
<b>220 Title IV-D</b>	<b>\$ 45,939</b>	<b>\$ 747,588</b>	<b>\$ 747,588</b>	<b>\$ 713,068</b>	<b>\$ 0</b>	<b>95.38%</b>
Personnel Services- Salaries & Wages	\$ 31,999	\$ 456,954	\$ 456,954	\$ 417,467	\$ -	91.36%
Personnel Services- Employee Benefits	\$ 12,364	\$ 179,672	\$ 179,672	\$ 169,537	\$ -	94.36%
Contractual Services	\$ 1,575	\$ 23,898	\$ 23,898	\$ 22,337	\$ -	93.47%
Commodities	\$ -	\$ -	\$ -	\$ 16,663	\$ 0	N/A
Capital	\$ -	\$ -	\$ -	\$ -	\$ -	N/A
Transfers Out	\$ -	\$ 87,064	\$ 87,064	\$ 87,064	\$ -	100.00%
<b>221 Drug Prosecution</b>	<b>\$ 23,629</b>	<b>\$ 439,966</b>	<b>\$ 439,966</b>	<b>\$ 435,894</b>	<b>\$ -</b>	<b>99.07%</b>
Personnel Services- Salaries & Wages	\$ 16,676	\$ 198,385	\$ 198,385	\$ 199,673	\$ -	100.65%
Personnel Services- Employee Benefits	\$ 5,904	\$ 72,572	\$ 72,572	\$ 66,956	\$ -	92.26%
Contractual Services	\$ 1,050	\$ 8,889	\$ 8,889	\$ 9,939	\$ -	111.81%
Commodities	\$ -	\$ 795	\$ 795	\$ -	\$ -	0.00%
Transfers Out	\$ -	\$ 159,325	\$ 159,325	\$ 159,325	\$ -	100.00%
<b>222 Victim Coordinator Services</b>	<b>\$ 15,928</b>	<b>\$ 250,249</b>	<b>\$ 250,249</b>	<b>\$ 198,061</b>	<b>\$ -</b>	<b>79.15%</b>
Personnel Services- Salaries & Wages	\$ 11,236	\$ 141,638	\$ 141,638	\$ 131,947	\$ -	93.16%
Personnel Services- Employee Benefits	\$ 4,693	\$ 101,062	\$ 101,062	\$ 53,371	\$ -	52.81%
Contractual Services	\$ -	\$ 7,549	\$ 7,549	\$ 12,742	\$ -	168.79%
<b>223 Domestic Violence</b>	<b>\$ 25,318</b>	<b>\$ 647,207</b>	<b>\$ 502,003</b>	<b>\$ 385,470</b>	<b>\$ -</b>	<b>76.79%</b>
Personnel Services- Salaries & Wages	\$ 17,792	\$ 347,830	\$ 347,830	\$ 272,162	\$ -	78.25%
Personnel Services- Employee Benefits	\$ 5,951	\$ 129,394	\$ 129,394	\$ 95,465	\$ -	73.78%
Contractual Services	\$ 1,575	\$ 23,164	\$ 23,164	\$ 17,843	\$ -	77.03%
Commodities	\$ -	\$ 1,615	\$ 1,615	\$ -	\$ -	0.00%
Contingency and Other	\$ -	\$ 145,204	\$ -	\$ -	\$ -	N/A
<b>224 Environmental Prosecution</b>	<b>\$ -</b>	<b>\$ 75,876</b>	<b>\$ 75,876</b>	<b>\$ 75,876</b>	<b>\$ -</b>	<b>100.00%</b>
Transfers Out	\$ -	\$ 75,876	\$ 75,876	\$ 75,876	\$ -	100.00%
<b>225 Auto Theft Task Force</b>	<b>\$ -</b>	<b>\$ 339</b>	<b>\$ -</b>	<b>\$ -</b>	<b>\$ -</b>	<b>N/A</b>
Contingency and Other	\$ -	\$ 339	\$ -	\$ -	\$ -	N/A
<b>230 Child Advocacy Center</b>	<b>\$ 83,005</b>	<b>\$ 1,383,648</b>	<b>\$ 1,194,587</b>	<b>\$ 1,108,483</b>	<b>\$ 0</b>	<b>92.79%</b>
Personnel Services- Salaries & Wages	\$ 55,318	\$ 752,162	\$ 752,162	\$ 713,463	\$ -	94.85%
Personnel Services- Employee Benefits	\$ 21,018	\$ 291,847	\$ 291,847	\$ 285,677	\$ -	97.89%
Contractual Services	\$ 6,420	\$ 122,778	\$ 122,778	\$ 90,700	\$ -	73.87%
Contingency and Other	\$ -	\$ 189,061	\$ -	\$ -	\$ -	N/A
<b>231 Equitable Sharing Program</b>	<b>\$ -</b>	<b>\$ 55,000</b>	<b>\$ 55,000</b>	<b>\$ 2,898</b>	<b>\$ -</b>	<b>5.27%</b>
Contractual Services	\$ -	\$ 20,000	\$ 20,000	\$ 1,650	\$ -	8.25%
Commodities	\$ -	\$ 35,000	\$ 35,000	\$ 1,248	\$ -	3.56%
<b>232 State's Atty Records Automation</b>	<b>\$ 2,187</b>	<b>\$ 97,558</b>	<b>\$ 81,653</b>	<b>\$ 49,256</b>	<b>\$ -</b>	<b>60.32%</b>
Personnel Services- Salaries & Wages	\$ 1,489	\$ 17,311	\$ 17,311	\$ 17,273	\$ -	99.78%
Personnel Services- Employee Benefits	\$ 698	\$ 8,565	\$ 8,565	\$ 8,384	\$ -	97.88%
Contractual Services	\$ -	\$ 777	\$ 777	\$ 777	\$ -	100.00%
Commodities	\$ -	\$ 55,000	\$ 55,000	\$ 22,823	\$ -	41.50%
Contingency and Other	\$ -	\$ 15,905	\$ -	\$ -	\$ -	N/A
<b>233 Bad Check Restitution</b>	<b>\$ -</b>	<b>\$ 25,000</b>	<b>\$ 25,000</b>	<b>\$ -</b>	<b>\$ -</b>	<b>0.00%</b>
Contractual Services	\$ -	\$ 25,000	\$ 25,000	\$ -	\$ -	0.00%
<b>234 Drug Asset Forfeiture</b>	<b>\$ 550</b>	<b>\$ 85,000</b>	<b>\$ 85,000</b>	<b>\$ 794</b>	<b>\$ -</b>	<b>0.93%</b>
Contractual Services	\$ 550	\$ 85,000	\$ 85,000	\$ 794	\$ -	0.93%
<b>235 State's Attorney Employee Events</b>	<b>\$ -</b>	<b>\$ 10</b>	<b>\$ 10</b>	<b>\$ 522</b>	<b>\$ -</b>	<b>5,217.00%</b>
Commodities	\$ -	\$ 10	\$ 10	\$ 522	\$ -	5,217.00%



**Kane County Expenditure Report - Detail**  
**Through November 30, 2019 (100.0% YTD, 100.0% Payroll) - DRAFT**

	Current Month	Total Amended	Total Amended	YTD Actual	YTD	Total % Used
	Transactions	Budget	Budget excluding	Transactions	Encumbrances	
			Net Income			
<b>236 Child Advocacy Advisory Board</b>	\$ -	\$ 26,000	\$ 26,000	\$ -	\$ -	0.00%
Commodities	\$ -	\$ 26,000	\$ 26,000	\$ -	\$ -	0.00%
<b>237 Money Laundering - State's Atty</b>	\$ -	\$ 175,000	\$ 175,000	\$ 51,609	\$ -	29.49%
Contractual Services	\$ -	\$ 155,000	\$ 155,000	\$ 51,609	\$ -	33.30%
Commodities	\$ -	\$ 20,000	\$ 20,000	\$ -	\$ -	0.00%
<b>490 Kane County Law Enforcement</b>	\$ 3,445	\$ 87,500	\$ 87,500	\$ 29,830	\$ -	34.09%
Personnel Services- Salaries & Wages	\$ 1,800	\$ -	\$ -	\$ 3,600	\$ -	N/A
Personnel Services- Employee Benefits	\$ 131	\$ -	\$ -	\$ 264	\$ -	N/A
Contractual Services	\$ 1,513	\$ 87,500	\$ 87,500	\$ 25,966	\$ -	29.68%
<b>360 Public Defender</b>	\$ 341,745	\$ 4,107,380	\$ 4,107,380	\$ 4,009,456	\$ -	97.62%
<b>001 General Fund</b>	\$ 341,745	\$ 4,107,380	\$ 4,107,380	\$ 4,009,456	\$ -	97.62%
Personnel Services- Salaries & Wages	\$ 253,692	\$ 3,596,602	\$ 3,596,602	\$ 3,185,760	\$ -	88.58%
Personnel Services- Employee Benefits	\$ 54,845	\$ 855,942	\$ 855,942	\$ 660,993	\$ -	77.22%
Contractual Services	\$ 22,340	\$ 137,610	\$ 137,610	\$ 89,998	\$ -	65.40%
Commodities	\$ 10,869	\$ 76,672	\$ 76,672	\$ 72,705	\$ -	94.83%
Services	\$ -	\$ (559,446)	\$ (559,446)	\$ -	\$ -	0.00%
<b>370 Law Library</b>	\$ 40,387	\$ 336,221	\$ 336,221	\$ 252,205	\$ -	75.01%
<b>250 Law Library</b>	\$ 40,387	\$ 336,221	\$ 336,221	\$ 252,205	\$ -	75.01%
Personnel Services- Salaries & Wages	\$ 9,700	\$ 116,257	\$ 116,257	\$ 119,666	\$ -	102.93%
Personnel Services- Employee Benefits	\$ 2,647	\$ 33,133	\$ 33,133	\$ 33,041	\$ -	99.72%
Contractual Services	\$ 5,318	\$ 24,163	\$ 24,163	\$ 25,850	\$ -	106.98%
Commodities	\$ 22,722	\$ 148,195	\$ 148,195	\$ 73,648	\$ -	49.70%
Capital	\$ -	\$ 14,473	\$ 14,473	\$ -	\$ -	0.00%
<b>380 Sheriff</b>	\$ 3,685,316	\$ 32,358,922	\$ 32,357,737	\$ 33,088,355	\$ -	102.26%
<b>001 General Fund</b>	\$ 3,598,908	\$ 29,278,830	\$ 29,278,830	\$ 29,405,021	\$ -	100.43%
Personnel Services- Salaries & Wages	\$ 2,331,729	\$ 21,859,441	\$ 21,859,441	\$ 21,244,186	\$ -	97.19%
Personnel Services- Employee Benefits	\$ 480,816	\$ 4,141,262	\$ 4,141,262	\$ 3,771,127	\$ -	91.06%
Contractual Services	\$ 616,997	\$ 2,735,828	\$ 2,735,828	\$ 2,870,681	\$ 0	104.93%
Commodities	\$ 169,366	\$ 1,512,831	\$ 1,512,831	\$ 1,518,954	\$ -	100.40%
Capital	\$ -	\$ -	\$ -	\$ 72	\$ -	N/A
Services	\$ -	\$ (970,532)	\$ (970,532)	\$ -	\$ -	0.00%
<b>247 EMA Volunteer Fund</b>	\$ 666	\$ 3,400	\$ 2,540	\$ 3,424	\$ -	134.82%
Contractual Services	\$ -	\$ 2,000	\$ 2,000	\$ 861	\$ -	43.07%
Commodities	\$ 666	\$ 540	\$ 540	\$ 2,563	\$ -	474.64%
Contingency and Other	\$ -	\$ 860	\$ -	\$ -	\$ -	N/A
<b>248 KC Emergency Planning</b>	\$ 135	\$ 4,300	\$ 3,975	\$ 1,954	\$ -	49.16%
Contractual Services	\$ -	\$ 2,675	\$ 2,675	\$ 940	\$ -	35.14%
Commodities	\$ 135	\$ 1,300	\$ 1,300	\$ 1,014	\$ -	78.01%
Contingency and Other	\$ -	\$ 325	\$ -	\$ -	\$ -	N/A
<b>249 Bomb Squad SWAT</b>	\$ -	\$ 2,100	\$ 2,100	\$ 7,567	\$ -	360.33%
Contractual Services	\$ -	\$ 2,100	\$ 2,100	\$ 3,121	\$ -	148.62%
Commodities	\$ -	\$ -	\$ -	\$ 4,446	\$ -	N/A
<b>251 Canteen Commission</b>	\$ 60,300	\$ 165,000	\$ 165,000	\$ 708,646	\$ -	429.48%
Contractual Services	\$ 25,257	\$ -	\$ -	\$ 439,024	\$ -	N/A
Commodities	\$ 35,043	\$ 165,000	\$ 165,000	\$ 269,621	\$ -	163.41%
<b>252 County Sheriff DEF Federal</b>	\$ -	\$ 24,000	\$ 24,000	\$ 64,767	\$ -	269.86%
Contractual Services	\$ -	\$ 24,000	\$ 24,000	\$ 35,340	\$ -	147.25%
Commodities	\$ -	\$ -	\$ -	\$ 6,858	\$ -	N/A
Capital	\$ -	\$ -	\$ -	\$ 22,569	\$ -	N/A

**Kane County Expenditure Report - Detail**  
**Through November 30, 2019 (100.0% YTD, 100.0% Payroll) - DRAFT**

	Current Month	Total Amended	Total Amended	YTD Actual	YTD	Total % Used
	Transactions	Budget	Budget excluding	Transactions	Encumbrances	
			Net Income			
<b>253 County Sheriff DEF Local</b>	\$ -	\$ 50,000	\$ 50,000	\$ 43,223	\$ -	86.45%
Contractual Services	\$ -	\$ 50,000	\$ 50,000	\$ 22,212	\$ -	44.42%
Commodities	\$ -	\$ -	\$ -	\$ 21,011	\$ -	N/A
<b>254 FATS</b>	\$ -	\$ 1,200	\$ 1,200	\$ 2,113	\$ -	176.09%
Contractual Services	\$ -	\$ 1,200	\$ 1,200	\$ -	\$ -	0.00%
Commodities	\$ -	\$ -	\$ -	\$ 2,113	\$ -	N/A
<b>255 K-9 Unit</b>	\$ -	\$ 3,000	\$ 3,000	\$ 14,220	\$ -	473.99%
Contractual Services	\$ -	\$ 3,000	\$ 3,000	\$ 6,833	\$ -	227.76%
Commodities	\$ -	\$ -	\$ -	\$ 7,387	\$ -	N/A
<b>256 Vehicle Maintenance/Purchase</b>	\$ -	\$ 8,000	\$ 8,000	\$ 50,734	\$ -	634.17%
Contractual Services	\$ -	\$ -	\$ -	\$ 500	\$ -	N/A
Commodities	\$ -	\$ 8,000	\$ 8,000	\$ 6,234	\$ -	77.92%
Transfers Out	\$ -	\$ -	\$ -	\$ 44,000	\$ -	N/A
<b>257 Sheriff DUI Fund</b>	\$ -	\$ 5,000	\$ 5,000	\$ 50,162	\$ -	1,003.24%
Contractual Services	\$ -	\$ 5,000	\$ 5,000	\$ -	\$ -	0.00%
Capital	\$ -	\$ -	\$ -	\$ 50,162	\$ -	#DIV/0!
						N/A
<b>258 Sheriffs Office Money Laundering</b>	\$ -	\$ -	\$ -	\$ 43,623	\$ -	N/A
Contractual Services	\$ -	\$ -	\$ -	\$ 17,609	\$ -	N/A
Commodities	\$ -	\$ -	\$ -	\$ 26,014	\$ -	N/A
<b>259 Transportation Safety Highway HB</b>	\$ -	\$ 5,000	\$ 5,000	\$ -	\$ -	0.00%
Personnel Services- Salaries & Wages	\$ -	\$ 5,000	\$ 5,000	\$ -	\$ -	0.00%
<b>260 Court Security</b>	\$ -	\$ 2,783,667	\$ 2,783,667	\$ 2,558,952	\$ -	91.93%
Personnel Services- Salaries & Wages	\$ -	\$ 1,200,901	\$ 1,200,901	\$ 943,642	\$ -	78.58%
Personnel Services- Employee Benefits	\$ -	\$ 650,340	\$ 650,340	\$ 318,498	\$ -	48.97%
Contractual Services	\$ -	\$ 119,591	\$ 119,591	\$ 115,809	\$ -	96.84%
Commodities	\$ -	\$ 14,242	\$ 14,242	\$ 8,598	\$ -	60.37%
Transfers Out	\$ -	\$ 1,172,405	\$ 1,172,405	\$ 1,172,405	\$ -	100.00%
Services	\$ -	\$ (373,812)	\$ (373,812)	\$ -	\$ -	0.00%
<b>262 AJF Medical Cost</b>	\$ 25,307	\$ 25,425	\$ 25,425	\$ 25,307	\$ -	99.54%
Contractual Services	\$ 25,307	\$ 25,425	\$ 25,425	\$ 25,307	\$ -	99.54%
<b>263 Sheriff Civil Operations</b>	\$ -	\$ -	\$ -	\$ 108,642	\$ -	N/A
Contractual Services	\$ -	\$ -	\$ -	\$ 34,623	\$ -	N/A
Commodities	\$ -	\$ -	\$ -	\$ 74,019	\$ -	N/A
<b>420 Merit Commission</b>	\$ 8,467	\$ 99,307	\$ 99,307	\$ 87,479	\$ -	88.09%
<b>001 General Fund</b>	\$ 8,467	\$ 99,307	\$ 99,307	\$ 87,479	\$ -	88.09%
Personnel Services- Salaries & Wages	\$ 5,087	\$ 75,928	\$ 75,928	\$ 69,113	\$ -	91.02%
Personnel Services- Employee Benefits	\$ 527	\$ 6,329	\$ 6,329	\$ 6,336	\$ -	100.12%
Contractual Services	\$ 2,603	\$ 16,550	\$ 16,550	\$ 11,480	\$ -	69.37%
Commodities	\$ 250	\$ 500	\$ 500	\$ 550	\$ -	109.94%

**Kane County Expenditure Report - Detail**  
**Through November 30, 2019 (100.0% YTD, 100.0% Payroll) - DRAFT**

	Current Month	Total Amended	Total Amended	YTD Actual	YTD	Total % Used
	Transactions	Budget	Budget excluding	Transactions	Encumbrances	
			Net Income			
<b>425 Kane Comm</b>	<b>\$ 231,455</b>	<b>\$ 2,169,438</b>	<b>\$ 2,169,438</b>	<b>\$ 2,052,225</b>	<b>\$ -</b>	<b>94.60%</b>
<b>269 Kane Comm</b>	<b>\$ 231,455</b>	<b>\$ 2,169,438</b>	<b>\$ 2,169,438</b>	<b>\$ 2,052,225</b>	<b>\$ -</b>	<b>94.60%</b>
Personnel Services- Salaries & Wages	\$ 132,013	\$ 1,403,225	\$ 1,403,225	\$ 1,326,811	\$ -	94.55%
Personnel Services- Employee Benefits	\$ 38,894	\$ 489,668	\$ 489,668	\$ 419,870	\$ -	85.75%
Contractual Services	\$ 3,370	\$ 158,601	\$ 158,601	\$ 132,389	\$ -	83.47%
Commodities	\$ 57,178	\$ 7,400	\$ 7,400	\$ 62,610	\$ -	846.08%
Transfers Out	\$ -	\$ 110,544	\$ 110,544	\$ 110,544	\$ -	100.00%
<b>430 Court Services</b>	<b>\$ 1,218,025</b>	<b>\$ 15,020,869</b>	<b>\$ 15,020,869</b>	<b>\$ 13,195,778</b>	<b>\$ 0</b>	<b>87.85%</b>
<b>001 General Fund</b>	<b>\$ 1,026,312</b>	<b>\$ 12,221,273</b>	<b>\$ 12,221,273</b>	<b>\$ 11,481,588</b>	<b>\$ 0</b>	<b>93.95%</b>
Personnel Services- Salaries & Wages	\$ 766,717	\$ 9,304,550	\$ 9,304,550	\$ 8,735,688	\$ -	93.89%
Personnel Services- Employee Benefits	\$ 156,650	\$ 2,074,280	\$ 2,074,280	\$ 1,828,442	\$ -	88.15%
Contractual Services	\$ 53,233	\$ 1,249,769	\$ 1,249,769	\$ 618,403	\$ (0)	49.48%
Commodities	\$ 46,954	\$ 262,560	\$ 262,560	\$ 262,808	\$ 0	100.09%
Capital	\$ 2,758	\$ -	\$ -	\$ 36,247	\$ -	N/A
Services	\$ -	\$ (669,886)	\$ (669,886)	\$ -	\$ -	0.00%
<b>270 Probation Services</b>	<b>\$ 80,130</b>	<b>\$ 1,695,428</b>	<b>\$ 1,695,428</b>	<b>\$ 900,637</b>	<b>\$ -</b>	<b>53.12%</b>
Contractual Services	\$ 75,250	\$ 1,456,072	\$ 1,456,072	\$ 663,341	\$ -	45.56%
Commodities	\$ 4,880	\$ 14,750	\$ 14,750	\$ 12,691	\$ -	86.04%
Transfers Out	\$ -	\$ 224,606	\$ 224,606	\$ 224,606	\$ -	100.00%
<b>271 Substance Abuse Screening</b>	<b>\$ 4,058</b>	<b>\$ 80,000</b>	<b>\$ 80,000</b>	<b>\$ 23,940</b>	<b>\$ -</b>	<b>29.92%</b>
Contractual Services	\$ 4,058	\$ 75,000	\$ 75,000	\$ 23,602	\$ -	31.47%
Commodities	\$ -	\$ 5,000	\$ 5,000	\$ 338	\$ -	6.75%
<b>273 Drug Court Special Resources</b>	<b>\$ 83,526</b>	<b>\$ 976,468</b>	<b>\$ 976,468</b>	<b>\$ 765,182</b>	<b>\$ 0</b>	<b>78.36%</b>
Personnel Services- Salaries & Wages	\$ 34,533	\$ 393,231	\$ 393,231	\$ 356,527	\$ -	90.67%
Personnel Services- Employee Benefits	\$ 9,237	\$ 189,219	\$ 189,219	\$ 112,187	\$ -	59.29%
Contractual Services	\$ 30,493	\$ 375,318	\$ 375,318	\$ 272,622	\$ -	72.64%
Commodities	\$ 9,031	\$ 18,700	\$ 18,700	\$ 23,476	\$ 0	125.54%
Capital	\$ 232	\$ -	\$ -	\$ 370	\$ -	N/A
<b>276 Probation Victim Services</b>	<b>\$ 24,000</b>	<b>\$ 22,000</b>	<b>\$ 22,000</b>	<b>\$ 24,000</b>	<b>\$ -</b>	<b>109.09%</b>
Contractual Services	\$ 12,000	\$ 10,000	\$ 10,000	\$ 12,000	\$ -	120.00%
Transfers Out	\$ 12,000	\$ 12,000	\$ 12,000	\$ 12,000	\$ -	100.00%
<b>277 Victim Impact Panel</b>	<b>\$ -</b>	<b>\$ 25,000</b>	<b>\$ 25,000</b>	<b>\$ (300)</b>	<b>\$ -</b>	<b>(1.20%)</b>
Contractual Services	\$ -	\$ 25,000	\$ 25,000	\$ (300)	\$ -	(1.20%)
<b>278 Juvenile Justice Donation Fund</b>	<b>\$ -</b>	<b>\$ 700</b>	<b>\$ 700</b>	<b>\$ 732</b>	<b>\$ -</b>	<b>104.50%</b>
Commodities	\$ -	\$ 700	\$ 700	\$ 732	\$ -	104.50%

**Kane County Expenditure Report - Detail**  
**Through November 30, 2019 (100.0% YTD, 100.0% Payroll) - DRAFT**

	Current Month	Total Amended	Total Amended	YTD Actual	YTD	Total % Used
	Transactions	Budget	Budget excluding	Transactions	Encumbrances	
			Net Income			
<b>490 Coroner</b>	\$ 148,854	\$ 1,129,892	\$ 1,129,892	\$ 1,260,135	\$ -	111.53%
<b>001 General Fund</b>	\$ 129,467	\$ 985,635	\$ 985,635	\$ 1,178,755	\$ -	119.59%
Personnel Services- Salaries & Wages	\$ 49,652	\$ 621,872	\$ 621,872	\$ 628,314	\$ -	101.04%
Personnel Services- Employee Benefits	\$ 12,997	\$ 144,508	\$ 144,508	\$ 150,374	\$ -	104.06%
Contractual Services	\$ 64,887	\$ 338,030	\$ 338,030	\$ 392,694	\$ -	116.17%
Commodities	\$ 1,931	\$ 7,412	\$ 7,412	\$ 7,373	\$ -	99.48%
Services	\$ -	\$ (126,187)	\$ (126,187)	\$ -	\$ -	0.00%
<b>289 Coroner Administration</b>	\$ 19,388	\$ 144,257	\$ 144,257	\$ 81,379	\$ -	56.41%
Contractual Services	\$ 1,866	\$ 26,710	\$ 26,710	\$ 17,159	\$ -	64.24%
Commodities	\$ 17,522	\$ 74,500	\$ 74,500	\$ 56,174	\$ -	75.40%
Capital	\$ -	\$ 35,000	\$ 35,000	\$ -	\$ -	0.00%
Transfers Out	\$ -	\$ 8,047	\$ 8,047	\$ 8,047	\$ -	100.00%
<b>500 Animal Control</b>	\$ 112,039	\$ 878,960	\$ 878,960	\$ 775,477	\$ -	88.23%
<b>290 Animal Control</b>	\$ 112,039	\$ 878,960	\$ 878,960	\$ 775,477	\$ -	88.23%
Personnel Services- Salaries & Wages	\$ 30,448	\$ 435,776	\$ 435,776	\$ 414,709	\$ -	95.17%
Personnel Services- Employee Benefits	\$ 7,749	\$ 152,857	\$ 152,857	\$ 120,488	\$ -	78.82%
Contractual Services	\$ 18,085	\$ 156,079	\$ 156,079	\$ 98,050	\$ -	62.82%
Commodities	\$ 22,015	\$ 87,248	\$ 87,248	\$ 98,889	\$ 0	113.34%
Capital	\$ 33,741	\$ 47,000	\$ 47,000	\$ 43,341	\$ -	92.21%
<b>510 Emergency Management Services</b>	\$ (3,537)	\$ -	\$ -	\$ (3,537)	\$ (0)	N/A
<b>001 General Fund</b>	\$ (3,537)	\$ -	\$ -	\$ (3,537)	\$ (0)	N/A
Personnel Services- Salaries & Wages	\$ (3,537)	\$ -	\$ -	\$ (3,537)	\$ -	N/A
<b>520 Transportation</b>	\$ 13,654,197	\$ 110,850,470	\$ 102,932,217	\$ 60,031,710	\$ 0	58.32%
<b>300 County Highway</b>	\$ 661,426	\$ 9,034,028	\$ 9,034,028	\$ 6,037,932	\$ 0	66.84%
Personnel Services- Salaries & Wages	\$ 191,987	\$ 2,738,249	\$ 2,738,249	\$ 2,287,010	\$ -	83.52%
Personnel Services- Employee Benefits	\$ 61,944	\$ 1,029,900	\$ 1,029,900	\$ 752,816	\$ -	73.10%
Contractual Services	\$ 239,378	\$ 2,717,849	\$ 2,717,849	\$ 1,513,770	\$ -	55.70%
Commodities	\$ 138,385	\$ 770,900	\$ 770,900	\$ 540,470	\$ 0	70.11%
Capital	\$ 29,732	\$ 1,509,734	\$ 1,509,734	\$ 676,470	\$ (0)	44.81%
Transfers Out	\$ -	\$ 267,396	\$ 267,396	\$ 267,396	\$ -	100.00%
<b>301 County Bridge</b>	\$ 80,105	\$ 405,000	\$ 405,000	\$ 247,282	\$ 0	61.06%
Contractual Services	\$ 80,105	\$ 405,000	\$ 405,000	\$ 247,282	\$ 0	61.06%
<b>302 Motor Fuel Tax</b>	\$ 252,710	\$ 11,667,959	\$ 11,667,959	\$ 6,993,944	\$ -	59.94%
Personnel Services- Salaries & Wages	\$ 184,958	\$ 2,638,264	\$ 2,638,264	\$ 2,472,647	\$ -	93.72%
Personnel Services- Employee Benefits	\$ 67,752	\$ 1,056,824	\$ 1,056,824	\$ 892,047	\$ -	84.41%
Contractual Services	\$ -	\$ 1,130,743	\$ 1,130,743	\$ 106,243	\$ -	9%
Capital	\$ -	\$ 3,347,190	\$ 3,347,190	\$ 28,069	\$ -	0.84%
Transfers Out	\$ -	\$ 3,494,938	\$ 3,494,938	\$ 3,494,938	\$ -	100.00%
<b>303 County Highway Matching</b>	\$ -	\$ 67,270	\$ 67,270	\$ -	\$ -	0.00%
Commodities	\$ -	\$ 67,270	\$ 67,270	\$ -	\$ -	0.00%
<b>304 Motor Fuel Local Option</b>	\$ 2,761,858	\$ 17,129,688	\$ 17,129,688	\$ 10,011,012	\$ 0	58.44%
Commodities	\$ 299,459	\$ 1,834,008	\$ 1,834,008	\$ 1,763,685	\$ (0)	96.17%
Capital	\$ 1,512	\$ 2,825,000	\$ 2,825,000	\$ 8,722	\$ -	0.31%
Transfers Out	\$ -	\$ 55,500	\$ 55,500	\$ 55,501	\$ -	100.00%
<b>305 Transportation Sales Tax</b>	\$ 4,675,232	\$ 37,229,421	\$ 37,229,421	\$ 16,354,864	\$ (0)	43.93%
Contractual Services	\$ 2,214,722	\$ 9,789,717	\$ 9,789,717	\$ 6,823,205	\$ (0)	69.70%
Capital	\$ 2,460,510	\$ 27,439,704	\$ 27,439,704	\$ 9,531,658	\$ (0)	34.74%
<b>515 Longmeadow Bond Construction</b>	\$ 3,275,738	\$ 23,418,253	\$ 15,500,000	\$ 16,007,351	\$ 0	103.27%
Contingency and Other	\$ -	\$ 7,918,253	\$ -	\$ -	\$ -	N/A
Capital	\$ 3,275,738	\$ 15,500,000	\$ 15,500,000	\$ 16,007,351	\$ 0	103.27%
<b>540 Transportation Capital</b>	\$ 191,103	\$ 1,776,337	\$ 1,776,337	\$ 457,387	\$ (0)	25.75%
Contractual Services	\$ 191,103	\$ 1,102,444	\$ 1,102,444	\$ 457,387	\$ 0	41.49%
Capital	\$ -	\$ 673,893	\$ 673,893	\$ -	\$ -	0.00%
<b>550 Aurora Area Impact Fees</b>	\$ -	\$ 5,500	\$ 5,500	\$ -	\$ -	0.00%
Capital	\$ -	\$ 5,500	\$ 5,500	\$ -	\$ -	0.00%

**Kane County Expenditure Report - Detail**  
**Through November 30, 2019 (100.0% YTD, 100.0% Payroll) - DRAFT**

	Current Month	Total Amended	Total Amended	YTD Actual	YTD	Total % Used
	Transactions	Budget	Budget excluding	Transactions	Encumbrances	
			Net Income			
<b>551 Campton Hills Impact Fees</b>	<b>\$ 65,486</b>	<b>\$ 299,107</b>	<b>\$ 299,107</b>	<b>\$ 421,609</b>	<b>\$ (0)</b>	<b>140.96%</b>
Contractual Services	\$ 65,486	\$ 60,000	\$ 60,000	\$ 221,609	\$ -	369.35%
Capital	\$ -	\$ 239,107	\$ 239,107	\$ 200,000	\$ -	83.64%
<b>552 Greater Elgin Impact Fees</b>	<b>\$ 592</b>	<b>\$ 576,000</b>	<b>\$ 576,000</b>	<b>\$ 47,548</b>	<b>\$ 0</b>	<b>8.25%</b>
Contractual Services	\$ 592	\$ -	\$ -	\$ 24,886	\$ (0)	N/A
Capital	\$ -	\$ 576,000	\$ 576,000	\$ 22,663	\$ -	3.93%
<b>553 Northwest Impact Fees</b>	<b>\$ 5,506</b>	<b>\$ 200,000</b>	<b>\$ 200,000</b>	<b>\$ 5,506</b>	<b>\$ -</b>	<b>2.75%</b>
Capital	\$ 5,506	\$ 200,000	\$ 200,000	\$ 5,506	\$ -	2.75%
<b>554 Southwest Impact Fees</b>	<b>\$ 86,355</b>	<b>\$ 245,000</b>	<b>\$ 245,000</b>	<b>\$ 382,955</b>	<b>\$ (0)</b>	<b>156.31%</b>
Contractual Services	\$ 86,355	\$ 245,000	\$ 245,000	\$ 382,955	\$ (0)	156.31%
<b>555 Tri-Cities Impact Fees</b>	<b>\$ 461,286</b>	<b>\$ 959,442</b>	<b>\$ 959,442</b>	<b>\$ 659,561</b>	<b>\$ (0)</b>	<b>68.74%</b>
Contractual Services	\$ 49,075	\$ -	\$ -	\$ 49,075	\$ (0)	N/A
Capital	\$ 412,211	\$ 959,442	\$ 959,442	\$ 610,486	\$ 0	63.63%
<b>556 Upper Fox Impact Fees</b>	<b>\$ -</b>	<b>\$ 870,000</b>	<b>\$ 870,000</b>	<b>\$ -</b>	<b>\$ -</b>	<b>0.00%</b>
Capital	\$ -	\$ 870,000	\$ 870,000	\$ -	\$ -	0.00%
<b>557 West Central Impact Fees</b>	<b>\$ 34,000</b>	<b>\$ 70,000</b>	<b>\$ 70,000</b>	<b>\$ 34,000</b>	<b>\$ -</b>	<b>48.57%</b>
Capital	\$ 34,000	\$ 70,000	\$ 70,000	\$ 34,000	\$ -	48.57%
<b>558 North Impact Fees</b>	<b>\$ 465,165</b>	<b>\$ 2,370,000</b>	<b>\$ 2,370,000</b>	<b>\$ 1,309,648</b>	<b>\$ (0)</b>	<b>55.26%</b>
Contractual Services	\$ 420,165	\$ 1,500,000	\$ 1,500,000	\$ 1,264,648	\$ (0)	84.31%
Capital	\$ -	\$ 825,000	\$ 825,000	\$ -	\$ -	0.00%
Transfers Out	\$ 45,000	\$ 45,000	\$ 45,000	\$ 45,000	\$ -	100.00%
<b>559 Central Impact Fees</b>	<b>\$ 451,850</b>	<b>\$ 3,172,000</b>	<b>\$ 3,172,000</b>	<b>\$ 799,770</b>	<b>\$ (0)</b>	<b>25.21%</b>
Contractual Services	\$ 226,777	\$ 400,000	\$ 400,000	\$ 379,770	\$ (0)	94.94%
Capital	\$ 205,073	\$ 2,740,000	\$ 2,740,000	\$ 400,000	\$ -	14.60%
Transfers Out	\$ 20,000	\$ 32,000	\$ 32,000	\$ 20,000	\$ -	62.50%
<b>560 South Impact Fees</b>	<b>\$ 185,783</b>	<b>\$ 1,355,465</b>	<b>\$ 1,355,465</b>	<b>\$ 261,339</b>	<b>\$ (0)</b>	<b>19.28%</b>
Contractual Services	\$ 20,743	\$ 32,590	\$ 32,590	\$ 20,743	\$ (0)	63.65%
Capital	\$ 139,039	\$ 1,296,875	\$ 1,296,875	\$ 214,596	\$ -	16.55%
Transfers Out	\$ 26,000	\$ 26,000	\$ 26,000	\$ 26,000	\$ -	100.00%
<b>580 Health</b>	<b>\$ 545,508</b>	<b>\$ 6,544,827</b>	<b>\$ 6,544,827</b>	<b>\$ 5,260,431</b>	<b>\$ 0</b>	<b>80.38%</b>
<b>350 County Health</b>	<b>\$ 598,497</b>	<b>\$ 5,992,612</b>	<b>\$ 5,992,612</b>	<b>\$ 4,801,399</b>	<b>\$ 0</b>	<b>80.12%</b>
Personnel Services- Salaries & Wages	\$ 290,804	\$ 3,427,189	\$ 3,427,189	\$ 2,691,341	\$ -	78.53%
Personnel Services- Employee Benefits	\$ 92,680	\$ 1,350,413	\$ 1,350,413	\$ 910,458	\$ -	67.42%
Contractual Services	\$ 78,365	\$ 796,067	\$ 796,067	\$ 503,783	\$ (0)	63.28%
Commodities	\$ 136,647	\$ 418,943	\$ 418,943	\$ 695,817	\$ 0	166.09%
<b>351 Kane Kares</b>	<b>\$ (52,989)</b>	<b>\$ 552,215</b>	<b>\$ 552,215</b>	<b>\$ 459,032</b>	<b>\$ -</b>	<b>83.13%</b>
Personnel Services- Salaries & Wages	\$ (37,101)	\$ 320,147	\$ 320,147	\$ 279,965	\$ -	87.45%
Personnel Services- Employee Benefits	\$ (5,161)	\$ 142,644	\$ 142,644	\$ 118,833	\$ -	83.31%
Contractual Services	\$ (18,354)	\$ 72,049	\$ 72,049	\$ 48,084	\$ -	66.74%
Commodities	\$ 7,627	\$ 17,375	\$ 17,375	\$ 12,149	\$ (0)	69.92%

**Kane County Expenditure Report - Detail**  
**Through November 30, 2019 (100.0% YTD, 100.0% Payroll) - DRAFT**

	Current Month Transactions	Total Amended Budget	Total Amended Budget excluding Net Income	YTD Actual Transactions	YTD Encumbrances	Total % Used
<b>660 Veterans' Commission</b>	\$ 24,157	\$ 331,000	\$ 331,000	\$ 290,158	\$ -	87.66%
<b>380 Veterans' Commission</b>	\$ 24,157	\$ 331,000	\$ 331,000	\$ 290,158	\$ -	87.66%
Personnel Services- Salaries & Wages	\$ 15,325	\$ 190,206	\$ 190,206	\$ 189,452	\$ -	99.60%
Personnel Services- Employee Benefits	\$ 6,516	\$ 93,218	\$ 93,218	\$ 79,809	\$ -	85.62%
Contractual Services	\$ 52	\$ 43,365	\$ 43,365	\$ 17,858	\$ -	41.18%
Commodities	\$ 2,263	\$ 4,211	\$ 4,211	\$ 3,040	\$ -	72.19%
<b>670 Environmental Management</b>	\$ 384,405	\$ 9,240,914	\$ 9,240,914	\$ 2,507,643	\$ (0)	27.14%
<b>420 Stormwater Management</b>	\$ 2,269	\$ 232,518	\$ 232,518	\$ 80,351	\$ -	34.56%
Personnel Services- Salaries & Wages	\$ 636	\$ 26,478	\$ 26,478	\$ 8,689	\$ -	32.81%
Personnel Services- Employee Benefits	\$ 133	\$ 5,816	\$ 5,816	\$ 1,792	\$ -	30.81%
Contractual Services	\$ 1,500	\$ 199,024	\$ 199,024	\$ 69,643	\$ -	34.99%
Commodities	\$ -	\$ 1,200	\$ 1,200	\$ 227	\$ -	18.91%
<b>650 Enterprise Surcharge</b>	\$ 36,783	\$ 2,813,197	\$ 2,813,197	\$ 341,609	\$ (0)	12.14%
Personnel Services- Salaries & Wages	\$ 11,447	\$ 169,316	\$ 169,316	\$ 151,169	\$ -	89.28%
Personnel Services- Employee Benefits	\$ 3,425	\$ 48,421	\$ 48,421	\$ 44,699	\$ -	92.31%
Contractual Services	\$ 21,296	\$ 2,549,014	\$ 2,549,014	\$ 119,889	\$ 0	4.70%
Commodities	\$ 615	\$ 36,475	\$ 36,475	\$ 15,881	\$ -	43.54%
Transfers Out	\$ -	\$ 9,971	\$ 9,971	\$ 9,971	\$ -	100.00%
<b>651 Enterprise General</b>	\$ 345,353	\$ 6,195,199	\$ 6,195,199	\$ 2,085,683	\$ (0)	33.67%
Contractual Services	\$ 345,353	\$ 6,195,199	\$ 6,195,199	\$ 2,085,683	\$ (0)	33.67%
<b>690 Development</b>	\$ 1,017,854	\$ 7,588,964	\$ 7,567,732	\$ 5,197,726	\$ (0)	68.68%
<b>001 General Fund</b>	\$ 124,610	\$ 1,531,584	\$ 1,531,584	\$ 1,509,456	\$ 0	98.56%
Personnel Services- Salaries & Wages	\$ 92,270	\$ 1,174,464	\$ 1,174,464	\$ 1,167,913	\$ -	99.44%
Personnel Services- Employee Benefits	\$ 21,648	\$ 243,074	\$ 243,074	\$ 241,359	\$ -	99.29%
Contractual Services	\$ 7,192	\$ 61,497	\$ 61,497	\$ 82,851	\$ -	134.72%
Commodities	\$ 3,500	\$ 52,549	\$ 52,549	\$ 17,333	\$ -	32.98%
<b>400 Economic Development</b>	\$ 2,317	\$ 141,604	\$ 141,604	\$ 45,757	\$ -	32.31%
Personnel Services- Salaries & Wages	\$ 469	\$ 42,142	\$ 42,142	\$ 5,828	\$ -	13.83%
Personnel Services- Employee Benefits	\$ 263	\$ 12,295	\$ 12,295	\$ 3,211	\$ -	26.11%
Contractual Services	\$ 1,586	\$ 85,126	\$ 85,126	\$ 35,078	\$ -	41.21%
Commodities	\$ -	\$ 400	\$ 400	\$ -	\$ -	0.00%
Transfers Out	\$ -	\$ 1,641	\$ 1,641	\$ 1,641	\$ -	100.00%
<b>401 Community Dev Block Program</b>	\$ 563,520	\$ 1,972,391	\$ 1,972,391	\$ 1,608,970	\$ -	81.57%
Personnel Services- Salaries & Wages	\$ 12,549	\$ 152,874	\$ 152,874	\$ 129,675	\$ -	84.82%
Personnel Services- Employee Benefits	\$ 2,965	\$ 47,807	\$ 47,807	\$ 35,851	\$ -	74.99%
Contractual Services	\$ 547,980	\$ 1,732,589	\$ 1,732,589	\$ 1,420,918	\$ -	82.01%
Commodities	\$ 25	\$ 17,321	\$ 17,321	\$ 727	\$ -	4.20%
Transfers Out	\$ -	\$ 21,800	\$ 21,800	\$ 21,800	\$ -	100.00%
<b>402 HOME Program</b>	\$ 35,812	\$ 1,307,369	\$ 1,307,369	\$ 470,679	\$ -	36.00%
Personnel Services- Salaries & Wages	\$ 4,851	\$ 63,664	\$ 63,664	\$ 53,477	\$ -	84.00%
Personnel Services- Employee Benefits	\$ 955	\$ 14,385	\$ 14,385	\$ 11,234	\$ -	78.10%
Contractual Services	\$ 30,000	\$ 1,224,115	\$ 1,224,115	\$ 405,873	\$ -	33.16%
Commodities	\$ 6	\$ 5,205	\$ 5,205	\$ 95	\$ -	1.82%
<b>403 Unincorporated Stormwater Mgmt</b>	\$ -	\$ 1,206	\$ -	\$ 8,500	\$ -	N/A
Contractual Services	\$ -	\$ -	\$ -	\$ 8,500	\$ -	N/A
Contingency and Other	\$ -	\$ 1,206	\$ -	\$ -	\$ -	N/A
<b>404 Homeless Management Info Systems</b>	\$ 15,923	\$ 162,230	\$ 162,230	\$ 137,243	\$ -	84.60%
Personnel Services- Salaries & Wages	\$ 3,968	\$ 38,700	\$ 38,700	\$ 50,096	\$ -	129.45%
Personnel Services- Employee Benefits	\$ 1,269	\$ 17,988	\$ 17,988	\$ 15,635	\$ -	86.92%
Contractual Services	\$ 10,686	\$ 88,648	\$ 88,648	\$ 54,827	\$ -	61.85%
Commodities	\$ -	\$ 16,894	\$ 16,894	\$ 16,685	\$ -	98.76%
<b>405 Cost Share Drainage</b>	\$ 95,961	\$ 224,000	\$ 224,000	\$ 211,191	\$ (0)	94.28%
Contractual Services	\$ 32,777	\$ 125,000	\$ 125,000	\$ 92,520	\$ (0)	74.02%
Capital	\$ 63,185	\$ 99,000	\$ 99,000	\$ 118,671	\$ -	119.87%

**Kane County Expenditure Report - Detail**  
**Through November 30, 2019 (100.0% YTD, 100.0% Payroll) - DRAFT**

	Current Month	Total Amended	Total Amended	YTD Actual	YTD	Total % Used
	Transactions	Budget	Budget excluding	Transactions	Encumbrances	
			Net Income			
<b>406 OCR &amp; Recovery Act Programs</b>	\$ 1,561	\$ 256,459	\$ 256,459	\$ 27,658	\$ -	10.78%
Personnel Services- Salaries & Wages	\$ 1,319	\$ 10,870	\$ 10,870	\$ 22,743	\$ -	209.22%
Personnel Services- Employee Benefits	\$ 242	\$ 3,319	\$ 3,319	\$ 4,332	\$ -	130.52%
Contractual Services	\$ -	\$ 241,503	\$ 241,503	\$ 583	\$ -	0.24%
Commodities	\$ -	\$ 767	\$ 767	\$ -	\$ -	0.00%
<b>407 Quality of Kane Grants</b>	\$ -	\$ 30,110	\$ 30,110	\$ -	\$ -	0.00%
Contractual Services	\$ -	\$ 30,110	\$ 30,110	\$ -	\$ -	0.00%
<b>408 Neighborhood Stabilization Progr</b>	\$ -	\$ 20,000	\$ -	\$ -	\$ -	N/A
Contingency and Other	\$ -	\$ 20,000	\$ -	\$ -	\$ -	N/A
<b>409 Continuum of Care Planning Grant</b>	\$ 4,046	\$ 71,567	\$ 71,567	\$ 73,307	\$ -	102.43%
Personnel Services- Salaries & Wages	\$ 3,160	\$ 28,436	\$ 28,436	\$ 35,162	\$ -	123.65%
Personnel Services- Employee Benefits	\$ 867	\$ 10,645	\$ 10,645	\$ 9,834	\$ -	92.38%
Contractual Services	\$ 19	\$ 30,258	\$ 30,258	\$ 28,278	\$ -	93.45%
Commodities	\$ -	\$ 2,228	\$ 2,228	\$ 33	\$ -	1.49%
<b>410 Elgin CDBG</b>	\$ 86,750	\$ 474,605	\$ 474,605	\$ 293,856	\$ -	61.92%
Personnel Services- Salaries & Wages	\$ 7,014	\$ 82,343	\$ 82,343	\$ 81,844	\$ -	99.39%
Personnel Services- Employee Benefits	\$ 2,526	\$ 25,366	\$ 25,366	\$ 23,114	\$ -	91.12%
Contractual Services	\$ 77,197	\$ 360,457	\$ 360,457	\$ 188,736	\$ -	52.36%
Commodities	\$ 12	\$ 6,439	\$ 6,439	\$ 162	\$ -	2.51%
<b>425 Blighted Structure Demolition</b>	\$ -	\$ 120,000	\$ 120,000	\$ 4,670	\$ -	3.89%
Contractual Services	\$ -	\$ 120,000	\$ 120,000	\$ 4,670	\$ -	3.89%
<b>435 Growing for Kane</b>	\$ 10,716	\$ 70,888	\$ 70,888	\$ 65,073	\$ -	91.80%
Contractual Services	\$ 10,716	\$ 67,913	\$ 67,913	\$ 63,065	\$ -	92.86%
Commodities	\$ -	\$ 2,975	\$ 2,975	\$ 2,008	\$ -	67.49%
<b>520 Mill Creek Special Service Area</b>	\$ 76,637	\$ 1,171,235	\$ 1,171,235	\$ 740,625	\$ -	63.23%
Personnel Services- Salaries & Wages	\$ 4,181	\$ 52,162	\$ 52,162	\$ 52,162	\$ -	100.00%
Personnel Services- Employee Benefits	\$ 698	\$ 9,179	\$ 9,179	\$ 9,156	\$ -	99.75%
Contractual Services	\$ 67,905	\$ 1,092,494	\$ 1,092,494	\$ 659,097	\$ (0)	60.33%
Commodities	\$ 3,853	\$ 15,000	\$ 15,000	\$ 17,810	\$ 0	118.73%
Transfers Out	\$ -	\$ 2,400	\$ 2,400	\$ 2,400	\$ -	100.00%
<b>521 Bowes Creek Special Service Area</b>	\$ -	\$ 22	\$ 488	\$ -	\$ -	0.00%
Contingency and Other	\$ -	\$ 22	\$ 488	\$ -	\$ -	0.00%
<b>5300 Sunvale SBA SW 37</b>	\$ -	\$ 488	\$ 1,950	\$ -	\$ -	0.00%
Transfers Out	\$ -	\$ 488	\$ 200	\$ -	\$ -	0.00%
			\$ 1,750			
<b>5301 Middle Creek SBA SW38</b>	\$ -	\$ 1,950	\$ -	\$ -	\$ -	N/A
Contractual Services	\$ -	\$ 200	\$ 2,349	\$ -	\$ -	0.00%
Transfers Out	\$ -	\$ 1,750	\$ 2,349	\$ -	\$ -	0.00%
<b>5302 Shirewood Farm SSA SW39</b>	\$ -	\$ 2,349	\$ 2,540	\$ -	\$ -	0.00%
Transfers Out	\$ -	\$ 2,349	\$ 2,540	\$ -	\$ -	0.00%
<b>5303 Ogden Gardens SBA SW40</b>	\$ -	\$ 2,540	\$ -	\$ -	\$ -	N/A
Transfers Out	\$ -	\$ 2,540	\$ -	\$ -	\$ -	N/A
<b>5304 Wildwood West SBA SW41</b>	\$ -	\$ 9,752	\$ 9,752	\$ -	\$ -	0.00%
Contractual Services	\$ -	\$ 1,000	\$ 1,000	\$ -	\$ -	0.00%
Transfers Out	\$ -	\$ 8,752	\$ 8,752	\$ -	\$ -	0.00%
<b>5306 Cheval DeSelle Venetian SBA SW43</b>	\$ -	\$ 5,064	\$ 5,064	\$ -	\$ -	0.00%
Transfers Out	\$ -	\$ 5,064	\$ 5,064	\$ -	\$ -	0.00%
<b>5308 Plank Road Estates SBA SW45</b>	\$ -	\$ 3,350	\$ 3,346	\$ -	\$ -	0.00%
Contingency and Other	\$ -	\$ 4	\$ -	\$ -	\$ -	N/A
Transfers Out	\$ -	\$ 3,346	\$ 3,346	\$ -	\$ -	0.00%
<b>5310 Exposition View SBA SW47</b>	\$ -	\$ 4,105	\$ 4,105	\$ 741	\$ -	18.05%
Contractual Services	\$ -	\$ 426	\$ 426	\$ 741	\$ -	173.94%
Transfers Out	\$ -	\$ 3,679	\$ 3,679	\$ -	\$ -	0.00%

**Kane County Expenditure Report - Detail**  
**Through November 30, 2019 (100.0% YTD, 100.0% Payroll) - DRAFT**

	Current Month Transactions	Total Amended Budget	Total Amended Budget excluding Net Income	YTD Actual Transactions	YTD Encumbrances	Total % Used
<b>5311 Pasadena Drive SBA SW48</b>	\$ -	\$ 2,881	\$ 2,881	\$ -	\$ -	0.00%
Contractual Services	\$ -	\$ 450	\$ 450	\$ -	\$ -	0.00%
Transfers Out	\$ -	\$ 2,431	\$ 2,431	\$ -	\$ -	0.00%
<b>5312 Tamara Dittman SBA SW 50</b>	\$ -	\$ 1,215	\$ 1,215	\$ -	\$ -	0.00%
Transfers Out	\$ -	\$ 1,215	\$ 1,215	\$ -	\$ -	0.00%
<b>760 Debt Service</b>	\$ -	\$ 12,161,576	\$ 8,322,197	\$ 7,999,407	\$ -	96.12%
<b>601 Public Building Commission</b>	\$ -	\$ 38,340	\$ -	\$ -	\$ -	N/A
Contingency and Other	\$ -	\$ 38,340	\$ -	\$ -	\$ -	N/A
<b>620 Motor Fuel Tax Debt Service</b>	\$ -	\$ 3,556,624	\$ 3,556,624	\$ 3,413,556	\$ -	95.98%
Debt Service	\$ -	\$ 3,556,624	\$ 3,556,624	\$ 3,413,556	\$ -	95.98%
<b>622 Recovery Zone Bond Debt Service</b>	\$ -	\$ 873,265	\$ 866,699	\$ 866,749	\$ -	100.01%
Contractual Services	\$ -	\$ 500	\$ 500	\$ 550	\$ -	110.00%
Contingency and Other	\$ -	\$ 6,566	\$ -	\$ -	\$ -	N/A
Debt Service	\$ -	\$ 866,199	\$ 866,199	\$ 866,199	\$ -	100.00%
<b>623 JJC/AJC Refunding Debt Service</b>	\$ -	\$ 2,837,196	\$ 2,837,196	\$ 2,658,425	\$ -	93.70%
Contractual Services	\$ -	\$ 500	\$ 500	\$ 450	\$ -	90.00%
Debt Service	\$ -	\$ 2,836,696	\$ 2,836,696	\$ 2,657,975	\$ -	93.70%
<b>624 Longmeadow Debt Service</b>	\$ -	\$ 415,053	\$ 415,053	\$ 414,052	\$ -	99.76%
Debt Service	\$ -	\$ 415,053	\$ 415,053	\$ 414,052	\$ -	99.76%
<b>625 Longmeadow Debt Srv - Cap Int</b>	\$ -	\$ 4,441,098	\$ 646,625	\$ 646,625	\$ -	100.00%
Contingency and Other	\$ -	\$ 3,794,473	\$ -	\$ -	\$ -	N/A
Debt Service	\$ -	\$ 646,625	\$ 646,625	\$ 646,625	\$ -	100.00%
<b>800 Other- Countywide Expenses</b>	\$ 5,194,009	\$ 48,791,177	\$ 47,851,472	\$ 41,260,856	\$ (0)	86.23%
<b>001 General Fund</b>	\$ 39,547	\$ 8,118,136	\$ 8,118,136	\$ 7,250,776	\$ (0)	89.32%
Personnel Services- Employee Benefits	\$ -	\$ 40,000	\$ 40,000	\$ -	\$ -	0.00%
Contractual Services	\$ 96,658	\$ 1,142,073	\$ 1,142,073	\$ 968,820	\$ 0	84.83%
Commodities	\$ (57,111)	\$ 1,213,000	\$ 1,213,000	\$ 1,058,813	\$ (0)	87.29%
Capital	\$ -	\$ -	\$ -	\$ 80	\$ -	N/A
Transfers Out	\$ -	\$ 5,723,063	\$ 5,723,063	\$ 5,223,063	\$ -	91.26%
<b>100 County Automation</b>	\$ -	\$ 12,330	\$ 12,330	\$ -	\$ -	0.00%
Contractual Services	\$ -	\$ 9,330	\$ 9,330	\$ -	\$ -	0.00%
Capital	\$ -	\$ 3,000	\$ 3,000	\$ -	\$ -	0.00%
<b>110 Illinois Municipal Retirement</b>	\$ 518,460	\$ 6,109,559	\$ 6,109,559	\$ 5,699,864	\$ -	93.29%
Personnel Services- Employee Benefits	\$ 518,460	\$ 6,109,559	\$ 6,109,559	\$ 5,699,864	\$ -	93.29%
<b>111 FICA/Social Security</b>	\$ 377,016	\$ 4,064,033	\$ 4,064,033	\$ 3,865,180	\$ -	95.11%
Personnel Services- Employee Benefits	\$ 377,016	\$ 4,064,033	\$ 4,064,033	\$ 3,865,180	\$ -	95.11%
<b>112 Special Reserve</b>	\$ -	\$ 302,526	\$ -	\$ -	\$ -	N/A
Contingency and Other	\$ -	\$ 302,526	\$ -	\$ -	\$ -	N/A
<b>113 Emergency Reserve</b>	\$ -	\$ 90,000	\$ -	\$ -	\$ -	N/A
Contingency and Other	\$ -	\$ 90,000	\$ -	\$ -	\$ -	N/A
<b>114 Property Tax Freeze Protection</b>	\$ -	\$ 2,416,741	\$ 2,394,421	\$ 2,394,421	\$ -	100.00%
Contingency and Other	\$ -	\$ 22,320	\$ -	\$ -	\$ -	N/A
Transfers Out	\$ -	\$ 2,394,421	\$ 2,394,421	\$ 2,394,421	\$ -	100.00%
<b>125 Public Safety Sales Tax</b>	\$ 74,345	\$ 3,499,993	\$ 3,054,139	\$ 1,830,160	\$ (0)	59.92%
Contractual Services	\$ 16,489	\$ 1,057,464	\$ 1,057,464	\$ 745,529	\$ -	70.50%
Contingency and Other	\$ -	\$ 445,854	\$ -	\$ -	\$ -	N/A
Capital	\$ 57,856	\$ 1,496,675	\$ 1,496,675	\$ 584,631	\$ (0)	39.06%
Transfers Out	\$ -	\$ 500,000	\$ 500,000	\$ 500,000	\$ -	100.00%



**Kane County Expenditure Report - Detail**  
**Through November 30, 2019 (100.0% YTD, 100.0% Payroll) - DRAFT**

	Current Month	Total Amended	Total Amended	YTD Actual	YTD	Total % Used
	Transactions	Budget	Budget excluding	Transactions	Encumbrances	
			Net Income			
<b>127 Judicial Technology Sales Tax</b>	\$ 13,238	\$ 1,100,329	\$ 1,021,324	\$ 886,388	\$ -	86.79%
Personnel Services- Salaries & Wages	\$ 6,602	\$ 192,088	\$ 192,088	\$ 191,952	\$ -	99.93%
Personnel Services- Employee Benefits	\$ 3,494	\$ 68,207	\$ 68,207	\$ 61,158	\$ -	89.66%
Contractual Services	\$ 3,142	\$ 749,839	\$ 749,839	\$ 622,089	\$ -	82.96%
Contingency and Other	\$ -	\$ 79,005	\$ -	\$ -	\$ -	N/A
Transfers Out	\$ -	\$ 11,190	\$ 11,190	\$ 11,190	\$ -	100.00%
<b>500 Capital Projects</b>	\$ 1,105,656	\$ 3,310,804	\$ 3,310,804	\$ 2,490,684	\$ 0	75.23%
Contractual Services	\$ 53,530	\$ 350,000	\$ 350,000	\$ 228,301	\$ -	65.23%
Capital	\$ 1,052,126	\$ 2,960,804	\$ 2,960,804	\$ 2,262,383	\$ -	76.41%
<b>652 Health Insurance Fund</b>	\$ 3,065,747	\$ 19,766,726	\$ 19,766,726	\$ 16,843,383	\$ -	85.21%
Personnel Services- Employee Benefits	\$ 379	\$ 6,955	\$ 6,955	\$ 4,667	\$ -	67.10%
Contractual Services	\$ 3,065,368	\$ 19,759,771	\$ 19,759,771	\$ 16,838,717	\$ -	85.22%
<b>900 Contingency</b>	\$ -	\$ 655,032	\$ 597,792	\$ -	\$ -	0.00%
<b>001 General Fund</b>	\$ -	\$ 597,792	\$ 597,792	\$ -	\$ -	0.00%
Contingency and Other	\$ -	\$ 597,792	\$ 597,792	\$ -	\$ -	0.00%
<b>660 Working Cash</b>	\$ -	\$ 57,240	\$ -	\$ -	\$ -	N/A
Contingency and Other	\$ -	\$ 57,240	\$ -	\$ -	\$ -	N/A
<b>Grand Total</b>	\$ 31,405,911	\$ 305,028,277	\$ 291,592,185	\$ 223,468,811	\$ 0	76.64%

**Kane County Revenue Report - Summary  
Through December 31, 2019 (8.3% YTD)**

	Current Month Transactions	Total Amended Budget	Total Amended Budget excluding Cash on Hand	YTD Actual Transactions	Total % Received
<b>000 General Government Revenue</b>	<b>\$ 2,998,004</b>	<b>\$ 70,657,412</b>	<b>\$ 69,974,421</b>	<b>\$ 2,998,004</b>	<b>4.28%</b>
001 General Fund	\$ 2,887,682	\$ 65,596,595	\$ 65,596,595	\$ 2,887,682	4.40%
010 Insurance Liability	\$ 110,322	\$ 5,060,817	\$ 4,377,826	\$ 110,322	2.52%
<b>010 County Board</b>	<b>\$ 350,000</b>	<b>\$ 4,805,560</b>	<b>\$ 4,386,891</b>	<b>\$ 350,000</b>	<b>7.98%</b>
001 General Fund	\$ 50,000	\$ 146,950	\$ 146,950	\$ 50,000	34.03%
120 Grand Victoria Casino Elgin	\$ -	\$ 3,341,889	\$ 3,341,889	\$ -	0.00%
430 Farmland Preservation	\$ 300,000	\$ 1,316,721	\$ 898,052	\$ 300,000	33.41%
<b>060 Information Technologies</b>	<b>\$ 881,176</b>	<b>\$ 3,287,498</b>	<b>\$ 2,382,669</b>	<b>\$ 881,176</b>	<b>36.98%</b>
001 General Fund	\$ 478,949	\$ 1,113,669	\$ 1,113,669	\$ 478,949	43.01%
101 Geographic Information Systems	\$ 104,727	\$ 1,868,329	\$ 963,500	\$ 104,727	10.87%
385 IL Counties Information Mgmt	\$ -	\$ 8,000	\$ 8,000	\$ -	0.00%
390 Web Technical Services	\$ 297,500	\$ 297,500	\$ 297,500	\$ 297,500	100.00%
<b>080 Building Management</b>	<b>\$ 2,544</b>	<b>\$ 51,847</b>	<b>\$ 51,847</b>	<b>\$ 2,544</b>	<b>4.91%</b>
001 General Fund	\$ 2,544	\$ 51,847	\$ 51,847	\$ 2,544	4.91%
<b>120 Human Resource Management</b>	<b>\$ -</b>	<b>\$ 984</b>	<b>\$ 984</b>	<b>\$ -</b>	<b>0.00%</b>
246 Employee Events Fund	\$ -	\$ 984	\$ 984	\$ -	0.00%
<b>150 Treasurer/Collector</b>	<b>\$ -</b>	<b>\$ 1,690,195</b>	<b>\$ 1,619,000</b>	<b>\$ -</b>	<b>0.00%</b>
001 General Fund	\$ -	\$ 1,521,000	\$ 1,521,000	\$ -	0.00%
150 Tax Sale Automation	\$ -	\$ 148,195	\$ 77,000	\$ -	0.00%
268 Sale & Error	\$ -	\$ 21,000	\$ 21,000	\$ -	0.00%
<b>170 Supervisor of Assessments</b>	<b>\$ 1,612</b>	<b>\$ 88,967</b>	<b>\$ 88,967</b>	<b>\$ 1,612</b>	<b>1.81%</b>
001 General Fund	\$ 1,612	\$ 88,967	\$ 88,967	\$ 1,612	1.81%
<b>190 County Clerk</b>	<b>\$ 97,974</b>	<b>\$ 1,903,032</b>	<b>\$ 1,801,396</b>	<b>\$ 97,974</b>	<b>5.44%</b>
001 General Fund	\$ 83,677	\$ 1,201,150	\$ 1,201,150	\$ 83,677	6.97%
160 Vital Records Automation	\$ 14,297	\$ 276,536	\$ 174,900	\$ 14,297	8.17%
161 Election Equipment Fund	\$ -	\$ 425,346	\$ 425,346	\$ -	0.00%
<b>210 Recorder</b>	<b>\$ 390,938</b>	<b>\$ 3,779,146</b>	<b>\$ 3,331,585</b>	<b>\$ 390,938</b>	<b>11.73%</b>
001 General Fund	\$ 327,344	\$ 2,765,085	\$ 2,765,085	\$ 327,344	11.84%
170 Recorder's Automation	\$ 63,594	\$ 1,014,061	\$ 566,500	\$ 63,594	11.23%
<b>240 Judiciary and Courts</b>	<b>\$ 75,030</b>	<b>\$ 441,130</b>	<b>\$ 441,130</b>	<b>\$ 75,030</b>	<b>17.01%</b>
001 General Fund	\$ 17,822	\$ 219,150	\$ 219,150	\$ 17,822	8.13%
195 Children's Waiting Room	\$ 49,212	\$ 137,000	\$ 137,000	\$ 49,212	35.92%
196 D.U.I.	\$ 1,846	\$ 12,350	\$ 12,350	\$ 1,846	14.94%
197 Foreclosure Mediation Fund	\$ 6,150	\$ 58,000	\$ 58,000	\$ 6,150	10.60%
492 Marriage Fees	\$ -	\$ 14,630	\$ 14,630	\$ -	0.00%

**Kane County Revenue Report - Summary  
Through December 31, 2019 (8.3% YTD)**

	Current Month Transactions	Total Amended Budget	Total Amended Budget excluding Cash on Hand	YTD Actual Transactions	Total % Received
<b>250 Circuit Clerk</b>	<b>\$ 715,607</b>	<b>\$ 9,848,271</b>	<b>\$ 9,194,528</b>	<b>\$ 715,607</b>	<b>7.78%</b>
001 General Fund	\$ 464,484	\$ 6,110,500	\$ 6,110,500	\$ 464,484	7.60%
200 Court Automation	\$ 94,581	\$ 1,350,282	\$ 1,200,000	\$ 94,581	7.88%
201 Court Document Storage	\$ 89,164	\$ 1,302,076	\$ 1,198,000	\$ 89,164	7.44%
202 Child Support	\$ 7,280	\$ 171,816	\$ 116,028	\$ 7,280	6.27%
203 Circuit Clerk Admin Services	\$ 37,250	\$ 386,097	\$ 192,500	\$ 37,250	19.35%
204 Circuit Clk Electronic Citation	\$ 20,140	\$ 377,000	\$ 377,000	\$ 20,140	5.34%
205 Circuit Ct Clerk Op and Admin	\$ 2,708	\$ 150,500	\$ 500	\$ 2,708	541.68%
<b>300 State's Attorney</b>	<b>\$ 1,182,436</b>	<b>\$ 4,532,934</b>	<b>\$ 3,756,830</b>	<b>\$ 1,182,436</b>	<b>31.47%</b>
001 General Fund	\$ 92,408	\$ 1,138,703	\$ 1,138,703	\$ 92,408	8.12%
220 Title IV-D	\$ 76,969	\$ 672,498	\$ 610,000	\$ 76,969	12.62%
221 Drug Prosecution	\$ 14,893	\$ 273,701	\$ 155,688	\$ 14,893	9.57%
222 Victim Coordinator Services	\$ 131,351	\$ 216,417	\$ 158,851	\$ 131,351	82.69%
223 Domestic Violence	\$ 330,014	\$ 482,157	\$ 330,014	\$ 330,014	100.00%
225 Auto Theft Task Force	\$ -	\$ 339	\$ 339	\$ -	0.00%
230 Child Advocacy Center	\$ 522,575	\$ 1,198,551	\$ 998,645	\$ 522,575	52.33%
231 Equitable Sharing Program	\$ -	\$ 55,000	\$ 55,000	\$ -	0.00%
232 State's Atty Records Automation	\$ 2,151	\$ 97,558	\$ 1,580	\$ 2,151	136.13%
233 Bad Check Restitution	\$ -	\$ 25,000	\$ 25,000	\$ -	0.00%
234 Drug Asset Forfeiture	\$ 728	\$ 85,000	\$ 85,000	\$ 728	0.86%
235 State's Attorney Employee Events	\$ -	\$ 10	\$ 10	\$ -	0.00%
236 Child Advocacy Advisory Board	\$ -	\$ 26,000	\$ 26,000	\$ -	0.00%
237 Money Laundering - State's Atty	\$ -	\$ 175,000	\$ 85,000	\$ -	0.00%
490 Kane County Law Enforcement	\$ 11,346	\$ 87,000	\$ 87,000	\$ 11,346	13.04%
<b>360 Public Defender</b>	<b>\$ 4,480</b>	<b>\$ 132,000</b>	<b>\$ 131,000</b>	<b>\$ 4,480</b>	<b>3.42%</b>
001 General Fund	\$ 4,124	\$ 131,000	\$ 131,000	\$ 4,124	3.15%
244 Public Defender Rec Automation	\$ 356	\$ 1,000	\$ -	\$ 356	N/A
<b>370 Law Library</b>	<b>\$ 23,351</b>	<b>\$ 315,546</b>	<b>\$ 315,546</b>	<b>\$ 23,351</b>	<b>7.40%</b>
250 Law Library	\$ 23,351	\$ 315,546	\$ 315,546	\$ 23,351	7.40%
<b>380 Sheriff</b>	<b>\$ 117,142</b>	<b>\$ 3,954,625</b>	<b>\$ 3,954,625</b>	<b>\$ 117,142</b>	<b>2.96%</b>
001 General Fund	\$ 114,543	\$ 3,613,000	\$ 3,613,000	\$ 114,543	3.17%
247 EMA Volunteer Fund	\$ 520	\$ 3,400	\$ 3,400	\$ 520	15.29%
248 KC Emergency Planning	\$ -	\$ 4,000	\$ 4,000	\$ -	0.00%
249 Bomb Squad SWAT	\$ -	\$ 2,100	\$ 2,100	\$ -	0.00%
251 Canteen Commission	\$ -	\$ 200,000	\$ 200,000	\$ -	0.00%
252 County Sheriff DEF Federal	\$ -	\$ 24,000	\$ 24,000	\$ -	0.00%
253 County Sheriff DEF Local	\$ -	\$ 50,000	\$ 50,000	\$ -	0.00%
254 FATS	\$ -	\$ 1,200	\$ 1,200	\$ -	0.00%
255 K-9 Unit	\$ -	\$ 3,000	\$ 3,000	\$ -	0.00%
256 Vehicle Maintenance/Purchase	\$ -	\$ 8,000	\$ 8,000	\$ -	0.00%
257 Sheriff DUI Fund	\$ -	\$ 5,000	\$ 5,000	\$ -	0.00%
258 Sheriffs Office Money Laundering	\$ -	\$ 5,000	\$ 5,000	\$ -	0.00%
259 Transportation Safety Highway HB	\$ -	\$ 5,000	\$ 5,000	\$ -	0.00%
262 AJF Medical Cost	\$ 2,079	\$ 25,425	\$ 25,425	\$ 2,079	8.18%
263 Sheriff Civil Operations	\$ -	\$ 5,500	\$ 5,500	\$ -	0.00%

**Kane County Revenue Report - Summary  
Through December 31, 2019 (8.3% YTD)**

	Current Month Transactions	Total Amended Budget	Total Amended Budget excluding Cash on Hand	YTD Actual Transactions	Total % Received
<b>425 Kane Comm</b>	<b>\$ 795,817</b>	<b>\$ 2,225,224</b>	<b>\$ 2,225,224</b>	<b>\$ 795,817</b>	<b>35.76%</b>
269 Kane Comm	\$ 795,817	\$ 2,225,224	\$ 2,225,224	\$ 795,817	35.76%
<b>430 Court Services</b>	<b>\$ 673,107</b>	<b>\$ 8,738,750</b>	<b>\$ 8,136,224</b>	<b>\$ 673,107</b>	<b>8.27%</b>
001 General Fund	\$ 302,443	\$ 6,424,874	\$ 6,424,874	\$ 302,443	4.71%
270 Probation Services	\$ 110,408	\$ 1,716,526	\$ 1,114,000	\$ 110,408	9.91%
271 Substance Abuse Screening	\$ 3,887	\$ 80,000	\$ 80,000	\$ 3,887	4.86%
273 Drug Court Special Resources	\$ 252,092	\$ 481,650	\$ 481,650	\$ 252,092	52.34%
275 Juvenile Drug Court	\$ 2,676	\$ -	\$ -	\$ 2,676	N/A
276 Probation Victim Services	\$ 1,353	\$ 10,000	\$ 10,000	\$ 1,353	13.53%
277 Victim Impact Panel	\$ -	\$ 25,000	\$ 25,000	\$ -	0.00%
278 Juvenile Justice Donation Fund	\$ 248	\$ 700	\$ 700	\$ 248	35.43%
<b>490 Coroner</b>	<b>\$ 11,025</b>	<b>\$ 139,010</b>	<b>\$ 115,972</b>	<b>\$ 11,025</b>	<b>9.51%</b>
289 Coroner Administration	\$ 11,025	\$ 139,010	\$ 115,972	\$ 11,025	9.51%
<b>500 Animal Control</b>	<b>\$ 59,912</b>	<b>\$ 871,700</b>	<b>\$ 871,700</b>	<b>\$ 59,912</b>	<b>6.87%</b>
290 Animal Control	\$ 59,912	\$ 871,700	\$ 871,700	\$ 59,912	6.87%
<b>520 Transportation</b>	<b>\$ 349,269</b>	<b>\$ 90,861,939</b>	<b>\$ 43,071,775</b>	<b>\$ 349,269</b>	<b>0.81%</b>
300 County Highway	\$ 45,474	\$ 8,671,663	\$ 5,797,659	\$ 45,474	0.78%
301 County Bridge	\$ -	\$ 410,000	\$ 330,695	\$ -	0.00%
302 Motor Fuel Tax	\$ 237,325	\$ 14,083,342	\$ 9,200,341	\$ 237,325	2.58%
303 County Highway Matching	\$ -	\$ 67,270	\$ 66,125	\$ -	0.00%
304 Motor Fuel Local Option	\$ -	\$ 17,308,176	\$ 10,055,000	\$ -	0.00%
305 Transportation Sales Tax	\$ -	\$ 29,402,949	\$ 15,175,180	\$ -	0.00%
515 Longmeadow Bond Construction	\$ -	\$ 11,040,000	\$ 337,775	\$ -	0.00%
540 Transportation Capital	\$ -	\$ 1,274,796	\$ 5,500	\$ -	0.00%
550 Aurora Area Impact Fees	\$ -	\$ 670,000	\$ 4,000	\$ -	0.00%
551 Campton Hills Impact Fees	\$ -	\$ 574,107	\$ 1,250	\$ -	0.00%
552 Greater Elgin Impact Fees	\$ -	\$ 533,194	\$ 1,000	\$ -	0.00%
553 Northwest Impact Fees	\$ -	\$ 190,000	\$ 2,000	\$ -	0.00%
554 Southwest Impact Fees	\$ -	\$ 2,000	\$ 6,500	\$ -	0.00%
555 Tri-Cities Impact Fees	\$ -	\$ 909,442	\$ 3,500	\$ -	0.00%
556 Upper Fox Impact Fees	\$ -	\$ 635,000	\$ 250	\$ -	0.00%
557 West Central Impact Fees	\$ -	\$ 65,000	\$ -	\$ -	N/A
558 North Impact Fees	\$ 20,943	\$ 925,000	\$ 925,000	\$ 20,943	2.26%
559 Central Impact Fees	\$ 15,029	\$ 3,047,500	\$ 575,000	\$ 15,029	2.61%
560 South Impact Fees	\$ 30,498	\$ 1,052,500	\$ 585,000	\$ 30,498	5.21%
<b>580 Health</b>	<b>\$ 819,382</b>	<b>\$ 6,651,848</b>	<b>\$ 5,977,470</b>	<b>\$ 819,382</b>	<b>13.71%</b>
350 County Health	\$ 631,237	\$ 6,093,231	\$ 5,418,853	\$ 631,237	11.65%
351 Kane Kares	\$ 188,145	\$ 558,617	\$ 558,617	\$ 188,145	33.68%
<b>660 Veterans' Commission</b>	<b>\$ 35</b>	<b>\$ 334,505</b>	<b>\$ 317,460</b>	<b>\$ 35</b>	<b>0.01%</b>
380 Veterans' Commission	\$ 35	\$ 334,505	\$ 317,460	\$ 35	0.01%
<b>670 Environmental Management</b>	<b>\$ 120,000</b>	<b>\$ 556,241</b>	<b>\$ 385,113</b>	<b>\$ 120,000</b>	<b>31.16%</b>
001 General Fund	\$ 2,125	\$ 84,500	\$ 84,500	\$ 2,125	2.51%
420 Stormwater Management	\$ -	\$ 112,392	\$ 15,480	\$ -	0.00%
650 Enterprise Surcharge	\$ 117,875	\$ 359,349	\$ 285,133	\$ 117,875	41.34%

**Kane County Revenue Report - Summary  
Through December 31, 2019 (8.3% YTD)**

	Current Month Transactions	Total Amended Budget	Total Amended Budget excluding Cash on Hand	YTD Actual Transactions	Total % Received
<b>690 Development</b>	<b>\$ 546,789</b>	<b>\$ 7,553,517</b>	<b>\$ 6,601,805</b>	<b>\$ 546,789</b>	<b>8.28%</b>
001 General Fund	\$ 45,966	\$ 1,842,950	\$ 1,842,950	\$ 45,966	2.49%
400 Economic Development	\$ 91,000	\$ 141,819	\$ 91,500	\$ 91,000	99.45%
401 Community Dev Block Program	\$ 153,180	\$ 1,913,505	\$ 1,913,505	\$ 153,180	8.01%
402 HOME Program	\$ 2,495	\$ 1,020,914	\$ 1,020,914	\$ 2,495	0.24%
404 Homeless Management Info Systems	\$ -	\$ 155,937	\$ 155,937	\$ -	0.00%
405 Cost Share Drainage	\$ 192,000	\$ 309,793	\$ 209,793	\$ 192,000	91.52%
406 OCR & Recovery Act Programs	\$ -	\$ 360,373	\$ 89,584	\$ -	0.00%
407 Quality of Kane Grants	\$ -	\$ 30,110	\$ 10,110	\$ -	0.00%
408 Neighborhood Stabilization Progr	\$ 7,035	\$ 20,000	\$ 9,497	\$ 7,035	74.08%
409 Continuum of Care Planning Grant	\$ -	\$ 75,852	\$ 75,852	\$ -	0.00%
410 Elgin CDBG	\$ 55,113	\$ 344,650	\$ 344,650	\$ 55,113	15.99%
425 Blighted Structure Demolition	\$ -	\$ 120,000	\$ 120,000	\$ -	0.00%
435 Growing for Kane	\$ -	\$ 28,746	\$ -	\$ -	N/A
520 Mill Creek Special Service Area	\$ -	\$ 1,155,075	\$ 683,840	\$ -	0.00%
5300 Sunvale SBA SW 37	\$ -	\$ 488	\$ 488	\$ -	0.00%
5301 Middle Creek SBA SW38	\$ -	\$ 1,950	\$ 1,950	\$ -	0.00%
5302 Shirewood Farm SSA SW39	\$ -	\$ 2,348	\$ 2,348	\$ -	0.00%
5303 Ogden Gardens SBA SW40	\$ -	\$ 2,540	\$ 2,540	\$ -	0.00%
5304 Wildwood West SBA SW41	\$ -	\$ 9,752	\$ 9,752	\$ -	0.00%
5306 Cheval DeSelle Venetian SBA SW43	\$ -	\$ 5,129	\$ 5,009	\$ -	0.00%
5308 Plank Road Estates SBA SW45	\$ -	\$ 3,386	\$ 3,386	\$ -	0.00%
5310 Exposition View SBA SW47	\$ -	\$ 4,105	\$ 4,105	\$ -	0.00%
5311 Pasadena Drive SBA SW48	\$ -	\$ 2,880	\$ 2,880	\$ -	0.00%
5312 Tamara Dittman SBA SW 50	\$ -	\$ 1,215	\$ 1,215	\$ -	0.00%
<b>760 Debt Service</b>	<b>\$ 7,062,821</b>	<b>\$ 9,519,627</b>	<b>\$ 7,947,228</b>	<b>\$ 7,062,821</b>	<b>88.87%</b>
601 Public Building Commission	\$ -	\$ 453,689	\$ 46,860	\$ -	0.00%
610 Capital Improvement Debt Service	\$ 453,689	\$ 460,619	\$ 460,619	\$ 453,689	98.50%
620 Motor Fuel Tax Debt Service	\$ 3,494,300	\$ 3,567,800	\$ 3,567,800	\$ 3,494,300	97.94%
622 Recovery Zone Bond Debt Service	\$ 242,621	\$ 880,749	\$ 880,749	\$ 242,621	27.55%
623 JJC/AJC Refunding Debt Service	\$ 2,877,100	\$ 2,938,000	\$ 2,938,000	\$ 2,877,100	97.93%
624 Longmeadow Debt Service	\$ (1)	\$ -	\$ -	\$ (1)	N/A
625 Longmeadow Debt Srv - Cap Int	\$ (4,888)	\$ 1,218,770	\$ 53,200	\$ (4,888)	(9.19%)
<b>800 Other- Countywide Expenses</b>	<b>\$ 1,822,015</b>	<b>\$ 50,689,487</b>	<b>\$ 45,002,202</b>	<b>\$ 1,822,015</b>	<b>4.05%</b>
100 County Automation	\$ 542	\$ 15,000	\$ 7,633	\$ 542	7.10%
110 Illinois Municipal Retirement	\$ -	\$ 7,312,974	\$ 7,177,974	\$ -	0.00%
111 FICA/Social Security	\$ -	\$ 4,328,277	\$ 4,265,277	\$ -	0.00%
112 Special Reserve	\$ -	\$ 315,000	\$ -	\$ -	N/A
113 Emergency Reserve	\$ -	\$ 113,300	\$ 113,300	\$ -	0.00%
114 Property Tax Freeze Protection	\$ -	\$ 2,062,000	\$ 1,650,380	\$ -	0.00%
125 Public Safety Sales Tax	\$ -	\$ 2,375,408	\$ 1,096,000	\$ -	0.00%
127 Judicial Technology Sales Tax	\$ -	\$ 1,096,000	\$ 1,303,000	\$ -	0.00%
500 Capital Projects	\$ 1,017,447	\$ 3,282,890	\$ -	\$ 1,017,447	N/A
501 Judicial Facility Construction	\$ 53,088	\$ 408,000	\$ 8,000	\$ 53,088	663.60%
510 Capital Improvement Bond Const	\$ -	\$ 10,105,950	\$ 10,105,950	\$ -	0.00%
652 Health Insurance Fund	\$ 750,938	\$ 19,274,688	\$ 19,274,688	\$ 750,938	3.90%
<b>900 Contingency</b>	<b>\$ -</b>	<b>\$ 72,600</b>	<b>\$ 72,600</b>	<b>\$ -</b>	<b>0.00%</b>
660 Working Cash	\$ -	\$ 72,600	\$ 72,600	\$ -	0.00%
<b>Grand Total</b>	<b>\$ 19,100,465</b>	<b>\$ 283,703,595</b>	<b>\$ 222,156,192</b>	<b>\$ 19,100,465</b>	<b>8.60%</b>

**Kane County Expenditure Report - Summary**  
**Through December 31, 2019 (8.3% YTD, 7.69% Payroll)**

	Current Month	Total Amended	Total Amended	YTD Actual	YTD	Total % Used
	Transactions	Budget	excluding Net	Transactions	Encumbrances	
			Income			
<b>010 County Board</b>	<b>\$ 2,440,917</b>	<b>\$ 5,984,433</b>	<b>\$ 5,913,536</b>	<b>\$ 2,440,917</b>	<b>\$ -</b>	<b>41.28%</b>
001 General Fund	\$ 96,925	\$ 1,325,823	\$ 1,325,823	\$ 96,925	\$ -	7.31%
120 Grand Victoria Casino Elgin	\$ 2,340,542	\$ 3,341,889	\$ 3,270,992	\$ 2,340,542	\$ -	71.55%
430 Farmland Preservation	\$ 3,450	\$ 1,316,721	\$ 1,316,721	\$ 3,450	\$ -	0.26%
<b>040 Finance</b>	<b>\$ 74,519</b>	<b>\$ 1,076,883</b>	<b>\$ 1,076,883</b>	<b>\$ 74,519</b>	<b>\$ -</b>	<b>6.92%</b>
001 General Fund	\$ 74,519	\$ 1,076,883	\$ 1,076,883	\$ 74,519	\$ -	6.92%
<b>060 Information Technologies</b>	<b>\$ 462,580</b>	<b>\$ 6,364,632</b>	<b>\$ 6,362,632</b>	<b>\$ 462,580</b>	<b>\$ 378,252</b>	<b>7.27%</b>
001 General Fund	\$ 238,766	\$ 4,190,803	\$ 4,188,803	\$ 238,766	\$ 28,710	5.70%
101 Geographic Information Systems	\$ 174,976	\$ 1,868,329	\$ 1,868,329	\$ 174,976	\$ 349,542	9.37%
385 IL Counties Information Mgmt	\$ -	\$ 8,000	\$ 8,000	\$ -	\$ -	0.00%
390 Web Technical Services	\$ 48,837	\$ 297,500	\$ 297,500	\$ 48,837	\$ -	16.42%
<b>080 Building Management</b>	<b>\$ 168,471</b>	<b>\$ 4,648,344</b>	<b>\$ 4,648,344</b>	<b>\$ 168,471</b>	<b>\$ 3,745</b>	<b>3.62%</b>
001 General Fund	\$ 168,471	\$ 4,648,344	\$ 4,648,344	\$ 168,471	\$ 3,745	3.62%
<b>120 Human Resource Management</b>	<b>\$ 2,100,683</b>	<b>\$ 3,758,235</b>	<b>\$ 3,758,235</b>	<b>\$ 2,100,683</b>	<b>\$ (210)</b>	<b>55.90%</b>
001 General Fund	\$ 20,963	\$ 298,687	\$ 298,687	\$ 20,963	\$ (210)	7.02%
010 Insurance Liability	\$ 2,079,720	\$ 3,458,564	\$ 3,458,564	\$ 2,079,720	\$ -	60.13%
246 Employee Events Fund	\$ -	\$ 984	\$ 984	\$ -	\$ -	0.00%
<b>140 County Auditor</b>	<b>\$ 21,017</b>	<b>\$ 296,321</b>	<b>\$ 296,321</b>	<b>\$ 21,017</b>	<b>\$ -</b>	<b>7.09%</b>
001 General Fund	\$ 21,017	\$ 296,321	\$ 296,321	\$ 21,017	\$ -	7.09%
<b>150 Treasurer/Collector</b>	<b>\$ 47,264</b>	<b>\$ 899,005</b>	<b>\$ 899,005</b>	<b>\$ 47,264</b>	<b>\$ 3,340</b>	<b>5.26%</b>
001 General Fund	\$ 47,090	\$ 729,810	\$ 729,810	\$ 47,090	\$ 3,340	6.45%
150 Tax Sale Automation	\$ 174	\$ 148,195	\$ 148,195	\$ 174	\$ -	0.12%
268 Sale & Error	\$ -	\$ 21,000	\$ 21,000	\$ -	\$ -	0.00%
<b>170 Supervisor of Assessments</b>	<b>\$ 85,792</b>	<b>\$ 1,232,683</b>	<b>\$ 1,232,683</b>	<b>\$ 85,792</b>	<b>\$ 5,640</b>	<b>6.96%</b>
001 General Fund	\$ 85,792	\$ 1,232,683	\$ 1,232,683	\$ 85,792	\$ 5,640	6.96%
<b>190 County Clerk</b>	<b>\$ 191,549</b>	<b>\$ 4,336,859</b>	<b>\$ 4,184,588</b>	<b>\$ 191,549</b>	<b>\$ 123</b>	<b>4.58%</b>
001 General Fund	\$ 184,468	\$ 3,634,977	\$ 3,634,977	\$ 184,468	\$ 123	5.07%
160 Vital Records Automation	\$ 7,081	\$ 276,536	\$ 124,265	\$ 7,081	\$ -	5.70%
161 Election Equipment Fund	\$ -	\$ 425,346	\$ 425,346	\$ -	\$ -	0.00%
<b>210 Recorder</b>	<b>\$ 390,330</b>	<b>\$ 1,823,700</b>	<b>\$ 1,823,700</b>	<b>\$ 390,330</b>	<b>\$ -</b>	<b>21.40%</b>
001 General Fund	\$ 53,333	\$ 809,639	\$ 809,639	\$ 53,333	\$ -	6.59%
170 Recorder's Automation	\$ 336,997	\$ 1,014,061	\$ 1,014,061	\$ 336,997	\$ -	33.23%
<b>230 Regional Office of Education</b>	<b>\$ 23,120</b>	<b>\$ 315,952</b>	<b>\$ 315,952</b>	<b>\$ 23,120</b>	<b>\$ -</b>	<b>7.32%</b>
001 General Fund	\$ 23,120	\$ 315,952	\$ 315,952	\$ 23,120	\$ -	7.32%

**Kane County Expenditure Report - Summary  
Through December 31, 2019 (8.3% YTD, 7.69% Payroll)**

	Current Month	Total Amended	Total Amended	YTD Actual	YTD	Total % Used
	Transactions	Budget	excluding Net	Transactions	Encumbrances	
			Income			
<b>240 Judiciary and Courts</b>	<b>\$ 241,239</b>	<b>\$ 3,417,121</b>	<b>\$ 3,516,178</b>	<b>\$ 241,239</b>	<b>\$ 1,942</b>	<b>6.86%</b>
001 General Fund	\$ 225,660	\$ 3,195,141	\$ 3,301,548	\$ 225,660	\$ 1,942	6.83%
195 Children's Waiting Room	\$ 15,525	\$ 137,000	\$ 137,000	\$ 15,525	\$ -	11.33%
196 D.U.I.	\$ -	\$ 12,350	\$ 5,000	\$ -	\$ -	0.00%
197 Foreclosure Mediation Fund	\$ 54	\$ 58,000	\$ 58,000	\$ 54	\$ -	0.09%
492 Marriage Fees	\$ -	\$ 14,630	\$ 14,630	\$ -	\$ -	0.00%
<b>250 Circuit Clerk</b>	<b>\$ 544,991</b>	<b>\$ 7,639,140</b>	<b>\$ 7,393,868</b>	<b>\$ 544,991</b>	<b>\$ -</b>	<b>7.37%</b>
001 General Fund	\$ 274,591	\$ 3,901,369	\$ 3,901,369	\$ 274,591	\$ -	7.04%
200 Court Automation	\$ 139,966	\$ 1,350,282	\$ 1,350,282	\$ 139,966	\$ -	10.37%
201 Court Document Storage	\$ 92,639	\$ 1,302,076	\$ 1,302,076	\$ 92,639	\$ -	7.11%
202 Child Support	\$ 3,276	\$ 171,816	\$ 171,816	\$ 3,276	\$ -	1.91%
203 Circuit Clerk Admin Services	\$ 24,879	\$ 386,097	\$ 386,097	\$ 24,879	\$ -	6.44%
204 Circuit Clk Electronic Citation	\$ 9,640	\$ 377,000	\$ 272,228	\$ 9,640	\$ -	3.54%
205 Circuit Ct Clerk Op and Admin	\$ -	\$ 150,500	\$ 10,000	\$ -	\$ -	0.00%
<b>300 State's Attorney</b>	<b>\$ 689,985</b>	<b>\$ 10,719,225</b>	<b>\$ 10,704,711</b>	<b>\$ 689,985</b>	<b>\$ 5,113</b>	<b>6.45%</b>
001 General Fund	\$ 415,890	\$ 5,722,741	\$ 5,722,741	\$ 415,890	\$ 4,823	7.27%
010 Insurance Liability	\$ 86,142	\$ 1,602,253	\$ 1,602,253	\$ 86,142	\$ -	5.38%
220 Title IV-D	\$ 42,546	\$ 672,498	\$ 672,498	\$ 42,546	\$ 290	6.33%
221 Drug Prosecution	\$ 24,063	\$ 273,701	\$ 273,701	\$ 24,063	\$ -	8.79%
222 Victim Coordinator Services	\$ 15,237	\$ 216,417	\$ 216,417	\$ 15,237	\$ -	7.04%
223 Domestic Violence	\$ 22,650	\$ 482,157	\$ 482,157	\$ 22,650	\$ -	4.70%
225 Auto Theft Task Force	\$ -	\$ 339	\$ -	\$ -	\$ -	N/A
230 Child Advocacy Center	\$ 81,321	\$ 1,198,551	\$ 1,198,551	\$ 81,321	\$ -	6.78%
231 Equitable Sharing Program	\$ -	\$ 55,000	\$ 55,000	\$ -	\$ -	0.00%
232 State's Atty Records Automation	\$ 2,136	\$ 97,558	\$ 83,383	\$ 2,136	\$ -	2.56%
233 Bad Check Restitution	\$ -	\$ 25,000	\$ 25,000	\$ -	\$ -	0.00%
234 Drug Asset Forfeiture	\$ -	\$ 85,000	\$ 85,000	\$ -	\$ -	0.00%
235 State's Attorney Employee Events	\$ -	\$ 10	\$ 10	\$ -	\$ -	0.00%
236 Child Advocacy Advisory Board	\$ -	\$ 26,000	\$ 26,000	\$ -	\$ -	0.00%
237 Money Laundering - State's Atty	\$ -	\$ 175,000	\$ 175,000	\$ -	\$ -	0.00%
490 Kane County Law Enforcement	\$ -	\$ 87,000	\$ 87,000	\$ -	\$ -	0.00%
<b>360 Public Defender</b>	<b>\$ 308,441</b>	<b>\$ 4,180,151</b>	<b>\$ 4,180,151</b>	<b>\$ 308,441</b>	<b>\$ -</b>	<b>7.38%</b>
001 General Fund	\$ 308,441	\$ 4,179,151	\$ 4,179,151	\$ 308,441	\$ -	7.38%
244 Public Defender Rec Automation	\$ -	\$ 1,000	\$ 1,000	\$ -	\$ -	0.00%
<b>370 Law Library</b>	<b>\$ 12,766</b>	<b>\$ 315,546</b>	<b>\$ 315,546</b>	<b>\$ 12,766</b>	<b>\$ -</b>	<b>4.05%</b>
250 Law Library	\$ 12,766	\$ 315,546	\$ 315,546	\$ 12,766	\$ -	4.05%
<b>380 Sheriff</b>	<b>\$ 2,065,004</b>	<b>\$ 32,786,594</b>	<b>\$ 33,374,500</b>	<b>\$ 2,065,004</b>	<b>\$ 1,329</b>	<b>6.19%</b>
001 General Fund	\$ 2,062,926	\$ 32,444,969	\$ 33,034,135	\$ 2,062,926	\$ 1,329	6.24%
247 EMA Volunteer Fund	\$ -	\$ 3,400	\$ 3,040	\$ -	\$ -	0.00%
248 KC Emergency Planning	\$ 2,078	\$ 4,000	\$ 3,100	\$ 2,078	\$ -	67.02%
249 Bomb Squad SWAT	\$ -	\$ 2,100	\$ 2,100	\$ -	\$ -	0.00%
251 Canteen Commission	\$ -	\$ 200,000	\$ 200,000	\$ -	\$ -	0.00%
252 County Sheriff DEF Federal	\$ -	\$ 24,000	\$ 24,000	\$ -	\$ -	0.00%
253 County Sheriff DEF Local	\$ -	\$ 50,000	\$ 50,000	\$ -	\$ -	0.00%
254 FATS	\$ -	\$ 1,200	\$ 1,200	\$ -	\$ -	0.00%
255 K-9 Unit	\$ -	\$ 3,000	\$ 3,000	\$ -	\$ -	0.00%
256 Vehicle Maintenance/Purchase	\$ -	\$ 8,000	\$ 8,000	\$ -	\$ -	0.00%
257 Sheriff DUI Fund	\$ -	\$ 5,000	\$ 5,000	\$ -	\$ -	0.00%
258 Sheriffs Office Money Laundering	\$ -	\$ 5,000	\$ 5,000	\$ -	\$ -	0.00%
259 Transportation Safety Highway HB	\$ -	\$ 5,000	\$ 5,000	\$ -	\$ -	0.00%
262 AJF Medical Cost	\$ -	\$ 25,425	\$ 25,425	\$ -	\$ -	0.00%
263 Sheriff Civil Operations	\$ -	\$ 5,500	\$ 5,500	\$ -	\$ -	0.00%

**Kane County Expenditure Report - Summary**  
**Through December 31, 2019 (8.3% YTD, 7.69% Payroll)**

	Current Month Transactions	Total Amended Budget	Total Amended Budget excluding Net Income	YTD Actual Transactions	YTD Encumbrances	Total % Used
<b>420 Merit Commission</b>	<b>\$ 6,205</b>	<b>\$ 98,578</b>	<b>\$ 98,578</b>	<b>\$ 6,205</b>	<b>\$ -</b>	<b>6.29%</b>
001 General Fund	\$ 6,205	\$ 98,578	\$ 98,578	\$ 6,205	\$ -	6.29%
<b>425 Kane Comm</b>	<b>\$ 277,796</b>	<b>\$ 2,225,224</b>	<b>\$ 2,225,224</b>	<b>\$ 277,796</b>	<b>\$ 726</b>	<b>12.48%</b>
269 Kane Comm	\$ 277,796	\$ 2,225,224	\$ 2,225,224	\$ 277,796	\$ 726	12.48%
<b>430 Court Services</b>	<b>\$ 1,168,858</b>	<b>\$ 15,280,998</b>	<b>\$ 15,433,528</b>	<b>\$ 1,168,858</b>	<b>\$ 3,577</b>	<b>7.57%</b>
001 General Fund	\$ 871,420	\$ 12,967,122	\$ 13,119,652	\$ 871,420	\$ 3,577	6.64%
270 Probation Services	\$ 261,617	\$ 1,716,526	\$ 1,716,526	\$ 261,617	\$ -	15.24%
271 Substance Abuse Screening	\$ -	\$ 80,000	\$ 80,000	\$ -	\$ -	0.00%
273 Drug Court Special Resources	\$ 35,821	\$ 481,650	\$ 481,650	\$ 35,821	\$ -	7.44%
276 Probation Victim Services	\$ -	\$ 10,000	\$ 10,000	\$ -	\$ -	0.00%
277 Victim Impact Panel	\$ -	\$ 25,000	\$ 25,000	\$ -	\$ -	0.00%
278 Juvenile Justice Donation Fund	\$ -	\$ 700	\$ 700	\$ -	\$ -	0.00%
<b>490 Coroner</b>	<b>\$ 69,970</b>	<b>\$ 1,159,395</b>	<b>\$ 1,159,395</b>	<b>\$ 69,970</b>	<b>\$ -</b>	<b>6.04%</b>
001 General Fund	\$ 65,089	\$ 1,020,385	\$ 1,020,385	\$ 65,089	\$ -	6.38%
289 Coroner Administration	\$ 4,881	\$ 139,010	\$ 139,010	\$ 4,881	\$ -	3.51%
<b>500 Animal Control</b>	<b>\$ 47,268</b>	<b>\$ 871,700</b>	<b>\$ 871,700</b>	<b>\$ 47,268</b>	<b>\$ 840</b>	<b>5.42%</b>
290 Animal Control	\$ 47,268	\$ 871,700	\$ 871,700	\$ 47,268	\$ 840	5.42%
<b>520 Transportation</b>	<b>\$ 6,589,337</b>	<b>\$ 90,861,939</b>	<b>\$ 90,204,939</b>	<b>\$ 6,589,337</b>	<b>\$ 55,449,196</b>	<b>7.30%</b>
300 County Highway	\$ 431,070	\$ 8,671,663	\$ 8,571,663	\$ 431,070	\$ 2,797,534	5.03%
301 County Bridge	\$ -	\$ 410,000	\$ 410,000	\$ -	\$ 575,123	0.00%
302 Motor Fuel Tax	\$ 3,818,014	\$ 14,083,342	\$ 14,083,342	\$ 3,818,014	\$ 6,239,597	27.11%
303 County Highway Matching	\$ -	\$ 67,270	\$ 67,270	\$ -	\$ 134,540	0.00%
304 Motor Fuel Local Option	\$ 184,461	\$ 17,308,176	\$ 17,308,176	\$ 184,461	\$ 8,317,057	1.07%
305 Transportation Sales Tax	\$ 2,155,792	\$ 29,402,949	\$ 29,402,949	\$ 2,155,792	\$ 23,595,769	7.33%
515 Longmeadow Bond Construction	\$ -	\$ 11,040,000	\$ 11,040,000	\$ -	\$ 6,992,649	0.00%
540 Transportation Capital	\$ -	\$ 1,274,796	\$ 1,274,796	\$ -	\$ 2,948,802	0.00%
550 Aurora Area Impact Fees	\$ -	\$ 670,000	\$ 670,000	\$ -	\$ -	0.00%
551 Campton Hills Impact Fees	\$ -	\$ 574,107	\$ 574,107	\$ -	\$ 83,767	0.00%
552 Greater Elgin Impact Fees	\$ -	\$ 533,194	\$ 533,194	\$ -	\$ 140,050	0.00%
553 Northwest Impact Fees	\$ -	\$ 190,000	\$ 190,000	\$ -	\$ -	0.00%
554 Southwest Impact Fees	\$ -	\$ 2,000	\$ -	\$ -	\$ 195,602	N/A
555 Tri-Cities Impact Fees	\$ -	\$ 909,442	\$ 909,442	\$ -	\$ 771,697	0.00%
556 Upper Fox Impact Fees	\$ -	\$ 635,000	\$ 635,000	\$ -	\$ -	0.00%
557 West Central Impact Fees	\$ -	\$ 65,000	\$ 65,000	\$ -	\$ -	0.00%
558 North Impact Fees	\$ -	\$ 925,000	\$ 370,000	\$ -	\$ 545,343	0.00%
559 Central Impact Fees	\$ -	\$ 3,047,500	\$ 3,047,500	\$ -	\$ 91,481	0.00%
560 South Impact Fees	\$ -	\$ 1,052,500	\$ 1,052,500	\$ -	\$ 2,020,186	0.00%
<b>580 Health</b>	<b>\$ 419,604</b>	<b>\$ 6,651,848</b>	<b>\$ 6,651,848</b>	<b>\$ 419,604</b>	<b>\$ 12,417</b>	<b>6.31%</b>
350 County Health	\$ 361,709	\$ 6,093,231	\$ 6,093,231	\$ 361,709	\$ 6,325	5.94%
351 Kane Kares	\$ 57,895	\$ 558,617	\$ 558,617	\$ 57,895	\$ 6,092	10.36%
<b>660 Veterans' Commission</b>	<b>\$ 21,498</b>	<b>\$ 334,505</b>	<b>\$ 334,505</b>	<b>\$ 21,498</b>	<b>\$ 172</b>	<b>6.43%</b>
380 Veterans' Commission	\$ 21,498	\$ 334,505	\$ 334,505	\$ 21,498	\$ 172	6.43%



**Kane County Expenditure Report - Summary**  
**Through December 31, 2019 (8.3% YTD, 7.69% Payroll)**

	Current Month	Total Amended	Total Amended	YTD Actual	YTD	Total % Used
	Transactions	Budget	excluding Net	Transactions	Encumbrances	
			Income			
<b>670 Environmental Management</b>	<b>\$ 15,974</b>	<b>\$ 937,210</b>	<b>\$ 937,210</b>	<b>\$ 15,974</b>	<b>\$ 696,832</b>	<b>1.70%</b>
001 General Fund	\$ -	\$ 465,469	\$ 465,469	\$ -	\$ -	0.00%
420 Stormwater Management	\$ 828	\$ 112,392	\$ 112,392	\$ 828	\$ 1,642	0.74%
650 Enterprise Surcharge	\$ 15,146	\$ 359,349	\$ 359,349	\$ 15,146	\$ 141,087	4.21%
651 Enterprise General	\$ -	\$ -	\$ -	\$ -	\$ 554,103	N/A
<b>690 Development</b>	<b>\$ 244,304</b>	<b>\$ 6,833,003</b>	<b>\$ 6,795,710</b>	<b>\$ 244,304</b>	<b>\$ 185,324</b>	<b>3.59%</b>
001 General Fund	\$ 117,212	\$ 1,122,436	\$ 1,122,436	\$ 117,212	\$ -	10.44%
400 Economic Development	\$ 20,724	\$ 141,819	\$ 141,819	\$ 20,724	\$ -	14.61%
401 Community Dev Block Program	\$ 13,929	\$ 1,913,505	\$ 1,913,505	\$ 13,929	\$ -	0.73%
402 HOME Program	\$ 5,001	\$ 1,020,914	\$ 1,020,914	\$ 5,001	\$ -	0.49%
404 Homeless Management Info Systems	\$ 5,266	\$ 155,937	\$ 155,937	\$ 5,266	\$ -	3.38%
405 Cost Share Drainage	\$ -	\$ 309,793	\$ 292,500	\$ -	\$ 128,369	0.00%
406 OCR & Recovery Act Programs	\$ 1,926	\$ 360,373	\$ 360,373	\$ 1,926	\$ -	0.53%
407 Quality of Kane Grants	\$ -	\$ 30,110	\$ 30,110	\$ -	\$ -	0.00%
408 Neighborhood Stabilization Progr	\$ -	\$ 20,000	\$ -	\$ -	\$ -	N/A
409 Continuum of Care Planning Grant	\$ 4,717	\$ 75,852	\$ 75,852	\$ 4,717	\$ -	6.22%
410 Elgin CDBG	\$ 64,163	\$ 344,650	\$ 344,650	\$ 64,163	\$ -	18.62%
425 Blighted Structure Demolition	\$ -	\$ 120,000	\$ 120,000	\$ -	\$ -	0.00%
435 Growing for Kane	\$ -	\$ 28,746	\$ 28,746	\$ -	\$ -	0.00%
520 Mill Creek Special Service Area	\$ 11,366	\$ 1,155,075	\$ 1,155,075	\$ 11,366	\$ 56,955	0.98%
5300 Sunvale SBA SW 37	\$ -	\$ 488	\$ 488	\$ -	\$ -	0.00%
5301 Middle Creek SBA SW38	\$ -	\$ 1,950	\$ 1,950	\$ -	\$ -	0.00%
5302 Shirewood Farm SSA SW39	\$ -	\$ 2,348	\$ 2,348	\$ -	\$ -	0.00%
5303 Ogden Gardens SBA SW40	\$ -	\$ 2,540	\$ 2,540	\$ -	\$ -	0.00%
5304 Wildwood West SBA SW41	\$ -	\$ 9,752	\$ 9,752	\$ -	\$ -	0.00%
5306 Cheval DeSelle Venetian SBA SW43	\$ -	\$ 5,129	\$ 5,129	\$ -	\$ -	0.00%
5308 Plank Road Estates SBA SW45	\$ -	\$ 3,386	\$ 3,386	\$ -	\$ -	0.00%
5310 Exposition View SBA SW47	\$ -	\$ 4,105	\$ 4,105	\$ -	\$ -	0.00%
5311 Pasadena Drive SBA SW48	\$ -	\$ 2,880	\$ 2,880	\$ -	\$ -	0.00%
5312 Tamara Dittman SBA SW 50	\$ -	\$ 1,215	\$ -	\$ -	\$ -	N/A
<b>760 Debt Service</b>	<b>\$ 7,131,848</b>	<b>\$ 9,519,627</b>	<b>\$ 9,519,627</b>	<b>\$ 7,131,848</b>	<b>\$ -</b>	<b>74.92%</b>
601 Public Building Commission	\$ 453,689	\$ 453,689	\$ 453,689	\$ 453,689	\$ -	100.00%
610 Capital Improvement Debt Service	\$ -	\$ 460,619	\$ 460,619	\$ -	\$ -	0.00%
620 Motor Fuel Tax Debt Service	\$ 3,324,969	\$ 3,567,800	\$ 3,567,800	\$ 3,324,969	\$ -	93.19%
622 Recovery Zone Bond Debt Service	\$ 812,715	\$ 880,749	\$ 880,749	\$ 812,715	\$ -	92.28%
623 JJC/AJC Refunding Debt Service	\$ 2,540,475	\$ 2,938,000	\$ 2,938,000	\$ 2,540,475	\$ -	86.47%
625 Longmeadow Debt Srv - Cap Int	\$ -	\$ 1,218,770	\$ 1,218,770	\$ -	\$ -	0.00%
<b>800 Other- Countywide Expenses</b>	<b>\$ 9,269,315</b>	<b>\$ 58,012,144</b>	<b>\$ 57,490,844</b>	<b>\$ 9,269,315</b>	<b>\$ 918,914</b>	<b>16.12%</b>
001 General Fund	\$ 5,135,276	\$ 7,322,657	\$ 7,322,657	\$ 5,135,276	\$ 421,871	70.13%
100 County Automation	\$ -	\$ 15,000	\$ 15,000	\$ -	\$ -	0.00%
110 Illinois Municipal Retirement	\$ 471,202	\$ 7,312,974	\$ 7,312,974	\$ 471,202	\$ -	6.44%
111 FICA/Social Security	\$ 300,556	\$ 4,328,277	\$ 4,328,277	\$ 300,556	\$ -	6.94%
112 Special Reserve	\$ 315,000	\$ 315,000	\$ 315,000	\$ 315,000	\$ -	100.00%
113 Emergency Reserve	\$ -	\$ 113,300	\$ -	\$ -	\$ -	N/A
114 Property Tax Freeze Protection	\$ 2,062,000	\$ 2,062,000	\$ 2,062,000	\$ 2,062,000	\$ -	100.00%
125 Public Safety Sales Tax	\$ 589,064	\$ 2,375,408	\$ 2,375,408	\$ 589,064	\$ 355,994	24.80%
127 Judicial Technology Sales Tax	\$ 177,205	\$ 1,096,000	\$ 1,096,000	\$ 177,205	\$ (19,600)	16.17%
500 Capital Projects	\$ 196,675	\$ 3,282,890	\$ 3,282,890	\$ 196,675	\$ 160,649	5.99%
501 Judicial Facility Construction	\$ -	\$ 408,000	\$ -	\$ -	\$ -	N/A
510 Capital Improvement Bond Const	\$ -	\$ 10,105,950	\$ 10,105,950	\$ -	\$ -	0.00%
652 Health Insurance Fund	\$ 22,338	\$ 19,274,688	\$ 19,274,688	\$ 22,338	\$ -	0.12%
<b>900 Contingency</b>	<b>\$ -</b>	<b>\$ 1,122,600</b>	<b>\$ 1,050,000</b>	<b>\$ -</b>	<b>\$ -</b>	<b>0.00%</b>
001 General Fund	\$ -	\$ 1,050,000	\$ 1,050,000	\$ -	\$ -	0.00%
660 Working Cash	\$ -	\$ 72,600	\$ -	\$ -	\$ -	N/A
<b>Grand Total</b>	<b>\$ 35,130,644</b>	<b>\$ 283,703,595</b>	<b>\$ 282,769,941</b>	<b>\$ 35,130,644</b>	<b>\$ 57,667,272</b>	<b>12.42%</b>

**Kane County Expenditure Report - Detail**  
**Through December 31, 2019 (8.3% YTD, 7.69% Payroll)**

	Current Month	Total Amended	Total Amended	YTD Actual	YTD	Total % Used
	Transactions	Budget	Budget excluding Net Income	Transactions	Encumbrances	
<b>010 County Board</b>	<b>\$ 2,440,917</b>	<b>\$ 5,984,433</b>	<b>\$ 5,913,536</b>	<b>\$ 2,440,917</b>	<b>\$ -</b>	<b>41.28%</b>
<b>001 General Fund</b>	<b>\$ 96,925</b>	<b>\$ 1,325,823</b>	<b>\$ 1,325,823</b>	<b>\$ 96,925</b>	<b>\$ -</b>	<b>7.31%</b>
Personnel Services- Salaries & Wages	\$ 70,329	\$ 942,839	\$ 942,839	\$ 70,329	\$ -	7.46%
Personnel Services- Employee Benefits	\$ 25,078	\$ 317,817	\$ 317,817	\$ 25,078	\$ -	7.89%
Contractual Services	\$ 521	\$ 57,667	\$ 57,667	\$ 521	\$ -	0.90%
Commodities	\$ 997	\$ 7,500	\$ 7,500	\$ 997	\$ -	13.29%
<b>120 Grand Victoria Casino Elgin</b>	<b>\$ 2,340,542</b>	<b>\$ 3,341,889</b>	<b>\$ 3,270,992</b>	<b>\$ 2,340,542</b>	<b>\$ -</b>	<b>71.55%</b>
Personnel Services- Salaries & Wages	\$ 3,623	\$ 53,000	\$ 53,000	\$ 3,623	\$ -	6.84%
Personnel Services- Employee Benefits	\$ 2,137	\$ 68,374	\$ 68,374	\$ 2,137	\$ -	3.12%
Contractual Services	\$ 500	\$ 808,996	\$ 808,996	\$ 500	\$ -	0.06%
Commodities	\$ -	\$ 6,339	\$ 6,339	\$ -	\$ -	0.00%
Contingency and Other	\$ -	\$ 70,897	\$ -	\$ -	\$ -	N/A
Transfers Out	\$ 2,334,283	\$ 2,334,283	\$ 2,334,283	\$ 2,334,283	\$ -	100.00%
<b>430 Farmland Preservation</b>	<b>\$ 3,450</b>	<b>\$ 1,316,721</b>	<b>\$ 1,316,721</b>	<b>\$ 3,450</b>	<b>\$ -</b>	<b>0.26%</b>
Personnel Services- Salaries & Wages	\$ 3,015	\$ 39,735	\$ 39,735	\$ 3,015	\$ -	7.59%
Personnel Services- Employee Benefits	\$ 434	\$ 7,844	\$ 7,844	\$ 434	\$ -	5.54%
Contractual Services	\$ -	\$ 109,142	\$ 109,142	\$ -	\$ -	0.00%
Capital	\$ -	\$ 1,160,000	\$ 1,160,000	\$ -	\$ -	0.00%
<b>040 Finance</b>	<b>\$ 74,519</b>	<b>\$ 1,076,883</b>	<b>\$ 1,076,883</b>	<b>\$ 74,519</b>	<b>\$ -</b>	<b>6.92%</b>
<b>001 General Fund</b>	<b>\$ 74,519</b>	<b>\$ 1,076,883</b>	<b>\$ 1,076,883</b>	<b>\$ 74,519</b>	<b>\$ -</b>	<b>6.92%</b>
Personnel Services- Salaries & Wages	\$ 58,815	\$ 770,524	\$ 770,524	\$ 58,815	\$ -	7.63%
Personnel Services- Employee Benefits	\$ 15,653	\$ 184,971	\$ 184,971	\$ 15,653	\$ -	8.46%
Contractual Services	\$ -	\$ 116,538	\$ 116,538	\$ -	\$ -	0.00%
Commodities	\$ 51	\$ 4,850	\$ 4,850	\$ 51	\$ -	1.05%
<b>060 Information Technologies</b>	<b>\$ 462,580</b>	<b>\$ 6,364,632</b>	<b>\$ 6,362,632</b>	<b>\$ 462,580</b>	<b>\$ 378,252</b>	<b>7.27%</b>
<b>001 General Fund</b>	<b>\$ 238,766</b>	<b>\$ 4,190,803</b>	<b>\$ 4,188,803</b>	<b>\$ 238,766</b>	<b>\$ 28,710</b>	<b>5.70%</b>
Personnel Services- Salaries & Wages	\$ 197,550	\$ 2,897,030	\$ 2,897,030	\$ 197,550	\$ -	6.82%
Personnel Services- Employee Benefits	\$ 35,494	\$ 640,793	\$ 640,793	\$ 35,494	\$ -	5.54%
Contractual Services	\$ 5,381	\$ 569,544	\$ 569,544	\$ 5,381	\$ 11,235	0.94%
Commodities	\$ 342	\$ 83,436	\$ 81,436	\$ 342	\$ 17,475	0.42%
<b>101 Geographic Information Systems</b>	<b>\$ 174,976</b>	<b>\$ 1,868,329</b>	<b>\$ 1,868,329</b>	<b>\$ 174,976</b>	<b>\$ 349,542</b>	<b>9.37%</b>
Personnel Services- Salaries & Wages	\$ 56,387	\$ 738,020	\$ 738,020	\$ 56,387	\$ -	7.64%
Personnel Services- Employee Benefits	\$ 19,293	\$ 249,098	\$ 249,098	\$ 19,293	\$ -	7.74%
Contractual Services	\$ 990	\$ 714,707	\$ 714,707	\$ 990	\$ 347,022	0.14%
Commodities	\$ 3	\$ 38,200	\$ 38,200	\$ 3	\$ 2,520	0.01%
Capital	\$ 56,000	\$ 86,000	\$ 86,000	\$ 56,000	\$ -	65.12%
Transfers Out	\$ 42,304	\$ 42,304	\$ 42,304	\$ 42,304	\$ -	100.00%
<b>385 IL Counties Information Mgmt</b>	<b>\$ -</b>	<b>\$ 8,000</b>	<b>\$ 8,000</b>	<b>\$ -</b>	<b>\$ -</b>	<b>0.00%</b>
Contractual Services	\$ -	\$ 8,000	\$ 8,000	\$ -	\$ -	0.00%
<b>390 Web Technical Services</b>	<b>\$ 48,837</b>	<b>\$ 297,500</b>	<b>\$ 297,500</b>	<b>\$ 48,837</b>	<b>\$ -</b>	<b>16.42%</b>
Contractual Services	\$ 48,837	\$ 297,500	\$ 297,500	\$ 48,837	\$ -	16.42%
<b>080 Building Management</b>	<b>\$ 168,471</b>	<b>\$ 4,648,344</b>	<b>\$ 4,648,344</b>	<b>\$ 168,471</b>	<b>\$ 3,745</b>	<b>3.62%</b>
<b>001 General Fund</b>	<b>\$ 168,471</b>	<b>\$ 4,648,344</b>	<b>\$ 4,648,344</b>	<b>\$ 168,471</b>	<b>\$ 3,745</b>	<b>3.62%</b>
Personnel Services- Salaries & Wages	\$ 91,665	\$ 1,358,193	\$ 1,358,193	\$ 91,665	\$ -	6.75%
Personnel Services- Employee Benefits	\$ 20,879	\$ 363,288	\$ 363,288	\$ 20,879	\$ -	5.75%
Contractual Services	\$ 50,786	\$ 1,520,385	\$ 1,520,385	\$ 50,786	\$ 3,745	3.34%
Commodities	\$ 5,142	\$ 1,406,478	\$ 1,406,478	\$ 5,142	\$ -	0.37%
<b>120 Human Resource Management</b>	<b>\$ 2,100,683</b>	<b>\$ 3,758,235</b>	<b>\$ 3,758,235</b>	<b>\$ 2,100,683</b>	<b>\$ (210)</b>	<b>55.90%</b>
<b>001 General Fund</b>	<b>\$ 20,963</b>	<b>\$ 298,687</b>	<b>\$ 298,687</b>	<b>\$ 20,963</b>	<b>\$ (210)</b>	<b>7.02%</b>
Personnel Services- Salaries & Wages	\$ 14,919	\$ 193,199	\$ 193,199	\$ 14,919	\$ -	7.72%
Personnel Services- Employee Benefits	\$ 3,079	\$ 56,838	\$ 56,838	\$ 3,079	\$ -	5.42%
Contractual Services	\$ 2,274	\$ 42,350	\$ 42,350	\$ 2,274	\$ -	5.37%
Commodities	\$ 692	\$ 6,300	\$ 6,300	\$ 692	\$ (210)	10.98%

**Kane County Expenditure Report - Detail**  
**Through December 31, 2019 (8.3% YTD, 7.69% Payroll)**

	Current Month	Total Amended	Total Amended	YTD Actual	YTD	Total % Used
	Transactions	Budget	Budget excluding	Transactions	Encumbrances	
			Net Income			
<b>010 Insurance Liability</b>	<b>\$ 2,079,720</b>	<b>\$ 3,458,564</b>	<b>\$ 3,458,564</b>	<b>\$ 2,079,720</b>	<b>\$ -</b>	<b>60.13%</b>
Personnel Services- Salaries & Wages	\$ 10,586	\$ 139,129	\$ 139,129	\$ 10,586	\$ -	7.61%
Personnel Services- Employee Benefits	\$ 3,051	\$ 43,243	\$ 43,243	\$ 3,051	\$ -	7.06%
Contractual Services	\$ 2,066,083	\$ 3,276,192	\$ 3,276,192	\$ 2,066,083	\$ -	63.06%
<b>246 Employee Events Fund</b>	<b>\$ -</b>	<b>\$ 984</b>	<b>\$ 984</b>	<b>\$ -</b>	<b>\$ -</b>	<b>0.00%</b>
Commodities	\$ -	\$ 984	\$ 984	\$ -	\$ -	0.00%
<b>140 County Auditor</b>	<b>\$ 21,017</b>	<b>\$ 296,321</b>	<b>\$ 296,321</b>	<b>\$ 21,017</b>	<b>\$ -</b>	<b>7.09%</b>
<b>001 General Fund</b>	<b>\$ 21,017</b>	<b>\$ 296,321</b>	<b>\$ 296,321</b>	<b>\$ 21,017</b>	<b>\$ -</b>	<b>7.09%</b>
Personnel Services- Salaries & Wages	\$ 18,124	\$ 238,315	\$ 238,315	\$ 18,124	\$ -	7.61%
Personnel Services- Employee Benefits	\$ 2,893	\$ 34,731	\$ 34,731	\$ 2,893	\$ -	8.33%
Contractual Services	\$ -	\$ 21,525	\$ 21,525	\$ -	\$ -	0.00%
Commodities	\$ -	\$ 1,750	\$ 1,750	\$ -	\$ -	0.00%
<b>150 Treasurer/Collector</b>	<b>\$ 47,264</b>	<b>\$ 899,005</b>	<b>\$ 899,005</b>	<b>\$ 47,264</b>	<b>\$ 3,340</b>	<b>5.26%</b>
<b>001 General Fund</b>	<b>\$ 47,090</b>	<b>\$ 729,810</b>	<b>\$ 729,810</b>	<b>\$ 47,090</b>	<b>\$ 3,340</b>	<b>6.45%</b>
Personnel Services- Salaries & Wages	\$ 40,154	\$ 586,751	\$ 586,751	\$ 40,154	\$ -	6.84%
Personnel Services- Employee Benefits	\$ 6,839	\$ 115,177	\$ 115,177	\$ 6,839	\$ -	5.94%
Contractual Services	\$ 32	\$ 23,500	\$ 23,500	\$ 32	\$ -	0.14%
Commodities	\$ 64	\$ 4,382	\$ 4,382	\$ 64	\$ 3,340	1.46%
<b>150 Tax Sale Automation</b>	<b>\$ 174</b>	<b>\$ 148,195</b>	<b>\$ 148,195</b>	<b>\$ 174</b>	<b>\$ -</b>	<b>0.12%</b>
Personnel Services- Salaries & Wages	\$ -	\$ 35,000	\$ 35,000	\$ -	\$ -	0.00%
Personnel Services- Employee Benefits	\$ -	\$ 2,680	\$ 2,680	\$ -	\$ -	0.00%
Contractual Services	\$ 174	\$ 67,015	\$ 67,015	\$ 174	\$ -	0.26%
Commodities	\$ -	\$ 10,000	\$ 10,000	\$ -	\$ -	0.00%
Capital	\$ -	\$ 33,500	\$ 33,500	\$ -	\$ -	0.00%
<b>268 Sale &amp; Error</b>	<b>\$ -</b>	<b>\$ 21,000</b>	<b>\$ 21,000</b>	<b>\$ -</b>	<b>\$ -</b>	<b>0.00%</b>
Transfers Out	\$ -	\$ 21,000	\$ 21,000	\$ -	\$ -	0.00%
<b>170 Supervisor of Assessments</b>	<b>\$ 85,792</b>	<b>\$ 1,232,683</b>	<b>\$ 1,232,683</b>	<b>\$ 85,792</b>	<b>\$ 5,640</b>	<b>6.96%</b>
<b>001 General Fund</b>	<b>\$ 85,792</b>	<b>\$ 1,232,683</b>	<b>\$ 1,232,683</b>	<b>\$ 85,792</b>	<b>\$ 5,640</b>	<b>6.96%</b>
Personnel Services- Salaries & Wages	\$ 67,765	\$ 859,199	\$ 859,199	\$ 67,765	\$ -	7.89%
Personnel Services- Employee Benefits	\$ 17,049	\$ 259,597	\$ 259,597	\$ 17,049	\$ -	6.57%
Contractual Services	\$ 976	\$ 94,212	\$ 94,212	\$ 976	\$ 5,609	1.04%
Commodities	\$ 3	\$ 19,675	\$ 19,675	\$ 3	\$ 30	0.01%
<b>190 County Clerk</b>	<b>\$ 191,549</b>	<b>\$ 4,336,859</b>	<b>\$ 4,184,588</b>	<b>\$ 191,549</b>	<b>\$ 123</b>	<b>4.58%</b>
<b>001 General Fund</b>	<b>\$ 184,468</b>	<b>\$ 3,634,977</b>	<b>\$ 3,634,977</b>	<b>\$ 184,468</b>	<b>\$ 123</b>	<b>5.07%</b>
Personnel Services- Salaries & Wages	\$ 125,400	\$ 2,389,605	\$ 2,389,605	\$ 125,400	\$ -	5.25%
Personnel Services- Employee Benefits	\$ 26,363	\$ 307,682	\$ 307,682	\$ 26,363	\$ -	8.57%
Contractual Services	\$ 31,494	\$ 572,590	\$ 572,590	\$ 31,494	\$ -	5.50%
Commodities	\$ 1,210	\$ 365,100	\$ 365,100	\$ 1,210	\$ 123	0.33%
<b>160 Vital Records Automation</b>	<b>\$ 7,081</b>	<b>\$ 276,536</b>	<b>\$ 124,265</b>	<b>\$ 7,081</b>	<b>\$ -</b>	<b>5.70%</b>
Personnel Services- Salaries & Wages	\$ 5,242	\$ 41,419	\$ 41,419	\$ 5,242	\$ -	12.66%
Personnel Services- Employee Benefits	\$ 1,839	\$ 12,898	\$ 12,898	\$ 1,839	\$ -	14.26%
Contractual Services	\$ -	\$ 28,948	\$ 28,948	\$ -	\$ -	0.00%
Commodities	\$ -	\$ 16,000	\$ 16,000	\$ -	\$ -	0.00%
Contingency and Other	\$ -	\$ 152,271	\$ 25,000	\$ -	\$ -	0.00%
Capital	\$ -	\$ 25,000	\$ 25,000	\$ -	\$ -	0.00%
<b>161 Election Equipment Fund</b>	<b>\$ -</b>	<b>\$ 425,346</b>	<b>\$ 425,346</b>	<b>\$ -</b>	<b>\$ -</b>	<b>0.00%</b>
Commodities	\$ -	\$ 425,346	\$ 425,346	\$ -	\$ -	0.00%

**Kane County Expenditure Report - Detail**  
**Through December 31, 2019 (8.3% YTD, 7.69% Payroll)**

	Current Month Transactions	Total Amended Budget	Total Amended Budget excluding Net Income	YTD Actual Transactions	YTD Encumbrances	Total % Used
<b>210 Recorder</b>	\$ 390,330	\$ 1,823,700	\$ 1,823,700	\$ 390,330	\$ -	<b>21.40%</b>
<b>001 General Fund</b>	\$ 53,333	\$ 809,639	\$ 809,639	\$ 53,333	\$ -	<b>6.59%</b>
Personnel Services- Salaries & Wages	\$ 44,463	\$ 657,747	\$ 657,747	\$ 44,463	\$ -	6.76%
Personnel Services- Employee Benefits	\$ 8,767	\$ 147,479	\$ 147,479	\$ 8,767	\$ -	5.94%
Contractual Services	\$ 100	\$ 2,343	\$ 2,343	\$ 100	\$ -	4.27%
Commodities	\$ 3	\$ 2,070	\$ 2,070	\$ 3	\$ -	0.12%
<b>170 Recorder's Automation</b>	\$ 336,997	\$ 1,014,061	\$ 1,014,061	\$ 336,997	\$ -	<b>33.23%</b>
Personnel Services- Salaries & Wages	\$ 11,486	\$ 212,201	\$ 212,201	\$ 11,486	\$ -	5.41%
Personnel Services- Employee Benefits	\$ 4,151	\$ 81,643	\$ 81,643	\$ 4,151	\$ -	5.08%
Contractual Services	\$ 321,360	\$ 429,985	\$ 429,985	\$ 321,360	\$ -	74.74%
Commodities	\$ -	\$ 165,232	\$ 165,232	\$ -	\$ -	0.00%
Capital	\$ -	\$ 125,000	\$ 125,000	\$ -	\$ -	0.00%
<b>230 Regional Office of Education</b>	\$ 23,120	\$ 315,952	\$ 315,952	\$ 23,120	\$ -	<b>7.32%</b>
<b>001 General Fund</b>	\$ 23,120	\$ 315,952	\$ 315,952	\$ 23,120	\$ -	<b>7.32%</b>
Personnel Services- Salaries & Wages	\$ 19,659	\$ 263,892	\$ 263,892	\$ 19,659	\$ -	7.45%
Personnel Services- Employee Benefits	\$ 3,461	\$ 47,485	\$ 47,485	\$ 3,461	\$ -	7.29%
Contractual Services	\$ -	\$ 4,575	\$ 4,575	\$ -	\$ -	0.00%
<b>240 Judiciary and Courts</b>	\$ 241,239	\$ 3,417,121	\$ 3,516,178	\$ 241,239	\$ 1,942	<b>6.86%</b>
<b>001 General Fund</b>	\$ 225,660	\$ 3,195,141	\$ 3,301,548	\$ 225,660	\$ 1,942	<b>6.83%</b>
Personnel Services- Salaries & Wages	\$ 103,935	\$ 1,577,698	\$ 1,577,698	\$ 103,935	\$ -	6.59%
Personnel Services- Employee Benefits	\$ 20,454	\$ 393,950	\$ 393,950	\$ 20,454	\$ -	5.19%
Contractual Services	\$ 99,903	\$ 1,252,650	\$ 1,252,650	\$ 99,903	\$ -	7.98%
Commodities	\$ 1,368	\$ 77,250	\$ 77,250	\$ 1,368	\$ 1,942	1.77%
Services	\$ -	\$ (106,407)	\$ -	\$ -	\$ -	N/A
<b>195 Children's Waiting Room</b>	\$ 15,525	\$ 137,000	\$ 137,000	\$ 15,525	\$ -	<b>11.33%</b>
Contractual Services	\$ 9,525	\$ 125,000	\$ 125,000	\$ 9,525	\$ -	7.62%
Transfers Out	\$ 6,000	\$ 12,000	\$ 12,000	\$ 6,000	\$ -	50.00%
<b>196 D.U.I.</b>	\$ -	\$ 12,350	\$ 5,000	\$ -	\$ -	<b>0.00%</b>
Contractual Services	\$ -	\$ 5,000	\$ 5,000	\$ -	\$ -	0.00%
Contingency and Other	\$ -	\$ 7,350	\$ -	\$ -	\$ -	N/A
<b>197 Foreclosure Mediation Fund</b>	\$ 54	\$ 58,000	\$ 58,000	\$ 54	\$ -	<b>0.09%</b>
Contractual Services	\$ 54	\$ 56,000	\$ 56,000	\$ 54	\$ -	0.10%
Commodities	\$ -	\$ 2,000	\$ 2,000	\$ -	\$ -	0.00%
<b>492 Marriage Fees</b>	\$ -	\$ 14,630	\$ 14,630	\$ -	\$ -	<b>0.00%</b>
Commodities	\$ -	\$ 14,630	\$ 14,630	\$ -	\$ -	0.00%
<b>250 Circuit Clerk</b>	\$ 544,991	\$ 7,639,140	\$ 7,393,868	\$ 544,991	\$ -	<b>7.37%</b>
<b>001 General Fund</b>	\$ 274,591	\$ 3,901,369	\$ 3,901,369	\$ 274,591	\$ -	<b>7.04%</b>
Personnel Services- Salaries & Wages	\$ 223,270	\$ 3,035,083	\$ 3,035,083	\$ 223,270	\$ -	7.36%
Personnel Services- Employee Benefits	\$ 49,113	\$ 694,036	\$ 694,036	\$ 49,113	\$ -	7.08%
Contractual Services	\$ 336	\$ 126,341	\$ 126,341	\$ 336	\$ -	0.27%
Commodities	\$ 1,872	\$ 45,909	\$ 45,909	\$ 1,872	\$ -	4.08%

**Kane County Expenditure Report - Detail**  
**Through December 31, 2019 (8.3% YTD, 7.69% Payroll)**

	Current Month	Total Amended	Total Amended	YTD Actual	YTD	Total % Used
	Transactions	Budget	Budget excluding	Transactions	Encumbrances	
			Net Income			
<b>200 Court Automation</b>	<b>\$ 139,966</b>	<b>\$ 1,350,282</b>	<b>\$ 1,350,282</b>	<b>\$ 139,966</b>	<b>\$ -</b>	<b>10.37%</b>
Personnel Services- Salaries & Wages	\$ 43,482	\$ 503,492	\$ 503,492	\$ 43,482	\$ -	8.64%
Personnel Services- Employee Benefits	\$ 18,166	\$ 187,725	\$ 187,725	\$ 18,166	\$ -	9.68%
Contractual Services	\$ 78,318	\$ 237,935	\$ 237,935	\$ 78,318	\$ -	32.92%
Commodities	\$ -	\$ 111,630	\$ 111,630	\$ -	\$ -	0.00%
Capital	\$ -	\$ 10,500	\$ 10,500	\$ -	\$ -	0.00%
Transfers Out	\$ -	\$ 299,000	\$ 299,000	\$ -	\$ -	0.00%
<b>201 Court Document Storage</b>	<b>\$ 92,639</b>	<b>\$ 1,302,076</b>	<b>\$ 1,302,076</b>	<b>\$ 92,639</b>	<b>\$ -</b>	<b>7.11%</b>
Personnel Services- Salaries & Wages	\$ 53,102	\$ 683,748	\$ 683,748	\$ 53,102	\$ -	7.77%
Personnel Services- Employee Benefits	\$ 28,320	\$ 382,642	\$ 382,642	\$ 28,320	\$ -	7.40%
Contractual Services	\$ 9,800	\$ 159,072	\$ 159,072	\$ 9,800	\$ -	6.16%
Commodities	\$ 1,416	\$ 61,614	\$ 61,614	\$ 1,416	\$ -	2.30%
Capital	\$ -	\$ 15,000	\$ 15,000	\$ -	\$ -	0.00%
<b>202 Child Support</b>	<b>\$ 3,276</b>	<b>\$ 171,816</b>	<b>\$ 171,816</b>	<b>\$ 3,276</b>	<b>\$ -</b>	<b>1.91%</b>
Personnel Services- Salaries & Wages	\$ 2,379	\$ 111,633	\$ 111,633	\$ 2,379	\$ -	2.13%
Personnel Services- Employee Benefits	\$ 898	\$ 42,675	\$ 42,675	\$ 898	\$ -	2.10%
Contractual Services	\$ -	\$ 17,208	\$ 17,208	\$ -	\$ -	0.00%
Commodities	\$ -	\$ 300	\$ 300	\$ -	\$ -	0.00%
<b>203 Circuit Clerk Admin Services</b>	<b>\$ 24,879</b>	<b>\$ 386,097</b>	<b>\$ 386,097</b>	<b>\$ 24,879</b>	<b>\$ -</b>	<b>6.44%</b>
Personnel Services- Salaries & Wages	\$ 17,221	\$ 237,879	\$ 237,879	\$ 17,221	\$ -	7.24%
Personnel Services- Employee Benefits	\$ 7,658	\$ 99,172	\$ 99,172	\$ 7,658	\$ -	7.72%
Contractual Services	\$ -	\$ 29,046	\$ 29,046	\$ -	\$ -	0.00%
Commodities	\$ -	\$ 20,000	\$ 20,000	\$ -	\$ -	0.00%
<b>204 Circuit Clk Electronic Citation</b>	<b>\$ 9,640</b>	<b>\$ 377,000</b>	<b>\$ 272,228</b>	<b>\$ 9,640</b>	<b>\$ -</b>	<b>3.54%</b>
Personnel Services- Salaries & Wages	\$ 6,139	\$ 156,749	\$ 156,749	\$ 6,139	\$ -	3.92%
Personnel Services- Employee Benefits	\$ 3,501	\$ 89,143	\$ 89,143	\$ 3,501	\$ -	3.93%
Contractual Services	\$ -	\$ 25,705	\$ 25,705	\$ -	\$ -	0.00%
Commodities	\$ -	\$ 631	\$ 631	\$ -	\$ -	0.00%
Contingency and Other	\$ -	\$ 104,772	\$ -	\$ -	\$ -	N/A
<b>205 Circuit Ct Clerk Op and Admin</b>	<b>\$ -</b>	<b>\$ 150,500</b>	<b>\$ 10,000</b>	<b>\$ -</b>	<b>\$ -</b>	<b>0.00%</b>
Commodities	\$ -	\$ 10,000	\$ 10,000	\$ -	\$ -	0.00%
Contingency and Other	\$ -	\$ 140,500	\$ -	\$ -	\$ -	N/A
<b>300 State's Attorney</b>	<b>\$ 689,985</b>	<b>\$ 10,719,225</b>	<b>\$ 10,704,711</b>	<b>\$ 689,985</b>	<b>\$ 5,113</b>	<b>6.45%</b>
<b>001 General Fund</b>	<b>\$ 415,890</b>	<b>\$ 5,722,741</b>	<b>\$ 5,722,741</b>	<b>\$ 415,890</b>	<b>\$ 4,823</b>	<b>7.27%</b>
Personnel Services- Salaries & Wages	\$ 332,813	\$ 4,506,945	\$ 4,506,945	\$ 332,813	\$ -	7.38%
Personnel Services- Employee Benefits	\$ 67,509	\$ 810,940	\$ 810,940	\$ 67,509	\$ -	8.32%
Contractual Services	\$ 10,268	\$ 337,156	\$ 337,156	\$ 10,268	\$ -	3.05%
Commodities	\$ 5,300	\$ 67,700	\$ 67,700	\$ 5,300	\$ 4,823	7.83%
<b>010 Insurance Liability</b>	<b>\$ 86,142</b>	<b>\$ 1,602,253</b>	<b>\$ 1,602,253</b>	<b>\$ 86,142</b>	<b>\$ -</b>	<b>5.38%</b>
Personnel Services- Salaries & Wages	\$ 64,492	\$ 822,713	\$ 822,713	\$ 64,492	\$ -	7.84%
Personnel Services- Employee Benefits	\$ 21,064	\$ 269,871	\$ 269,871	\$ 21,064	\$ -	7.81%
Contractual Services	\$ 586	\$ 502,869	\$ 502,869	\$ 586	\$ -	0.12%
Commodities	\$ -	\$ 6,800	\$ 6,800	\$ -	\$ -	0.00%
<b>220 Title IV-D</b>	<b>\$ 42,546</b>	<b>\$ 672,498</b>	<b>\$ 672,498</b>	<b>\$ 42,546</b>	<b>\$ 290</b>	<b>6.33%</b>
Personnel Services- Salaries & Wages	\$ 30,665	\$ 456,607	\$ 456,607	\$ 30,665	\$ -	6.72%
Personnel Services- Employee Benefits	\$ 11,881	\$ 185,253	\$ 185,253	\$ 11,881	\$ -	6.41%
Contractual Services	\$ -	\$ 30,638	\$ 30,638	\$ -	\$ -	0.00%
Capital	\$ -	\$ -	\$ -	\$ -	\$ 290	N/A

**Kane County Expenditure Report - Detail**  
**Through December 31, 2019 (8.3% YTD, 7.69% Payroll)**

	Current Month	Total Amended	Total Amended	YTD Actual	YTD	Total % Used
	Transactions	Budget	Budget excluding	Transactions	Encumbrances	
			Net Income			
<b>221 Drug Prosecution</b>	\$ 24,063	\$ 273,701	\$ 273,701	\$ 24,063	\$ -	8.79%
Personnel Services- Salaries & Wages	\$ 17,029	\$ 203,071	\$ 203,071	\$ 17,029	\$ -	8.39%
Personnel Services- Employee Benefits	\$ 6,790	\$ 59,789	\$ 59,789	\$ 6,790	\$ -	11.36%
Contractual Services	\$ 244	\$ 10,046	\$ 10,046	\$ 244	\$ -	2.43%
Commodities	\$ -	\$ 795	\$ 795	\$ -	\$ -	0.00%
<b>222 Victim Coordinator Services</b>	\$ 15,237	\$ 216,417	\$ 216,417	\$ 15,237	\$ -	7.04%
Personnel Services- Salaries & Wages	\$ 10,605	\$ 151,230	\$ 151,230	\$ 10,605	\$ -	7.01%
Personnel Services- Employee Benefits	\$ 4,632	\$ 57,020	\$ 57,020	\$ 4,632	\$ -	8.12%
Contractual Services	\$ -	\$ 8,167	\$ 8,167	\$ -	\$ -	0.00%
<b>223 Domestic Violence</b>	\$ 22,650	\$ 482,157	\$ 482,157	\$ 22,650	\$ -	4.70%
Personnel Services- Salaries & Wages	\$ 17,268	\$ 333,940	\$ 333,940	\$ 17,268	\$ -	5.17%
Personnel Services- Employee Benefits	\$ 5,382	\$ 123,324	\$ 123,324	\$ 5,382	\$ -	4.36%
Contractual Services	\$ -	\$ 23,278	\$ 23,278	\$ -	\$ -	0.00%
Commodities	\$ -	\$ 1,615	\$ 1,615	\$ -	\$ -	0.00%
<b>225 Auto Theft Task Force</b>	\$ -	\$ 339	\$ -	\$ -	\$ -	N/A
Contingency and Other	\$ -	\$ 339	\$ -	\$ -	\$ -	N/A
<b>230 Child Advocacy Center</b>	\$ 81,321	\$ 1,198,551	\$ 1,198,551	\$ 81,321	\$ -	6.78%
Personnel Services- Salaries & Wages	\$ 53,998	\$ 746,757	\$ 746,757	\$ 53,998	\$ -	7.23%
Personnel Services- Employee Benefits	\$ 21,615	\$ 299,850	\$ 299,850	\$ 21,615	\$ -	7.21%
Contractual Services	\$ 3,298	\$ 124,144	\$ 124,144	\$ 3,298	\$ -	2.66%
Commodities	\$ 2,410	\$ 27,800	\$ 27,800	\$ 2,410	\$ -	8.67%
<b>231 Equitable Sharing Program</b>	\$ -	\$ 55,000	\$ 55,000	\$ -	\$ -	0.00%
Contractual Services	\$ -	\$ 20,000	\$ 20,000	\$ -	\$ -	0.00%
Commodities	\$ -	\$ 35,000	\$ 35,000	\$ -	\$ -	0.00%
<b>232 State's Atty Records Automation</b>	\$ 2,136	\$ 97,558	\$ 83,383	\$ 2,136	\$ -	2.56%
Personnel Services- Salaries & Wages	\$ 1,430	\$ 18,691	\$ 18,691	\$ 1,430	\$ -	7.65%
Personnel Services- Employee Benefits	\$ 707	\$ 8,812	\$ 8,812	\$ 707	\$ -	8.02%
Contractual Services	\$ -	\$ 880	\$ 880	\$ -	\$ -	0.00%
Commodities	\$ -	\$ 55,000	\$ 55,000	\$ -	\$ -	0.00%
Contingency and Other	\$ -	\$ 14,175	\$ -	\$ -	\$ -	N/A
<b>233 Bad Check Restitution</b>	\$ -	\$ 25,000	\$ 25,000	\$ -	\$ -	0.00%
Contractual Services	\$ -	\$ 25,000	\$ 25,000	\$ -	\$ -	0.00%
<b>234 Drug Asset Forfeiture</b>	\$ -	\$ 85,000	\$ 85,000	\$ -	\$ -	0.00%
Contractual Services	\$ -	\$ 85,000	\$ 85,000	\$ -	\$ -	0.00%
<b>235 State's Attorney Employee Events</b>	\$ -	\$ 10	\$ 10	\$ -	\$ -	0.00%
Commodities	\$ -	\$ 10	\$ 10	\$ -	\$ -	0.00%
<b>236 Child Advocacy Advisory Board</b>	\$ -	\$ 26,000	\$ 26,000	\$ -	\$ -	0.00%
Commodities	\$ -	\$ 26,000	\$ 26,000	\$ -	\$ -	0.00%
<b>237 Money Laundering - State's Atty</b>	\$ -	\$ 175,000	\$ 175,000	\$ -	\$ -	0.00%
Contractual Services	\$ -	\$ 155,000	\$ 155,000	\$ -	\$ -	0.00%
Commodities	\$ -	\$ 20,000	\$ 20,000	\$ -	\$ -	0.00%
<b>490 Kane County Law Enforcement</b>	\$ -	\$ 87,000	\$ 87,000	\$ -	\$ -	0.00%
Contractual Services	\$ -	\$ 87,000	\$ 87,000	\$ -	\$ -	0.00%

**Kane County Expenditure Report - Detail**  
**Through December 31, 2019 (8.3% YTD, 7.69% Payroll)**

	Current Month	Total Amended	Total Amended	YTD Actual	YTD	Total % Used
	Transactions	Budget	Budget excluding	Transactions	Encumbrances	
	\$	\$	Net Income	\$	\$	
<b>360 Public Defender</b>	\$ 308,441	\$ 4,180,151	\$ 4,180,151	\$ 308,441	\$ -	7.38%
<b>001 General Fund</b>	\$ 308,441	\$ 4,179,151	\$ 4,179,151	\$ 308,441	\$ -	7.38%
Personnel Services- Salaries & Wages	\$ 253,929	\$ 3,330,129	\$ 3,330,129	\$ 253,929	\$ -	7.63%
Personnel Services- Employee Benefits	\$ 53,727	\$ 675,722	\$ 675,722	\$ 53,727	\$ -	7.95%
Contractual Services	\$ 469	\$ 101,800	\$ 101,800	\$ 469	\$ -	0.46%
Commodities	\$ 317	\$ 71,500	\$ 71,500	\$ 317	\$ -	0.44%
<b>244 Public Defender Rec Automation</b>	\$ -	\$ 1,000	\$ 1,000	\$ -	\$ -	0.00%
Contractual Services	\$ -	\$ 1,000	\$ 1,000	\$ -	\$ -	0.00%
<b>370 Law Library</b>	\$ 12,766	\$ 315,546	\$ 315,546	\$ 12,766	\$ -	4.05%
<b>250 Law Library</b>	\$ 12,766	\$ 315,546	\$ 315,546	\$ 12,766	\$ -	4.05%
Personnel Services- Salaries & Wages	\$ 9,411	\$ 122,412	\$ 122,412	\$ 9,411	\$ -	7.69%
Personnel Services- Employee Benefits	\$ 2,696	\$ 35,055	\$ 35,055	\$ 2,696	\$ -	7.69%
Contractual Services	\$ -	\$ 28,705	\$ 28,705	\$ -	\$ -	0.00%
Commodities	\$ 659	\$ 129,374	\$ 129,374	\$ 659	\$ -	0.51%
<b>380 Sheriff</b>	\$ 2,065,004	\$ 32,786,594	\$ 33,374,500	\$ 2,065,004	\$ 1,329	6.19%
<b>001 General Fund</b>	\$ 2,062,926	\$ 32,444,969	\$ 33,034,135	\$ 2,062,926	\$ 1,329	6.24%
Personnel Services- Salaries & Wages	\$ 1,680,537	\$ 23,963,478	\$ 23,963,478	\$ 1,680,537	\$ -	7.01%
Personnel Services- Employee Benefits	\$ 306,869	\$ 4,802,451	\$ 4,802,451	\$ 306,869	\$ -	6.39%
Contractual Services	\$ 4,978	\$ 2,736,360	\$ 2,736,360	\$ 4,978	\$ 377	0.18%
Commodities	\$ 70,543	\$ 1,531,846	\$ 1,531,846	\$ 70,543	\$ 953	4.61%
Services	\$ -	\$ (589,166)	\$ -	\$ -	\$ -	N/A
<b>247 EMA Volunteer Fund</b>	\$ -	\$ 3,400	\$ 3,040	\$ -	\$ -	0.00%
Contractual Services	\$ -	\$ 2,500	\$ 2,500	\$ -	\$ -	0.00%
Commodities	\$ -	\$ 540	\$ 540	\$ -	\$ -	0.00%
Contingency and Other	\$ -	\$ 360	\$ -	\$ -	\$ -	N/A
<b>248 KC Emergency Planning</b>	\$ 2,078	\$ 4,000	\$ 3,100	\$ 2,078	\$ -	67.02%
Contractual Services	\$ 2,078	\$ 2,125	\$ 2,125	\$ 2,078	\$ -	97.76%
Commodities	\$ -	\$ 975	\$ 975	\$ -	\$ -	0.00%
Contingency and Other	\$ -	\$ 900	\$ -	\$ -	\$ -	N/A
<b>249 Bomb Squad SWAT</b>	\$ -	\$ 2,100	\$ 2,100	\$ -	\$ -	0.00%
Contractual Services	\$ -	\$ 2,100	\$ 2,100	\$ -	\$ -	0.00%
<b>251 Canteen Commission</b>	\$ -	\$ 200,000	\$ 200,000	\$ -	\$ -	0.00%
Contractual Services	\$ -	\$ 200,000	\$ 200,000	\$ -	\$ -	0.00%
Commodities	\$ -	\$ -	\$ -	\$ -	\$ -	N/A
<b>252 County Sheriff DEF Federal</b>	\$ -	\$ 24,000	\$ 24,000	\$ -	\$ -	0.00%
Contractual Services	\$ -	\$ 24,000	\$ 24,000	\$ -	\$ -	0.00%
<b>253 County Sheriff DEF Local</b>	\$ -	\$ 50,000	\$ 50,000	\$ -	\$ -	0.00%
Contractual Services	\$ -	\$ 50,000	\$ 50,000	\$ -	\$ -	0.00%
<b>254 FATS</b>	\$ -	\$ 1,200	\$ 1,200	\$ -	\$ -	0.00%
Contractual Services	\$ -	\$ 1,200	\$ 1,200	\$ -	\$ -	0.00%
<b>255 K-9 Unit</b>	\$ -	\$ 3,000	\$ 3,000	\$ -	\$ -	0.00%
Contractual Services	\$ -	\$ 3,000	\$ 3,000	\$ -	\$ -	0.00%
<b>256 Vehicle Maintenance/Purchase</b>	\$ -	\$ 8,000	\$ 8,000	\$ -	\$ -	0.00%
Commodities	\$ -	\$ 8,000	\$ 8,000	\$ -	\$ -	0.00%
<b>257 Sheriff DUI Fund</b>	\$ -	\$ 5,000	\$ 5,000	\$ -	\$ -	0.00%
Contractual Services	\$ -	\$ 5,000	\$ 5,000	\$ -	\$ -	0.00%
<b>258 Sheriffs Office Money Laundering</b>	\$ -	\$ 5,000	\$ 5,000	\$ -	\$ -	0.00%
Contractual Services	\$ -	\$ 5,000	\$ 5,000	\$ -	\$ -	0.00%
<b>259 Transportation Safety Highway HB</b>	\$ -	\$ 5,000	\$ 5,000	\$ -	\$ -	0.00%
Personnel Services- Salaries & Wages	\$ -	\$ 5,000	\$ 5,000	\$ -	\$ -	0.00%

**Kane County Expenditure Report - Detail**  
**Through December 31, 2019 (8.3% YTD, 7.69% Payroll)**

	Current Month Transactions	Total Amended Budget	Total Amended Budget excluding Net Income	YTD Actual Transactions	YTD Encumbrances	Total % Used
<b>262 AJF Medical Cost</b>	\$ -	\$ 25,425	\$ 25,425	\$ -	\$ -	0.00%
Contractual Services	\$ -	\$ 25,425	\$ 25,425	\$ -	\$ -	0.00%
<b>263 Sheriff Civil Operations</b>	\$ -	\$ 5,500	\$ 5,500	\$ -	\$ -	0.00%
Contractual Services	\$ -	\$ 5,500	\$ 5,500	\$ -	\$ -	0.00%
<b>420 Merit Commission</b>	\$ 6,205	\$ 98,578	\$ 98,578	\$ 6,205	\$ -	6.29%
<b>001 General Fund</b>	\$ 6,205	\$ 98,578	\$ 98,578	\$ 6,205	\$ -	6.29%
Personnel Services- Salaries & Wages	\$ 4,893	\$ 75,357	\$ 75,357	\$ 4,893	\$ -	6.49%
Personnel Services- Employee Benefits	\$ 530	\$ 6,171	\$ 6,171	\$ 530	\$ -	8.59%
Contractual Services	\$ 782	\$ 16,550	\$ 16,550	\$ 782	\$ -	4.72%
Commodities	\$ -	\$ 500	\$ 500	\$ -	\$ -	0.00%
<b>425 Kane Comm</b>	\$ 277,796	\$ 2,225,224	\$ 2,225,224	\$ 277,796	\$ 726	12.48%
<b>269 Kane Comm</b>	\$ 277,796	\$ 2,225,224	\$ 2,225,224	\$ 277,796	\$ 726	12.48%
Personnel Services- Salaries & Wages	\$ 118,132	\$ 1,442,671	\$ 1,442,671	\$ 118,132	\$ -	8.19%
Personnel Services- Employee Benefits	\$ 39,155	\$ 499,041	\$ 499,041	\$ 39,155	\$ -	7.85%
Contractual Services	\$ 9,595	\$ 165,569	\$ 165,569	\$ 9,595	\$ -	5.80%
Commodities	\$ 372	\$ 7,400	\$ 7,400	\$ 372	\$ 726	5.02%
Transfers Out	\$ 110,543	\$ 110,543	\$ 110,543	\$ 110,543	\$ -	100.00%
<b>430 Court Services</b>	\$ 1,168,858	\$ 15,280,998	\$ 15,433,528	\$ 1,168,858	\$ 3,577	7.57%
<b>001 General Fund</b>	\$ 871,420	\$ 12,967,122	\$ 13,119,652	\$ 871,420	\$ 3,577	6.64%
Personnel Services- Salaries & Wages	\$ 668,862	\$ 9,603,963	\$ 9,603,963	\$ 668,862	\$ -	6.96%
Personnel Services- Employee Benefits	\$ 155,686	\$ 2,141,708	\$ 2,141,708	\$ 155,686	\$ -	7.27%
Contractual Services	\$ 35,538	\$ 1,100,386	\$ 1,100,386	\$ 35,538	\$ 3,101	3.23%
Commodities	\$ 11,333	\$ 241,558	\$ 273,595	\$ 11,333	\$ 476	4.14%
Services	\$ -	\$ (120,493)	\$ -	\$ -	\$ -	N/A
<b>270 Probation Services</b>	\$ 261,617	\$ 1,716,526	\$ 1,716,526	\$ 261,617	\$ -	15.24%
Contractual Services	\$ 15,913	\$ 1,456,072	\$ 1,456,072	\$ 15,913	\$ -	1.09%
Commodities	\$ -	\$ 14,750	\$ 14,750	\$ -	\$ -	0.00%
Transfers Out	\$ 245,704	\$ 245,704	\$ 245,704	\$ 245,704	\$ -	100.00%
<b>271 Substance Abuse Screening</b>	\$ -	\$ 80,000	\$ 80,000	\$ -	\$ -	0.00%
Contractual Services	\$ -	\$ 75,000	\$ 75,000	\$ -	\$ -	0.00%
Commodities	\$ -	\$ 5,000	\$ 5,000	\$ -	\$ -	0.00%
<b>273 Drug Court Special Resources</b>	\$ 35,821	\$ 481,650	\$ 481,650	\$ 35,821	\$ -	7.44%
Personnel Services- Salaries & Wages	\$ 27,099	\$ -	\$ -	\$ 27,099	\$ -	N/A
Personnel Services- Employee Benefits	\$ 8,327	\$ -	\$ -	\$ 8,327	\$ -	N/A
Contractual Services	\$ 1,250	\$ 462,950	\$ 462,950	\$ 1,250	\$ -	0.27%
Commodities	\$ (855)	\$ 18,700	\$ 18,700	\$ (855)	\$ -	(4.57%)
<b>276 Probation Victim Services</b>	\$ -	\$ 10,000	\$ 10,000	\$ -	\$ -	0.00%
Contractual Services	\$ -	\$ 10,000	\$ 10,000	\$ -	\$ -	0.00%
<b>277 Victim Impact Panel</b>	\$ -	\$ 25,000	\$ 25,000	\$ -	\$ -	0.00%
Contractual Services	\$ -	\$ 25,000	\$ 25,000	\$ -	\$ -	0.00%



**Kane County Expenditure Report - Detail**  
**Through December 31, 2019 (8.3% YTD, 7.69% Payroll)**

	Current Month Transactions	Total Amended Budget	Total Amended Budget excluding Net Income	YTD Actual Transactions	YTD Encumbrances	Total % Used
<b>278 Juvenile Justice Donation Fund</b>	\$ -	\$ 700	\$ 700	\$ -	\$ -	0.00%
Commodities	\$ -	\$ 700	\$ 700	\$ -	\$ -	0.00%
<b>490 Coroner</b>	\$ 69,970	\$ 1,159,395	\$ 1,159,395	\$ 69,970	\$ -	6.04%
<b>001 General Fund</b>	\$ 65,089	\$ 1,020,385	\$ 1,020,385	\$ 65,089	\$ -	6.38%
Personnel Services- Salaries & Wages	\$ 49,572	\$ 592,247	\$ 592,247	\$ 49,572	\$ -	8.37%
Personnel Services- Employee Benefits	\$ 13,200	\$ 158,425	\$ 158,425	\$ 13,200	\$ -	8.33%
Contractual Services	\$ 2,259	\$ 263,313	\$ 263,313	\$ 2,259	\$ -	0.86%
Commodities	\$ 58	\$ 6,400	\$ 6,400	\$ 58	\$ -	0.91%
<b>289 Coroner Administration</b>	\$ 4,881	\$ 139,010	\$ 139,010	\$ 4,881	\$ -	3.51%
Contractual Services	\$ 64	\$ 29,260	\$ 29,260	\$ 64	\$ -	0.22%
Commodities	\$ 4,817	\$ 74,750	\$ 74,750	\$ 4,817	\$ -	6.44%
Capital	\$ -	\$ 35,000	\$ 35,000	\$ -	\$ -	0.00%
<b>500 Animal Control</b>	\$ 47,268	\$ 871,700	\$ 871,700	\$ 47,268	\$ 840	5.42%
<b>290 Animal Control</b>	\$ 47,268	\$ 871,700	\$ 871,700	\$ 47,268	\$ 840	5.42%
Personnel Services- Salaries & Wages	\$ 30,691	\$ 446,234	\$ 446,234	\$ 30,691	\$ -	6.88%
Personnel Services- Employee Benefits	\$ 8,341	\$ 165,128	\$ 165,128	\$ 8,341	\$ -	5.05%
Contractual Services	\$ 573	\$ 148,484	\$ 148,484	\$ 573	\$ -	0.39%
Commodities	\$ 7,663	\$ 99,854	\$ 99,854	\$ 7,663	\$ 840	7.67%
Capital	\$ -	\$ 12,000	\$ 12,000	\$ -	\$ -	0.00%
<b>520 Transportation</b>	\$ 6,589,337	\$ 90,861,939	\$ 90,204,939	\$ 6,589,337	\$ 55,449,196	7.30%
<b>300 County Highway</b>	\$ 431,070	\$ 8,671,663	\$ 8,571,663	\$ 431,070	\$ 2,797,534	5.03%
Personnel Services- Salaries & Wages	\$ 179,956	\$ 2,790,833	\$ 2,790,833	\$ 179,956	\$ -	6.45%
Personnel Services- Employee Benefits	\$ 61,507	\$ 1,069,917	\$ 1,069,917	\$ 61,507	\$ -	5.75%
Contractual Services	\$ 2,546	\$ 1,697,141	\$ 1,597,141	\$ 2,546	\$ 2,158,542	0.16%
Commodities	\$ 1,697	\$ 791,500	\$ 791,500	\$ 1,697	\$ 262,026	0.21%
Capital	\$ 104	\$ 2,137,012	\$ 2,137,012	\$ 104	\$ 376,966	0.00%
Transfers Out	\$ 185,260	\$ 185,260	\$ 185,260	\$ 185,260	\$ -	100.00%
<b>301 County Bridge</b>	\$ -	\$ 410,000	\$ 410,000	\$ -	\$ 575,123	0.00%
Contractual Services	\$ -	\$ 410,000	\$ 410,000	\$ -	\$ 575,123	0.00%
<b>302 Motor Fuel Tax</b>	\$ 3,818,014	\$ 14,083,342	\$ 14,083,342	\$ 3,818,014	\$ 6,239,597	27.11%
Personnel Services- Salaries & Wages	\$ 187,245	\$ 2,650,138	\$ 2,650,138	\$ 187,245	\$ -	7.07%
Personnel Services- Employee Benefits	\$ 30,968	\$ 1,066,377	\$ 1,066,377	\$ 30,968	\$ -	2.90%
Contractual Services	\$ -	\$ 722,239	\$ 722,239	\$ -	\$ 1,446,881	0%
Capital	\$ -	\$ 6,044,787	\$ 6,044,787	\$ -	\$ 4,792,716	0.00%
Transfers Out	\$ 3,599,801	\$ 3,599,801	\$ 3,599,801	\$ 3,599,801	\$ -	100.00%
<b>303 County Highway Matching</b>	\$ -	\$ 67,270	\$ 67,270	\$ -	\$ 134,540	0.00%
Commodities	\$ -	\$ 67,270	\$ 67,270	\$ -	\$ 134,540	0.00%

**Kane County Expenditure Report - Detail**  
**Through December 31, 2019 (8.3% YTD, 7.69% Payroll)**

	Current Month	Total Amended	Total Amended	YTD Actual	YTD	Total % Used
	Transactions	Budget	Budget excluding	Transactions	Encumbrances	
			Net Income			
<b>304 Motor Fuel Local Option</b>	\$ 184,461	\$ 17,308,176	\$ 17,308,176	\$ 184,461	\$ 8,317,057	1.07%
Contractual Services	\$ 551	\$ 12,554,934	\$ 12,554,934	\$ 551	\$ 4,931,134	0.00%
Commodities	\$ 128,532	\$ 2,332,000	\$ 2,332,000	\$ 128,532	\$ 3,384,156	5.51%
Capital	\$ -	\$ 2,365,000	\$ 2,365,000	\$ -	\$ 1,767	0.00%
Transfers Out	\$ 55,378	\$ 56,242	\$ 56,242	\$ 55,378	\$ -	98.46%
<b>305 Transportation Sales Tax</b>	\$ 2,155,792	\$ 29,402,949	\$ 29,402,949	\$ 2,155,792	\$ 23,595,769	7.33%
Contractual Services	\$ 4,199	\$ 6,841,496	\$ 6,841,496	\$ 4,199	\$ 7,114,551	0.06%
Capital	\$ 2,151,593	\$ 22,561,453	\$ 22,561,453	\$ 2,151,593	\$ 16,481,218	9.54%
<b>515 Longmeadow Bond Construction</b>	\$ -	\$ 11,040,000	\$ 11,040,000	\$ -	\$ 6,992,649	0.00%
Capital	\$ -	\$ 11,040,000	\$ 11,040,000	\$ -	\$ 6,992,649	0.00%
<b>540 Transportation Capital</b>	\$ -	\$ 1,274,796	\$ 1,274,796	\$ -	\$ 2,948,802	0.00%
Contractual Services	\$ -	\$ 370,861	\$ 370,861	\$ -	\$ 1,615,182	0.00%
Capital	\$ -	\$ 903,935	\$ 903,935	\$ -	\$ 1,333,619	0.00%
<b>550 Aurora Area Impact Fees</b>	\$ -	\$ 670,000	\$ 670,000	\$ -	\$ -	0.00%
Contractual Services	\$ -	\$ 100,000	\$ 100,000	\$ -	\$ -	0.00%
Capital	\$ -	\$ 570,000	\$ 570,000	\$ -	\$ -	0.00%
<b>551 Campton Hills Impact Fees</b>	\$ -	\$ 574,107	\$ 574,107	\$ -	\$ 83,767	0.00%
Contractual Services	\$ -	\$ 100,000	\$ 100,000	\$ -	\$ 44,660	0.00%
Capital	\$ -	\$ 474,107	\$ 474,107	\$ -	\$ 39,107	0.00%
<b>552 Greater Elgin Impact Fees</b>	\$ -	\$ 533,194	\$ 533,194	\$ -	\$ 140,050	0.00%
Contractual Services	\$ -	\$ -	\$ -	\$ -	\$ 16,856	N/A
Capital	\$ -	\$ 533,194	\$ 533,194	\$ -	\$ 123,194	0.00%
<b>553 Northwest Impact Fees</b>	\$ -	\$ 190,000	\$ 190,000	\$ -	\$ -	0.00%
Capital	\$ -	\$ 190,000	\$ 190,000	\$ -	\$ -	0.00%
<b>554 Southwest Impact Fees</b>	\$ -	\$ 2,000	\$ -	\$ -	\$ 195,602	N/A
Contractual Services	\$ -	\$ -	\$ -	\$ -	\$ 195,602	N/A
Contingency and Other	\$ -	\$ 2,000	\$ -	\$ -	\$ -	N/A
<b>555 Tri-Cities Impact Fees</b>	\$ -	\$ 909,442	\$ 909,442	\$ -	\$ 771,697	0.00%
Contractual Services	\$ -	\$ -	\$ -	\$ -	\$ 8,800	N/A
Capital	\$ -	\$ 909,442	\$ 909,442	\$ -	\$ 762,897	0.00%
<b>556 Upper Fox Impact Fees</b>	\$ -	\$ 635,000	\$ 635,000	\$ -	\$ -	0.00%
Capital	\$ -	\$ 635,000	\$ 635,000	\$ -	\$ -	0.00%
<b>557 West Central Impact Fees</b>	\$ -	\$ 65,000	\$ 65,000	\$ -	\$ -	0.00%
Capital	\$ -	\$ 65,000	\$ 65,000	\$ -	\$ -	0.00%
<b>558 North Impact Fees</b>	\$ -	\$ 925,000	\$ 370,000	\$ -	\$ 545,343	0.00%
Contractual Services	\$ -	\$ -	\$ -	\$ -	\$ 545,343	N/A
Contingency and Other	\$ -	\$ 555,000	\$ -	\$ -	\$ -	N/A
Capital	\$ -	\$ 325,000	\$ 325,000	\$ -	\$ -	0.00%
Transfers Out	\$ -	\$ 45,000	\$ 45,000	\$ -	\$ -	0.00%
<b>559 Central Impact Fees</b>	\$ -	\$ 3,047,500	\$ 3,047,500	\$ -	\$ 91,481	0.00%
Contractual Services	\$ -	\$ 180,000	\$ 180,000	\$ -	\$ 91,481	0.00%
Capital	\$ -	\$ 2,840,000	\$ 2,840,000	\$ -	\$ -	0.00%
Transfers Out	\$ -	\$ 27,500	\$ 27,500	\$ -	\$ -	0.00%
<b>560 South Impact Fees</b>	\$ -	\$ 1,052,500	\$ 1,052,500	\$ -	\$ 2,020,186	0.00%
Contractual Services	\$ -	\$ -	\$ -	\$ -	\$ 5,186	N/A
Capital	\$ -	\$ 1,025,000	\$ 1,025,000	\$ -	\$ 2,015,000	0.00%
Transfers Out	\$ -	\$ 27,500	\$ 27,500	\$ -	\$ -	0.00%
<b>580 Health</b>	\$ 419,604	\$ 6,651,848	\$ 6,651,848	\$ 419,604	\$ 12,417	6.31%
<b>350 County Health</b>	\$ 361,709	\$ 6,093,231	\$ 6,093,231	\$ 361,709	\$ 6,325	5.94%
Personnel Services- Salaries & Wages	\$ 218,449	\$ 3,596,384	\$ 3,596,384	\$ 218,449	\$ -	6.07%
Personnel Services- Employee Benefits	\$ 82,856	\$ 1,186,338	\$ 1,186,338	\$ 82,856	\$ -	6.98%
Contractual Services	\$ 59,654	\$ 824,353	\$ 824,353	\$ 59,654	\$ (669)	7.24%
Commodities	\$ 750	\$ 448,156	\$ 448,156	\$ 750	\$ 6,994	0.17%

**Kane County Expenditure Report - Detail**  
**Through December 31, 2019 (8.3% YTD, 7.69% Payroll)**

	Current Month Transactions	Total Amended Budget	Total Amended Budget excluding Net Income	YTD Actual Transactions	YTD Encumbrances	Total % Used
<b>351 Kane Kares</b>	\$ 57,895	\$ 558,617	\$ 558,617	\$ 57,895	\$ 6,092	<b>10.36%</b>
Personnel Services- Salaries & Wages	\$ 25,563	\$ 333,947	\$ 333,947	\$ 25,563	\$ -	7.65%
Personnel Services- Employee Benefits	\$ 9,483	\$ 125,960	\$ 125,960	\$ 9,483	\$ -	7.53%
Contractual Services	\$ 22,789	\$ 81,649	\$ 81,649	\$ 22,789	\$ 5,419	27.91%
Commodities	\$ 60	\$ 17,061	\$ 17,061	\$ 60	\$ 673	0.35%
<b>660 Veterans' Commission</b>	\$ 21,498	\$ 334,505	\$ 334,505	\$ 21,498	\$ 172	<b>6.43%</b>
<b>380 Veterans' Commission</b>	\$ 21,498	\$ 334,505	\$ 334,505	\$ 21,498	\$ 172	<b>6.43%</b>
Personnel Services- Salaries & Wages	\$ 14,882	\$ 194,547	\$ 194,547	\$ 14,882	\$ -	7.65%
Personnel Services- Employee Benefits	\$ 6,540	\$ 89,309	\$ 89,309	\$ 6,540	\$ -	7.32%
Contractual Services	\$ 76	\$ 47,563	\$ 47,563	\$ 76	\$ -	0.16%
Commodities	\$ -	\$ 3,086	\$ 3,086	\$ -	\$ 172	0.00%
<b>670 Environmental Management</b>	\$ 15,974	\$ 937,210	\$ 937,210	\$ 15,974	\$ 696,832	<b>1.70%</b>
<b>001 General Fund</b>	\$ -	\$ 465,469	\$ 465,469	\$ -	\$ -	<b>0.00%</b>
Personnel Services- Salaries & Wages	\$ -	\$ 409,241	\$ 409,241	\$ -	\$ -	0.00%
Personnel Services- Employee Benefits	\$ -	\$ 50,171	\$ 50,171	\$ -	\$ -	0.00%
Contractual Services	\$ -	\$ 4,650	\$ 4,650	\$ -	\$ -	0.00%
Commodities	\$ -	\$ 1,407	\$ 1,407	\$ -	\$ -	0.00%
<b>420 Stormwater Management</b>	\$ 828	\$ 112,392	\$ 112,392	\$ 828	\$ 1,642	<b>0.74%</b>
Personnel Services- Salaries & Wages	\$ 682	\$ 7,415	\$ 7,415	\$ 682	\$ -	9.20%
Personnel Services- Employee Benefits	\$ 146	\$ 3,627	\$ 3,627	\$ 146	\$ -	4.02%
Contractual Services	\$ -	\$ 101,350	\$ 101,350	\$ -	\$ 1,642	0.00%
<b>650 Enterprise Surcharge</b>	\$ 15,146	\$ 359,349	\$ 359,349	\$ 15,146	\$ 141,087	<b>4.21%</b>
Personnel Services- Salaries & Wages	\$ 11,562	\$ 115,416	\$ 115,416	\$ 11,562	\$ -	10.02%
Personnel Services- Employee Benefits	\$ 3,553	\$ 35,031	\$ 35,031	\$ 3,553	\$ -	10.14%
Contractual Services	\$ -	\$ 173,427	\$ 173,427	\$ -	\$ 141,899	0.00%
Commodities	\$ 31	\$ 35,475	\$ 35,475	\$ 31	\$ (812)	0.09%
<b>651 Enterprise General</b>	\$ -	\$ -	\$ -	\$ -	\$ 554,103	<b>N/A</b>
Contractual Services	\$ -	\$ -	\$ -	\$ -	\$ 554,103	N/A
<b>690 Development</b>	\$ 244,304	\$ 6,833,003	\$ 6,795,710	\$ 244,304	\$ 185,324	<b>3.59%</b>
<b>001 General Fund</b>	\$ 117,212	\$ 1,122,436	\$ 1,122,436	\$ 117,212	\$ -	<b>10.44%</b>
Personnel Services- Salaries & Wages	\$ 94,446	\$ 822,555	\$ 822,555	\$ 94,446	\$ -	11.48%
Personnel Services- Employee Benefits	\$ 21,767	\$ 204,955	\$ 204,955	\$ 21,767	\$ -	10.62%
Contractual Services	\$ 410	\$ 71,946	\$ 71,946	\$ 410	\$ -	0.57%
Commodities	\$ 589	\$ 22,980	\$ 22,980	\$ 589	\$ -	2.56%
<b>400 Economic Development</b>	\$ 20,724	\$ 141,819	\$ 141,819	\$ 20,724	\$ -	<b>14.61%</b>
Personnel Services- Salaries & Wages	\$ 461	\$ 42,236	\$ 42,236	\$ 461	\$ -	1.09%
Personnel Services- Employee Benefits	\$ 263	\$ 18,419	\$ 18,419	\$ 263	\$ -	1.43%
Contractual Services	\$ 20,000	\$ 80,764	\$ 80,764	\$ 20,000	\$ -	24.76%
Commodities	\$ -	\$ 400	\$ 400	\$ -	\$ -	0.00%
<b>401 Community Dev Block Program</b>	\$ 13,929	\$ 1,913,505	\$ 1,913,505	\$ 13,929	\$ -	<b>0.73%</b>
Personnel Services- Salaries & Wages	\$ 10,727	\$ 134,824	\$ 134,824	\$ 10,727	\$ -	7.96%
Personnel Services- Employee Benefits	\$ 3,202	\$ 37,971	\$ 37,971	\$ 3,202	\$ -	8.43%
Contractual Services	\$ -	\$ 1,713,143	\$ 1,713,143	\$ -	\$ -	0.00%
Commodities	\$ -	\$ 5,767	\$ 5,767	\$ -	\$ -	0.00%
Transfers Out	\$ -	\$ 21,800	\$ 21,800	\$ -	\$ -	0.00%
<b>402 HOME Program</b>	\$ 5,001	\$ 1,020,914	\$ 1,020,914	\$ 5,001	\$ -	<b>0.49%</b>
Personnel Services- Salaries & Wages	\$ 4,120	\$ 55,869	\$ 55,869	\$ 4,120	\$ -	7.37%
Personnel Services- Employee Benefits	\$ 881	\$ 12,432	\$ 12,432	\$ 881	\$ -	7.09%
Contractual Services	\$ -	\$ 951,157	\$ 951,157	\$ -	\$ -	0.00%
Commodities	\$ -	\$ 1,456	\$ 1,456	\$ -	\$ -	0.00%

**Kane County Expenditure Report - Detail**  
**Through December 31, 2019 (8.3% YTD, 7.69% Payroll)**

	Current Month Transactions	Total Amended Budget	Total Amended Budget excluding		YTD Actual Transactions	YTD Encumbrances	Total % Used
			Net Income				
<b>404 Homeless Management Info Systems</b>	\$ 5,266	\$ 155,937	\$ 155,937	\$ 155,937	\$ 5,266	\$ -	<b>3.38%</b>
Personnel Services- Salaries & Wages	\$ 3,936	\$ 57,518	\$ 57,518	\$ 57,518	\$ 3,936	\$ -	6.84%
Personnel Services- Employee Benefits	\$ 1,328	\$ 17,140	\$ 17,140	\$ 17,140	\$ 1,328	\$ -	7.75%
Contractual Services	\$ 2	\$ 79,567	\$ 79,567	\$ 79,567	\$ 2	\$ -	0.00%
Commodities	\$ -	\$ 1,712	\$ 1,712	\$ 1,712	\$ -	\$ -	0.00%
<b>405 Cost Share Drainage</b>	\$ -	\$ 309,793	\$ 292,500	\$ 292,500	\$ -	\$ 128,369	<b>0.00%</b>
Contractual Services	\$ -	\$ 210,660	\$ 210,660	\$ 210,660	\$ -	\$ 81,417	0.00%
Commodities	\$ -	\$ 840	\$ 840	\$ 840	\$ -	\$ -	0.00%
Contingency and Other	\$ -	\$ 17,293	\$ -	\$ -	\$ -	\$ -	N/A
Capital	\$ -	\$ 81,000	\$ 81,000	\$ 81,000	\$ -	\$ 46,952	0.00%
<b>406 OCR &amp; Recovery Act Programs</b>	\$ 1,926	\$ 360,373	\$ 360,373	\$ 360,373	\$ 1,926	\$ -	<b>0.53%</b>
Personnel Services- Salaries & Wages	\$ 1,618	\$ 17,483	\$ 17,483	\$ 17,483	\$ 1,618	\$ -	9.25%
Personnel Services- Employee Benefits	\$ 308	\$ 3,156	\$ 3,156	\$ 3,156	\$ 308	\$ -	9.75%
Contractual Services	\$ -	\$ 339,734	\$ 339,734	\$ 339,734	\$ -	\$ -	0.00%
<b>407 Quality of Kane Grants</b>	\$ -	\$ 30,110	\$ 30,110	\$ 30,110	\$ -	\$ -	<b>0.00%</b>
Contractual Services	\$ -	\$ 30,110	\$ 30,110	\$ 30,110	\$ -	\$ -	0.00%
<b>408 Neighborhood Stabilization Progr</b>	\$ -	\$ 20,000	\$ -	\$ -	\$ -	\$ -	<b>N/A</b>
Contingency and Other	\$ -	\$ 20,000	\$ -	\$ -	\$ -	\$ -	N/A
<b>409 Continuum of Care Planning Grant</b>	\$ 4,717	\$ 75,852	\$ 75,852	\$ 75,852	\$ 4,717	\$ -	<b>6.22%</b>
Personnel Services- Salaries & Wages	\$ 3,705	\$ 33,145	\$ 33,145	\$ 33,145	\$ 3,705	\$ -	11.18%
Personnel Services- Employee Benefits	\$ 1,013	\$ 9,498	\$ 9,498	\$ 9,498	\$ 1,013	\$ -	10.66%
Contractual Services	\$ -	\$ 31,450	\$ 31,450	\$ 31,450	\$ -	\$ -	0.00%
Commodities	\$ -	\$ 1,759	\$ 1,759	\$ 1,759	\$ -	\$ -	0.00%
<b>410 Elgin CDBG</b>	\$ 64,163	\$ 344,650	\$ 344,650	\$ 344,650	\$ 64,163	\$ -	<b>18.62%</b>
Personnel Services- Salaries & Wages	\$ 6,868	\$ 85,030	\$ 85,030	\$ 85,030	\$ 6,868	\$ -	8.08%
Personnel Services- Employee Benefits	\$ 2,182	\$ 24,273	\$ 24,273	\$ 24,273	\$ 2,182	\$ -	8.99%
Contractual Services	\$ 55,113	\$ 233,118	\$ 233,118	\$ 233,118	\$ 55,113	\$ -	23.64%
Commodities	\$ -	\$ 2,229	\$ 2,229	\$ 2,229	\$ -	\$ -	0.00%
<b>425 Blighted Structure Demolition</b>	\$ -	\$ 120,000	\$ 120,000	\$ 120,000	\$ -	\$ -	<b>0.00%</b>
Contractual Services	\$ -	\$ 120,000	\$ 120,000	\$ 120,000	\$ -	\$ -	0.00%
<b>435 Growing for Kane</b>	\$ -	\$ 28,746	\$ 28,746	\$ 28,746	\$ -	\$ -	<b>0.00%</b>
Contractual Services	\$ -	\$ 27,156	\$ 27,156	\$ 27,156	\$ -	\$ -	0.00%
Commodities	\$ -	\$ 1,590	\$ 1,590	\$ 1,590	\$ -	\$ -	0.00%
<b>520 Mill Creek Special Service Area</b>	\$ 11,366	\$ 1,155,075	\$ 1,155,075	\$ 1,155,075	\$ 11,366	\$ 56,955	<b>0.98%</b>
Personnel Services- Salaries & Wages	\$ 4,006	\$ 53,354	\$ 53,354	\$ 53,354	\$ 4,006	\$ -	7.51%
Personnel Services- Employee Benefits	\$ 725	\$ 9,811	\$ 9,811	\$ 9,811	\$ 725	\$ -	7.39%
Contractual Services	\$ 4,159	\$ 1,074,510	\$ 1,074,510	\$ 1,074,510	\$ 4,159	\$ 56,955	0.39%
Commodities	\$ 75	\$ 15,000	\$ 15,000	\$ 15,000	\$ 75	\$ -	0.50%
Transfers Out	\$ 2,400	\$ 2,400	\$ 2,400	\$ 2,400	\$ 2,400	\$ -	100.00%
<b>5300 Sunvale SBA SW 37</b>	\$ -	\$ 488	\$ 488	\$ 488	\$ -	\$ -	<b>0.00%</b>
Transfers Out	\$ -	\$ 488	\$ 488	\$ 488	\$ -	\$ -	0.00%
<b>5301 Middle Creek SBA SW38</b>	\$ -	\$ 1,950	\$ 1,950	\$ 1,950	\$ -	\$ -	<b>0.00%</b>
Contractual Services	\$ -	\$ 200	\$ 200	\$ 200	\$ -	\$ -	0.00%
Transfers Out	\$ -	\$ 1,750	\$ 1,750	\$ 1,750	\$ -	\$ -	0.00%
<b>5302 Shirewood Farm SSA SW39</b>	\$ -	\$ 2,348	\$ 2,348	\$ 2,348	\$ -	\$ -	<b>0.00%</b>
Transfers Out	\$ -	\$ 2,348	\$ 2,348	\$ 2,348	\$ -	\$ -	0.00%
<b>5303 Ogden Gardens SBA SW40</b>	\$ -	\$ 2,540	\$ 2,540	\$ 2,540	\$ -	\$ -	<b>0.00%</b>
Transfers Out	\$ -	\$ 2,540	\$ 2,540	\$ 2,540	\$ -	\$ -	0.00%
<b>5304 Wildwood West SBA SW41</b>	\$ -	\$ 9,752	\$ 9,752	\$ 9,752	\$ -	\$ -	<b>0.00%</b>
Contractual Services	\$ -	\$ 1,000	\$ 1,000	\$ 1,000	\$ -	\$ -	0.00%
Transfers Out	\$ -	\$ 8,752	\$ 8,752	\$ 8,752	\$ -	\$ -	0.00%
<b>5306 Cheval DeSelle Venetian SBA SW43</b>	\$ -	\$ 5,129	\$ 5,129	\$ 5,129	\$ -	\$ -	<b>0.00%</b>
Transfers Out	\$ -	\$ 5,129	\$ 5,129	\$ 5,129	\$ -	\$ -	0.00%

**Kane County Expenditure Report - Detail**  
**Through December 31, 2019 (8.3% YTD, 7.69% Payroll)**

	Current Month Transactions	Total Amended Budget	Total Amended Budget excluding Net Income	YTD Actual Transactions	YTD Encumbrances	Total % Used
<b>5308 Plank Road Estates SBA SW45</b>	\$ -	\$ 3,386	\$ 3,386	\$ -	\$ -	0.00%
<i>Transfers Out</i>	\$ -	\$ 3,386	\$ 3,386	\$ -	\$ -	0.00%
<b>5310 Exposition View SBA SW47</b>	\$ -	\$ 4,105	\$ 4,105	\$ -	\$ -	0.00%
<i>Contractual Services</i>	\$ -	\$ 379	\$ 379	\$ -	\$ -	0.00%
<i>Transfers Out</i>	\$ -	\$ 3,726	\$ 3,726	\$ -	\$ -	0.00%
<b>5311 Pasadena Drive SBA SW48</b>	\$ -	\$ 2,880	\$ 2,880	\$ -	\$ -	0.00%
<i>Contractual Services</i>	\$ -	\$ 420	\$ 420	\$ -	\$ -	0.00%
<i>Transfers Out</i>	\$ -	\$ 2,460	\$ 2,460	\$ -	\$ -	0.00%
<b>5312 Tamara Dittman SBA SW 50</b>	\$ -	\$ 1,215	\$ 1,215	\$ -	\$ -	0.00%
<i>Transfers Out</i>	\$ -	\$ 1,215	\$ 1,215	\$ -	\$ -	0.00%
<b>760 Debt Service</b>	\$ 7,131,848	\$ 9,519,627	\$ 9,519,627	\$ 7,131,848	\$ -	74.92%
<b>601 Public Building Commission</b>	\$ 453,689	\$ 453,689	\$ 453,689	\$ 453,689	\$ -	100.00%
<i>Transfers Out</i>	\$ 453,689	\$ 453,689	\$ 453,689	\$ 453,689	\$ -	100.00%
<b>610 Capital Improvement Debt Service</b>	\$ -	\$ 460,619	\$ 460,619	\$ -	\$ -	0.00%
<i>Debt Service</i>	\$ -	\$ 460,619	\$ 460,619	\$ -	\$ -	0.00%
<b>620 Motor Fuel Tax Debt Service</b>	\$ 3,324,969	\$ 3,567,800	\$ 3,567,800	\$ 3,324,969	\$ -	93.19%
<i>Debt Service</i>	\$ 3,324,969	\$ 3,567,800	\$ 3,567,800	\$ 3,324,969	\$ -	93.19%
<b>622 Recovery Zone Bond Debt Service</b>	\$ 812,715	\$ 880,749	\$ 880,749	\$ 812,715	\$ -	92.28%
<i>Contractual Services</i>	\$ -	\$ 550	\$ 550	\$ -	\$ -	0.00%
<i>Contingency and Other</i>	\$ -	\$ 21,831	\$ 21,831	\$ -	\$ -	0.00%
<i>Debt Service</i>	\$ 812,715	\$ 858,368	\$ 858,368	\$ 812,715	\$ -	94.68%
<b>623 JJC/AJC Refunding Debt Service</b>	\$ 2,540,475	\$ 2,938,000	\$ 2,938,000	\$ 2,540,475	\$ -	86.47%
<i>Contractual Services</i>	\$ -	\$ 550	\$ 550	\$ -	\$ -	0.00%
<i>Debt Service</i>	\$ 2,540,475	\$ 2,937,450	\$ 2,937,450	\$ 2,540,475	\$ -	86.49%
<b>625 Longmeadow Debt Srv - Cap Int</b>	\$ -	\$ 1,218,770	\$ 1,218,770	\$ -	\$ -	0.00%
<i>Debt Service</i>	\$ -	\$ 1,218,770	\$ 1,218,770	\$ -	\$ -	0.00%
<b>800 Other- Countywide Expenses</b>	\$ 9,269,315	\$ 58,012,144	\$ 57,490,844	\$ 9,269,315	\$ 918,914	16.12%
<b>001 General Fund</b>	\$ 5,135,276	\$ 7,322,657	\$ 7,322,657	\$ 5,135,276	\$ 421,871	70.13%
<i>Contractual Services</i>	\$ 429,125	\$ 1,472,646	\$ 1,472,646	\$ 429,125	\$ 340,073	29.14%
<i>Commodities</i>	\$ 33,234	\$ 1,177,094	\$ 1,177,094	\$ 33,234	\$ 81,799	2.82%
<i>Transfers Out</i>	\$ 4,672,917	\$ 4,672,917	\$ 4,672,917	\$ 4,672,917	\$ -	100.00%
<b>100 County Automation</b>	\$ -	\$ 15,000	\$ 15,000	\$ -	\$ -	0.00%
<i>Contractual Services</i>	\$ -	\$ 15,000	\$ 15,000	\$ -	\$ -	0.00%
<b>110 Illinois Municipal Retirement</b>	\$ 471,202	\$ 7,312,974	\$ 7,312,974	\$ 471,202	\$ -	6.44%
<i>Personnel Services- Employee Benefits</i>	\$ 471,202	\$ 7,312,974	\$ 7,312,974	\$ 471,202	\$ -	6.44%
<b>111 FICA/Social Security</b>	\$ 300,556	\$ 4,328,277	\$ 4,328,277	\$ 300,556	\$ -	6.94%
<i>Personnel Services- Employee Benefits</i>	\$ 300,556	\$ 4,328,277	\$ 4,328,277	\$ 300,556	\$ -	6.94%
<b>112 Special Reserve</b>	\$ 315,000	\$ 315,000	\$ 315,000	\$ 315,000	\$ -	100.00%
<i>Transfers Out</i>	\$ 315,000	\$ 315,000	\$ 315,000	\$ 315,000	\$ -	100.00%
<b>113 Emergency Reserve</b>	\$ -	\$ 113,300	\$ -	\$ -	\$ -	N/A
<i>Contingency and Other</i>	\$ -	\$ 113,300	\$ -	\$ -	\$ -	N/A
<b>114 Property Tax Freeze Protection</b>	\$ 2,062,000	\$ 2,062,000	\$ 2,062,000	\$ 2,062,000	\$ -	100.00%
<i>Transfers Out</i>	\$ 2,062,000	\$ 2,062,000	\$ 2,062,000	\$ 2,062,000	\$ -	100.00%
<b>125 Public Safety Sales Tax</b>	\$ 589,064	\$ 2,375,408	\$ 2,375,408	\$ 589,064	\$ 355,994	24.80%
<i>Contractual Services</i>	\$ 86,658	\$ 826,000	\$ 826,000	\$ 86,658	\$ 2,343	10.49%
<i>Capital</i>	\$ 2,406	\$ 1,049,408	\$ 1,049,408	\$ 2,406	\$ 353,651	0.23%
<i>Transfers Out</i>	\$ 500,000	\$ 500,000	\$ 500,000	\$ 500,000	\$ -	100.00%

**Kane County Expenditure Report - Detail**  
**Through December 31, 2019 (8.3% YTD, 7.69% Payroll)**

	Current Month	Total Amended	Total Amended	YTD Actual	YTD	Total % Used
	Transactions	Budget	Budget excluding	Transactions	Encumbrances	
			Net Income			
<b>127 Judicial Technology Sales Tax</b>	\$ 177,205	\$ 1,096,000	\$ 1,096,000	\$ 177,205	\$ (19,600)	16.17%
<i>Personnel Services- Salaries &amp; Wages</i>	\$ 15,139	\$ 97,196	\$ 97,196	\$ 15,139	\$ -	15.58%
<i>Personnel Services- Employee Benefits</i>	\$ 5,101	\$ 28,031	\$ 28,031	\$ 5,101	\$ -	18.20%
<i>Contractual Services</i>	\$ 131,966	\$ 780,095	\$ 780,095	\$ 131,966	\$ (19,600)	16.92%
<i>Contingency and Other</i>	\$ -	\$ 165,678	\$ 165,678	\$ -	\$ -	0.00%
<i>Transfers Out</i>	\$ 25,000	\$ 25,000	\$ 25,000	\$ 25,000	\$ -	100.00%
<b>500 Capital Projects</b>	\$ 196,675	\$ 3,282,890	\$ 3,282,890	\$ 196,675	\$ 160,649	5.99%
<i>Contractual Services</i>	\$ 1,890	\$ 200,000	\$ 200,000	\$ 1,890	\$ -	0.95%
<i>Capital</i>	\$ 194,784	\$ 3,082,890	\$ 3,082,890	\$ 194,784	\$ 160,649	6.32%
<b>501 Judicial Facility Construction</b>	\$ -	\$ 408,000	\$ -	\$ -	\$ -	N/A
<i>Contingency and Other</i>	\$ -	\$ 408,000	\$ -	\$ -	\$ -	N/A
<b>510 Capital Improvement Bond Const</b>	\$ -	\$ 10,105,950	\$ 10,105,950	\$ -	\$ -	0.00%
<i>Debt Service</i>	\$ -	\$ 105,950	\$ 105,950	\$ -	\$ -	0.00%
<i>Capital</i>	\$ -	\$ 10,000,000	\$ 10,000,000	\$ -	\$ -	0.00%
<b>652 Health Insurance Fund</b>	\$ 22,338	\$ 19,274,688	\$ 19,274,688	\$ 22,338	\$ -	0.12%
<i>Personnel Services- Employee Benefits</i>	\$ 374	\$ 4,677	\$ 4,677	\$ 374	\$ -	7.99%
<i>Contractual Services</i>	\$ 21,964	\$ 19,270,011	\$ 19,270,011	\$ 21,964	\$ -	0.11%
<b>900 Contingency</b>	\$ -	\$ 1,122,600	\$ 1,050,000	\$ -	\$ -	0.00%
<b>001 General Fund</b>	\$ -	\$ 1,050,000	\$ 1,050,000	\$ -	\$ -	0.00%
<i>Contingency and Other</i>	\$ -	\$ 1,050,000	\$ 1,050,000	\$ -	\$ -	0.00%
<b>660 Working Cash</b>	\$ -	\$ 72,600	\$ -	\$ -	\$ -	N/A
<i>Contingency and Other</i>	\$ -	\$ 72,600	\$ -	\$ -	\$ -	N/A
<b>Grand Total</b>	\$ 35,130,644	\$ 283,703,595	\$ 282,769,941	\$ 35,130,644	\$ 57,667,272	12.42%



# Sheriff's Custom YTD Budget Performance Report

Fiscal Year to Date 1/22/2020  
YTD Budget vs. YTD Actual

# Payrolls 26 thru PPE 11/30/19  
 # Health/Dental Contributions 24 thru PPE 11/30/19  
 # Budget Weeks - Food 52 thru W/E 11/13/19  
 # Budget Months - Medical 12 thru November  
 # Budget Months - Other 12 thru November

Account	Mo	Account Description	Adopted Budget	Amended Budget	Anticipated 11/30/2019 Budget Amendment	Adjusted Annual Amended Budget	YTD Amended Budget	YTD Actual	YTD Variance From Budget
Fund 001 - General Fund									
REVENUE									
Department 380 - Sheriff									
Sub-Department 000 - Revenues									
32220	12	State Alien Assistance Grant	150,000	178,684		178,684	178,684	198,751.00	20,067.00
32650	12	Justice Assistance Grant	32,000	32,000		32,000	32,000	20,495.40	(11,504.60)
34350	P/R	Detail Fees	82,000	82,000		82,000	82,000	104,650.00	22,650.00
34360	12	Net Civil Processing Fees	242,000	242,000		242,000	242,000	142,994.48	(99,005.52)
34370	12	Chancery Foreclosure Fees	405,000	405,000		405,000	405,000	452,200.00	47,200.00
34380	12	Body Writ Fees	30,000	30,000		30,000	30,000	29,778.50	(221.50)
34390	12	Accident Copy Fees	6,000	6,000		6,000	6,000	1,530.65	(4,469.35)
34400	12	Weekend Prisoner Fees	32,000	32,000		32,000	32,000	28,390.32	(3,609.68)
34410	12	Burglar Alarm Fees	10,000	10,000		10,000	10,000	3,900.00	(6,100.00)
34430	12	Inmate Telephone Fees- AJF	300,000	300,000		300,000	300,000	362,491.15	62,491.15
34440	12	Fingerprinting Fees	3,000	3,000		3,000	3,000	1,960.00	(1,040.00)
34450	12	Bond Fees	97,000	97,000		97,000	97,000	98,900.00	1,900.00
34470	5	Court Security Fees		863,026	(163,166)	699,860	699,860	480,069.17	(219,790.83)
35900	12	Miscellaneous Fees	10,000	10,000		10,000	10,000	12,898.02	2,898.02
36060	12	Traffic Violation Fines	200,000	200,000		200,000	200,000	184,981.73	(15,018.27)
36080	12	Eviction Fines	162,000	162,000		162,000	162,000	147,554.25	(14,445.75)
37060	12	Prisoner Transfer Reimbursement	8,500	8,500		8,500	8,500	.00	(8,500.00)
37130	12	Emergency Mgmt Reimbursement		96,608		96,608	96,608	119,005.79	22,397.79
37240	12	Sheriff Training Reimbursement	8,000	8,000		8,000	8,000	23,723.00	15,723.00
37900	12	Miscellaneous Reimbursement	163,000	163,000		163,000	163,000	256,632.06	93,632.06
38530	12	Auction Sales	37,000	37,000		37,000	37,000	7,255.00	(29,745.00)
39000	12	Transfer From Other Funds		208,333	163,166	371,499	371,499	371,499.00	0.00
Sub-Department 000 - Revenues Totals			1,977,500	3,174,151		3,174,151	3,174,151	\$3,049,659.52	(\$124,491.48)
Department 380 - Sheriff Totals			1,977,500	3,174,151		3,174,151	3,174,151	\$3,049,659.52	(\$124,491.48)
<b>REVENUE TOTALS</b>			<b>\$1,977,500</b>	<b>\$3,174,151</b>	<b>\$0</b>	<b>\$3,174,151</b>	<b>\$3,174,151</b>	<b>\$3,049,659.52</b>	<b>(\$124,491.48)</b>



# Sheriff's Custom YTD Budget Performance Report

Fiscal Year to Date 1/22/2020  
YTD Budget vs. YTD Actual

# Payrolls 26 thru PPE 11/30/19  
 # Health/Dental Contributions 24 thru PPE 11/30/19  
 # Budget Weeks - Food 52 thru W/E 11/13/19  
 # Budget Months - Medical 12 thru November  
 # Budget Months - Other 12 thru November

Account	Mo	Account Description	Adopted Budget	Annual Amended Budget	Anticipated 11/30/2019 Budget Amendment	Adjusted Annual Amended Budget	YTD Amended Budget	YTD Actual	YTD Variance From Budget
EXPENSE									
Department 380 - Sheriff									
Sub-Department 380 - Sheriff									
40000		Salaries and Wages	9,249,001	9,272,296	424,448	9,696,744	9,696,744	8,955,147.13	741,596.87
40200		Overtime Salaries	229,443	229,443	11,027	240,470	240,470	575,319.78	(334,849.78)
40320		Merit Employee Longevity	182,880	182,880		182,880	182,880	144,318.65	38,561.35
45000		Healthcare Contribution	1,620,702	1,620,702		1,620,702	1,620,702	1,530,294.62	90,407.38
45009		Healthcare Subsidy						37.36	(37.36)
45010		Dental Contribution	49,657	49,657		49,657	49,657	47,489.70	2,167.30
45019		Dental Subsidy						.00	0.00
45400		Uniform Allowance	94,600	94,600	40,000	134,600	134,600	129,050.00	5,550.00
50150		Contractual/Consulting Services	6,000	6,000		6,000	6,000	16,501.20	(10,501.20)
50210		Medical/Dental/Hospital Services	5,000	5,000		5,000	5,000	31,403.82	(26,403.82)
50290		Investigations	1,000	1,000		1,000	1,000	8,352.92	(7,352.92)
50300		Extradition Costs						15,460.91	(15,460.91)
50340		Software Licensing Cost	5,000	5,000		5,000	5,000	13,518.06	(8,518.06)
50360		Drug Testing and Lab Services	1,200	1,200		1,200	1,200	.00	1,200.00
52130		Repairs and Maint- Computers						81.15	(81.15)
52140		Repairs and Maint- Copiers	4,500	4,500		4,500	4,500	9,938.12	(5,438.12)
52150		Repairs and Maint- Comm Equip	2,500	2,500		2,500	2,500	3,505.12	(1,005.12)
52160		Repairs and Maint- Equipment	1,000	1,000		1,000	1,000	958.66	41.34
52230		Repairs and Maint- Vehicles	75,000	75,000		75,000	75,000	182,343.58	(107,343.58)
53100		Conferences and Meetings	4,000	4,000		4,000	4,000	6,549.04	(2,549.04)
53110		Employee Training	38,500	38,500		38,500	38,500	88,249.28	(49,749.28)
53130		General Association Dues	1,500	1,500		1,500	1,500	2,104.00	(604.00)
60000		Office Supplies	5,000	5,000		5,000	5,000	14,156.43	(9,156.43)
60010		Operating Supplies	20,000	20,000		20,000	20,000	38,943.32	(18,943.32)
60080		Employee Recognition Supplies						1,429.55	(1,429.55)
60080		S.W.A.T. Supplies						3,607.45	(3,607.45)
60190		Bomb Squad Supplies						61.04	(61.04)
60210		Uniform Supplies	5,000	5,000		5,000	5,000	17,901.33	(12,901.33)





# Sheriff's Custom YTD Budget Performance Report

Fiscal Year to Date 1/22/2020  
YTD Budget vs. YTD Actual

# Payrolls 26 thru PPE 11/30/19  
 # Health/Dental Contributions 24 thru PPE 11/30/19  
 # Budget Weeks - Food 52 thru W/E 11/13/19  
 # Budget Months - Medical 12 thru November  
 # Budget Months - Other 12 thru November

Account	Mo	Account Description	Adopted Budget	Amended Budget	Anticipated 11/30/2019 Budget Amendment	Adjusted Annual Amended Budget	YTD Amended Budget	YTD Actual	YTD Variance From Budget
60220		Weapons and Ammunition	5,000	5,000		5,000	5,000	31,062.67	(26,062.67)
63040		Fuel- Vehicles	326,525	326,525		326,525	326,525	281,631.12	44,893.88
70090		Office Equipment						71.59	(71.59)
99200		Unallocated Reduction to Budget Request	(1,175,777)	(970,532)		(970,532)	(970,532)	.00	(970,532.00)
Sub-Department 380 - Sheriff Totals			\$10,985,771	\$10,985,771	\$475,475	\$11,461,246	\$11,461,246	\$12,149,487.60	(\$688,241.60)
Sub-Department 382 - Adult Corrections									
40000		Salaries and Wages	10,119,185	10,568,479		10,568,479	10,568,479	9,857,877.50	710,601.50
40200		Overtime Salaries	426,148	446,630		446,630	446,630	859,184.21	(412,554.21)
40320		Merit Employee Longevity	199,788	199,788		199,788	199,788	180,292.35	19,495.65
45000		Healthcare Contribution	1,979,137	1,979,137		1,979,137	1,979,137	1,706,482.16	272,654.84
45009		Healthcare Subsidy						.00	0.00
45010		Dental Contribution	60,499	60,499		60,499	60,499	54,281.85	6,217.15
45019		Dental Subsidy						.00	0.00
45400		Uniform Allowance	122,000	181,000		181,000	181,000	154,250.00	26,750.00
50210		Medical/Dental/Hospital Services	2,478,308	2,478,308		2,478,308	2,478,308	2,375,338.15	102,969.85
52000		Disposal and Water Softener Srvs	19,600	19,600		19,600	19,600	22,498.63	(2,898.63)
52150		Repairs and Maint- Comm Equip	4,500	4,500		4,500	4,500	4,840.00	(340.00)
52160		Repairs and Maint- Equipment	5,000	5,000		5,000	5,000	8,662.44	(3,662.44)
53110		Employee Training	25,000	25,000		25,000	25,000	43,019.69	(18,019.69)
53130		General Association Dues	400	400		400	400	.00	400.00
55000		Miscellaneous Contractual Exp						495.00	(495.00)
60000		Office Supplies	1,350	1,350		1,350	1,350	1,356.65	(6.65)
60010		Operating Supplies	105,000	105,000		105,000	105,000	295,164.92	(190,164.92)
60210		Uniform Supplies	7,050	7,050		7,050	7,050	21,561.87	(14,511.87)
60220		Weapons and Ammunition	2,400	2,400		2,400	2,400	13,507.78	(11,107.78)
60230		Food	948,250	948,250		948,250	948,250	712,301.38	235,948.62
60240		Clothing Supplies	25,000	25,000		25,000	25,000	27,717.30	(2,717.30)
Sub-Department 382 - Adult Corrections Totals			\$16,528,615	\$17,057,391	\$0	\$17,057,391	\$17,057,391	\$16,338,831.88	\$718,559.12



# Sheriff's Custom YTD Budget Performance Report

Fiscal Year to Date 1/22/2020  
YTD Budget vs. YTD Actual

# Payrolls 26 thru PPE 11/30/19  
 # Health/Dental Contributions 24 thru PPE 11/30/19  
 # Budget Weeks - Food 52 thru W/E 11/13/19  
 # Budget Months - Medical 12 thru November  
 # Budget Months - Other 12 thru November

Account	Mo	Account Description	Adopted Budget	Annual Amended Budget	Anticipated 11/30/2019 Budget Amendment	Adjusted Annual Amended Budget	YTD Amended Budget	YTD Actual	YTD Variance From Budget
Sub-Department 383 - Corrections Board and Care									
50080		Adult Prisoner Board and Care			1,680	1,680	1,680	1,680.00	0.00
		Sub-Department 383 - Corrections Board and Care Totals	\$0	\$0	\$1,680	\$1,680	\$1,680	\$1,680.00	\$0.00
Sub-Department 400 - Court Security									
40000		Salaries and Wages		741,978		741,978	741,978	498,188.03	243,789.97
40200		Overtime Salaries		43,000		43,000	43,000	38,208.66	4,791.34
40310		Bond Call		6,000		6,000	6,000	3,685.07	2,314.93
45000		Healthcare Contribution		100,000		100,000	100,000	92,192.30	7,807.70
45010		Dental Contribution		4,500		4,500	4,500	3,805.70	694.30
45400		Uniform Allowance		23,663		23,663	23,663	31,562.98	(7,899.98)
50150		Contractual/Consulting Services		6,032		6,032	6,032	3,465.49	2,566.51
52150		Repairs and Maint- Comm Equip		2,075		2,075	2,075	.00	2,075.00
52160		Repairs and Maint- Equipment		13,116		13,116	13,116	16,323.38	(3,207.38)
53100		Conferences and Meetings		500		500	500	316.11	183.89
53110		Employee Training		14,161		14,161	14,161	3,394.00	10,767.00
53120		Employee Mileage Expense		942		942	942	41.76	900.24
53150		Pre-Employ Drug Testing and Labs		2,500		2,500	2,500	661.20	1,838.80
53160		Pre-Employment Physicals		5,344		5,344	5,344	300.00	5,044.00
60000		Office Supplies		3,565		3,565	3,565	71.55	3,493.45
60010		Operating Supplies						3,411.83	(3,411.83)
60080		Employee Recognition Supplies		1,500		1,500	1,500	.00	1,500.00
60220		Weapons and Ammunition		8,728		8,728	8,728	8,728.00	0.00
60250		Medical Supplies and Drugs		1,105		1,105	1,105	.00	1,105.00
64000		Telephone						4,918.32	(4,918.32)
		Sub-Department 400 - Court Security Totals	\$0	\$978,709	\$0	\$978,709	\$978,709	\$709,274.38	\$269,434.62



# Sheriff's Custom YTD Budget Performance Report

Fiscal Year to Date 1/22/2020  
YTD Budget vs. YTD Actual

# Payrolls 26 thru PPE 11/30/19  
 # Health/Dental Contributions 24 thru PPE 11/30/19  
 # Budget Weeks - Food 52 thru W/E 11/13/19  
 # Budget Months - Medical 12 thru November  
 # Budget Months - Other 12 thru November

Account	Mo	Account Description	Adopted Budget	Annual Amended Budget	Anticipated 11/30/2019 Budget Amendment	Adjusted Annual Amended Budget	YTD Amended Budget	YTD Actual	YTD Variance From Budget
Sub-Department 510 - Emergency Management									
40000		Salaries and Wages		168,947		168,947	168,947	131,965.05	36,981.95
45000		Healthcare Contribution		26,772		26,772	26,772	21,135.11	5,636.89
45010		Dental Contribution		732		732	732	545.20	186.80
52150		Repairs and Maint- Comm Equip		1,000		1,000	1,000	968.44	31.56
52160		Repairs and Maint- Equipment		2,000		2,000	2,000	1,772.52	227.48
52190		Equipment Rental		2,520		2,520	2,520	2,540.10	(20.10)
52230		Repairs and Maint- Vehicles		4,000		4,000	4,000	3,011.46	988.54
53110		Employee Training		1,000		1,000	1,000	326.48	673.52
55000		Miscellaneous Contractual Exp		2,630		2,630	2,630	2,060.72	569.28
60000		Office Supplies		1,500		1,500	1,500	1,110.57	389.43
60010		Operating Supplies		41,858		41,858	41,858	38,479.45	3,378.55
63040		Fuel- Vehicles		4,000		4,000	4,000	1,906.44	2,093.56
Sub-Department 510 - Emergency Management Totals			\$0	\$256,959	\$0	\$256,959	\$256,959	\$205,821.54	\$51,137.46
Department 380 - Sheriff Totals			\$27,514,386	\$29,278,830	\$477,155	\$29,755,985	\$29,755,985	\$29,405,095.40	\$350,889.60
EXPENSE TOTALS			\$27,514,386	\$29,278,830	\$477,155	\$29,755,985	\$29,755,985	\$29,405,095.40	\$350,889.60
Fund 001 - General Fund Totals									
REVENUE TOTALS			1,977,500	3,174,151	0	3,174,151	3,174,151	3,049,659.52	(124,491.48)
EXPENSE TOTALS			27,514,386	29,278,830	477,155	29,755,985	29,755,985	29,405,095.40	350,889.60
Fund 001 - General Fund Totals			(\$25,536,886)	(\$26,104,679)	(\$477,155)	(\$26,581,834)	(\$26,581,834)	(\$26,355,435.88)	\$226,398.12

	Variance As of 12/16/19	Variance Change	Variance As of 2/22/20
REVENUE TOTALS	201,800.67	(326,292.15)	(124,491.48)
EXPENSE TOTALS	417,913.63	(67,024.03)	350,889.60
TOTAL NET VARIANCE	\$619,714.30	(\$393,316.18)	\$226,398.12
Exclude Adult Prisoner Board & Care	1,380.00	(1,380.00)	0.00
<b>Total Net Variance Excluding Adult Prisoner Board &amp; Care</b>	<b>\$621,094.30</b>	<b>(\$394,696.18)</b>	<b>\$226,398.12</b>



# Finance Accounts Payable by GL Distribution

Payment Date Range 12/01/19 - 12/31/19

Vendor	Invoice No.	Invoice Description	Status	Held Reason	Invoice Date	Due Date	G/L Date	Received Date	Payment Date	Invoice Amount
<b>Fund 001 - General Fund</b>										
Department <b>040 - Finance</b>										
Sub-Department <b>040 - Finance</b>										
Account <b>53120 - Employee Mileage Expense</b>										
10319 - Maria Calamia	CAL112219	Travel Reimbursement for Meetings	Paid by Check # 369106		11/22/2019	11/22/2019	11/22/2019		12/23/2019	24.36
							Account <b>53120 - Employee Mileage Expense</b> Totals		Invoice Transactions 1	<u>24.36</u>
Account <b>60000 - Office Supplies</b>										
3578 - Warehouse Direct Office Products	4494465-0	2020 Desk Calendar	Paid by EFT # 56576		11/20/2019	11/20/2019	11/20/2019	11/20/2019	12/09/2019	16.97
12287 - Century Springs/Ove Water Services	2352820	PURCH-Water Delivery 11/22/19	Paid by EFT # 56636		11/22/2019	11/30/2019	11/30/2019		12/23/2019	10.00
12287 - Century Springs/Ove Water Services	2352818	FIN-Water Delivery 11/22/19	Paid by EFT # 56636		11/30/2019	11/30/2019	11/30/2019		12/23/2019	9.00
12287 - Century Springs/Ove Water Services	2343374	FIN-Water Delivery 11/8/19	Paid by EFT # 56636		11/30/2019	11/30/2019	11/30/2019		12/23/2019	5.00
12287 - Century Springs/Ove Water Services	2357481	PURCH-Monthly Rent-Dec	Paid by EFT # 56636		11/29/2019	12/01/2019	12/01/2019		12/23/2019	2.50
12287 - Century Springs/Ove Water Services	2357480	FIN-Monthly Rent-Dec	Paid by EFT # 56636		11/29/2019	12/01/2019	12/01/2019		12/23/2019	2.50
							Account <b>60000 - Office Supplies</b> Totals		Invoice Transactions 6	<u>\$45.97</u>
Account <b>60020 - Computer Related Supplies</b>										
11023 - Genesis Technologies Inc.	723217	HP Toner Cartridge CE390A	Paid by EFT # 56455		11/19/2019	11/25/2019	11/25/2019		12/09/2019	101.25
							Account <b>60020 - Computer Related Supplies</b> Totals		Invoice Transactions 1	<u>\$101.25</u>
Account <b>60570 - Office Furniture - Non-Capital</b>										
3578 - Warehouse Direct Office Products	4438507-0	Desk and Drawers	Paid by EFT # 56576		11/25/2019	11/25/2019	11/25/2019		12/09/2019	913.38
							Account <b>60570 - Office Furniture - Non-Capital</b> Totals		Invoice Transactions 1	<u>\$913.38</u>
							Sub-Department <b>040 - Finance</b> Totals		Invoice Transactions 9	<u>\$1,084.96</u>
							Department <b>040 - Finance</b> Totals		Invoice Transactions 9	<u>\$1,084.96</u>
Department <b>140 - County Auditor</b>										
Sub-Department <b>140 - County Auditor</b>										
Account <b>53100 - Conferences and Meetings</b>										
4526 - Fifth Third Bank	6167-TH-11/19-19	Pcard charges, Nov19, 19	Paid by EFT # 56697		12/04/2019	12/17/2019	11/30/2019		12/23/2019	331.20
							Account <b>53100 - Conferences and Meetings</b> Totals		Invoice Transactions 1	<u>\$331.20</u>



# Finance Accounts Payable by GL Distribution

Payment Date Range 12/01/19 - 12/31/19

Vendor	Invoice No.	Invoice Description	Status	Held Reason	Invoice Date	Due Date	G/L Date	Received Date	Payment Date	Invoice Amount
<b>Fund 001 - General Fund</b>										
Department <b>140 - County Auditor</b>										
Sub-Department <b>140 - County Auditor</b>										
Account <b>53120 - Employee Mileage Expense</b>										
8866 - Terry Hunt	12022019	Mileage Expense	Paid by EFT # 56479		12/02/2019	12/03/2019	11/29/2019		12/09/2019	139.20
								Account <b>53120 - Employee Mileage Expense</b> Totals	Invoice Transactions 1	<u>\$139.20</u>
Account <b>60000 - Office Supplies</b>										
12287 - Century Springs/Ove Water Services	2352815	Drinking water service	Paid by EFT # 56417		11/22/2019	12/02/2019	11/30/2019		12/09/2019	14.00
12287 - Century Springs/Ove Water Services	2357488	Drinking water service	Paid by EFT # 56417		11/29/2019	12/02/2019	11/30/2019		12/09/2019	2.50
								Account <b>60000 - Office Supplies</b> Totals	Invoice Transactions 2	<u>\$16.50</u>
								Sub-Department <b>140 - County Auditor</b> Totals	Invoice Transactions 4	<u>\$486.90</u>
								Department <b>140 - County Auditor</b> Totals	Invoice Transactions 4	<u>\$486.90</u>
								Fund <b>001 - General Fund</b> Totals	Invoice Transactions 13	<u>\$1,571.86</u>
								Grand Totals	Invoice Transactions 13	<u>\$1,571.86</u>

**Kane County Purchasing Card Information  
Finance & Budget Committee  
December 2019 Statement**

**PURCHASING DEPARTMENT**

<b>Transaction Date</b>	<b>Merchant Name</b>	<b>Additional Information</b>	<b>Transaction Amount</b>
12/13/2019	COMPUTER TRAINING S	CHICAGO	\$1,196.00
12/27/2019	PAYPAL MIDWESTASSO	4029357733	\$40.00
12/27/2019	PAYPAL MIDWESTASSO	4029357733	\$40.00
12/27/2019	PAYPAL MIDWESTASSO	4029357733	\$40.00
12/27/2019	WWW.IAPPO.ORG	2173411531	\$135.00
			Total: \$1,451.00
			Total all: \$1,451.00

**Health Insurance Fund  
Revenue and Expenses**

**As of Transactions Processed for Fiscal Year 2019 through January 24, 2019**

**Revenue**

652.800.000.38000 - Investment Income	49,157.62
652.800.000.38910 - Healthcare Employer Portion	12,438,071.01
652.800.000.38915 - Dental Employer Portion	421,630.10
652.800.000.38920 - Healthcare Employee Portion	2,690,168.59
652.800.000.38921 - Dental Employee Portion	267,267.62
652.800.000.38927 - MERP Employer Portion	733,057.04
652.800.000.38930 - Retiree Payments - Healthcare	745,498.14
652.800.000.38935 - Retiree Payments - Dental	4,087.99
652.800.000.38940 - Cobra Payments - Healthcare	50,004.40
652.800.000.38945 - Cobra Payments - Dental	1,160.56
652.800.000.38965 - Wellness Incentive	281,730.00
<b>Total Revenue</b>	<b>17,681,833.07</b>

**Expenses - Health Insurance General**

652.800.814.50150 - Contractual/Consulting Services	104,000.00
652.800.814.50520 - Healthcare Admin Services	9,988.00
652.800.814.53005 - Healthcare - Stop Loss Insurance	12,490.00
652.800.814.53031 - Self Insured Healthcare Claims	-
652.800.814.53032 - Self Insured Healthcare Claims Administration	-
652.800.814.53036 - Healthcare Taxes	-
652.800.814.53038 - Healthcare - Vision Insurance	90,088.96
652.800.814.53039 - Affordable Care Act Fee	240.10
652.800.814.53300 - Healthcare - Health Insurance	8,829,383.68
652.800.814.53310 - Healthcare - Dental Insurance	790,405.72
652.800.814.53320 - Healthcare - Life Insurance	33,967.99
652.800.814.5330 - Healthcare - Wellness	(13,348.88)
652.800.814.53390 - Change in IPBC Terminal Reserve	873,181.00
<b>Total Health Insurance General Expenses</b>	<b>10,730,396.57</b>

**Health Insurance Fund  
Revenue and Expenses**

**As of Transactions Processed for Fiscal Year 2019 through January 24, 2019**

**Expenses - Health Insurance MERP**

652.800.814.53340 - MERP - Premium Reimbursement	61,908.54
652.800.814.45100 - MERP FICA/SS on Premium Reimbursement	4,666.74
652.800.814.53330 - MERP - Medical Expense Reimbursement	106,371.64
652.800.814.53350 - MERP - Shared Savings with Administrator	138,546.11
Total MERP Expenses	<u>311,493.03</u>

**Expenses - Health Insurance PPO**

652.800.817.53005 - Healthcare - Stop Loss Insurance	201,450.85
652.800.817.53031 - Self Insured Healthcare Claims	2,541,798.37
652.800.817.53032 - Self Insured Healthcare Claims Administration	89,352.50
652.800.817.53033 - Healthcare Facility Access Fee	14,858.60
652.800.817.53037 - Healthcare Credits	(59,944.25)
Total Health Insurance PPO Expenses	<u>2,787,516.07</u>

**Expenses - Health Insurance HMO**

652.800.818.53005 - Healthcare - Stop Loss Insurance	166,211.25
652.800.818.53031 - Self Insured Healthcare Claims	1,675,288.71
652.800.818.53032 - Self Insured Healthcare Claims Administration	163,512.50
652.800.818.53034 - Healthcare HMO Managed Care Fee	36,544.25
652.800.818.53035 - Healthcare Physician Services Fee	1,082,117.11
652.800.818.53036 - Healthcare Taxes	-
652.800.818.53037 - Healthcare Credits	(109,696.25)
Total Health Insurance HMO Expenses	<u>3,013,977.57</u>

**Total Expenses**

**16,843,383.24**

**Revenue Net Expenses**

**838,449.83**



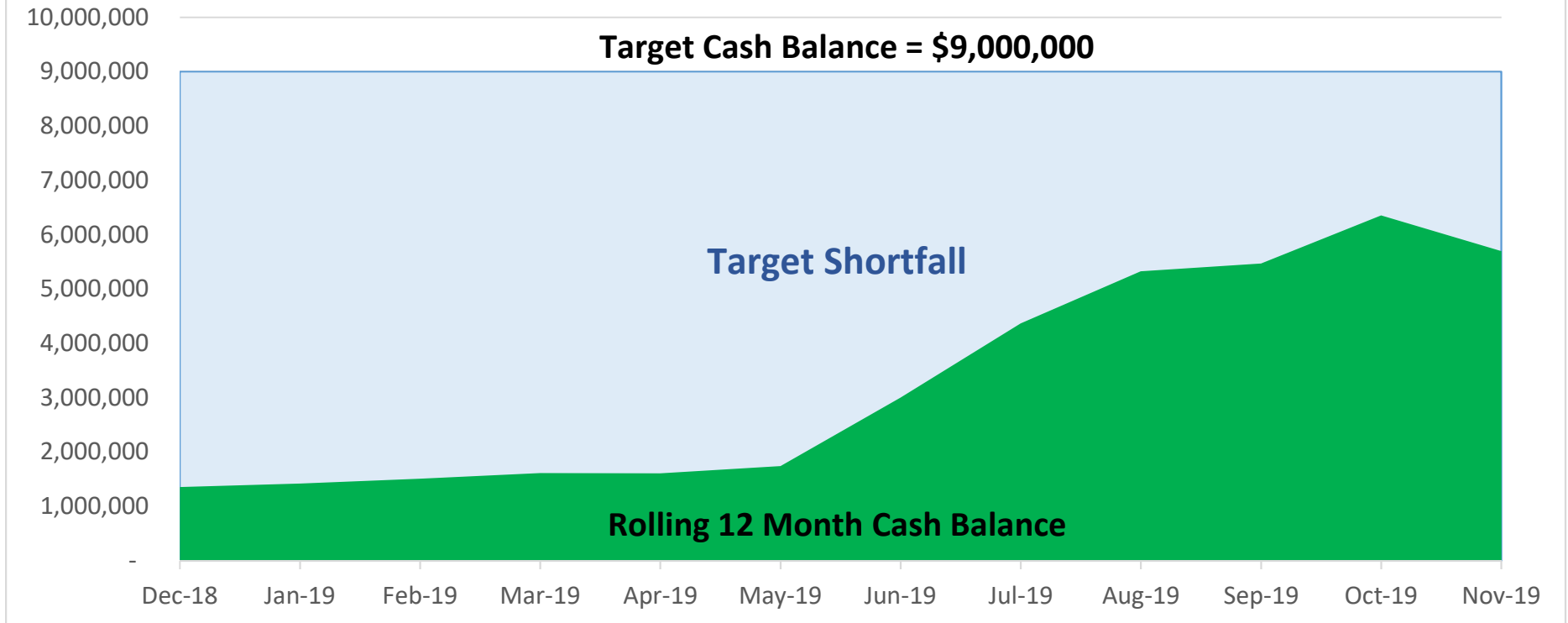
**Health Insurance Fund**  
**Cash Flow Statement (Reconciliation)**

**As of Transactions Processed for Fiscal Year 2019 through January 24, 2019**

10000	<b>Beginning Cash Balance</b>	<b>1,312,038.48</b>
11900	Change in Investments- Fair Value Adjust	(6,800.13)
12000	Change in Interest Receivable	(9,919.18)
12400	Change in Accounts Receivable	36.93
12410	Change in Healthcare Receivable	591,451.00
12490	Change in Other Accounts Receivable	8,070.56
13000	Change in Due From Other Funds	(27,281.52)
15000	Change in Prepaid Expense	1,310,586.12
20000	Change in Accounts Payable	1,698,989.26
20010	Change in Accrued Liabilities	(14,180.84)
25050	Change in Unearned Revenue	(6,803.57)
30000- 99999	<b>Revenue net Expenses</b>	<b>838,449.83</b>
10000	<b>Ending Cash Balance</b>	<b><u>5,694,636.94</u></b>

As of Tran

## Health Insurance Fund Rolling 12-Month Cash Balances



### Health Insurance Fund Rolling Cash Balances as of January 24, 2020

	Dec-18	Jan-19	Feb-19	Mar-19	Apr-19	May-19	Jun-19	Jul-19	Aug-19	Sep-19	Oct-19	Nov-19
Target *	9,000,000	9,000,000	9,000,000	9,000,000	9,000,000	9,000,000	9,000,000	9,000,000	9,000,000	9,000,000	9,000,000	9,000,000
Actual	1,355,469	1,422,343	1,509,410	1,613,929	1,609,244	1,740,652	3,004,075	4,364,699	5,326,177	5,467,718	6,355,054	5,694,637

\* Target is calculated as 3 months of average cost (\$4,000,000) plus difference between maximum and expected cost (\$5,000,000).

Prepared by Finance Department for Human Services Committee

**SALES TAX ANALYSIS 2016-2019**  
**001.000.000.30100**

<b>State Liability Month</b>	<b>State Collection Month</b>	<b>State Report (Voucher) Month</b>	<b>County Receipt Month</b>	<b>2016</b>	<b>2017</b>	<b>% Change 2016-2017</b>	<b>2018</b>	<b>% Change 2017-2018</b>	<b>2019</b>	<b>% Change 2018-2019</b>
<b>November *</b>	December	January	February	1,256,577	1,360,952	8.31%	1,415,779	4.03%	1,382,744	-2.33%
<b>December</b>	January	February	March	1,451,859	1,529,148	5.32%	1,565,082	2.35%	1,499,192	-4.21%
<b>January</b>	February	March	April	1,018,659	1,078,787	5.90%	1,141,884	5.85%	1,035,849	-9.29%
<b>February</b>	March	April	May	1,042,128	1,060,991	1.81%	1,071,717	1.01%	1,054,157	-1.64%
<b>March</b>	April	May	June	1,235,859	1,261,600	2.08%	1,375,831	9.05%	1,324,623	-3.72%
<b>April</b>	May	June	July	1,223,623	1,261,871	3.13%	1,330,483	5.44%	1,346,784	1.23%
<b>May</b>	June	July	August	1,420,462	1,467,003	3.28%	1,576,209	7.44%	1,519,468	-3.60%
<b>June</b>	July	August	September	1,488,040	1,517,400	1.97%	1,567,792	3.32%	1,529,905	-2.42%
<b>July</b>	August	September	October	1,377,069	1,412,534	2.58%	1,490,341	5.51%	1,508,868	1.24%
<b>August</b>	September	October	November	1,412,135	1,449,491	2.65%	1,530,142	5.56%	1,541,882	0.77%
<b>September</b>	October	November	December	1,351,575	1,406,761	4.08%	1,434,930	2.00%	1,400,957	-2.37%
<b>October</b>	November	December	January	1,340,770	1,378,755	2.83%	1,429,062	3.65%	1,431,298	0.16%
<b>TOTAL</b>				<b>15,618,756</b>	<b>16,185,293</b>	<b>3.63%</b>	<b>16,929,251</b>	<b>4.60%</b>	<b>16,575,727</b>	<b>-2.09%</b>

**2019 YTD**      **16,929,251**                      **16,575,727**      **-2.09%**  
**(353,523)**

2019 Budget      17,170,000  
2019 Budget YTD      17,170,000                      (594,273)      -3.46%

Sales Tax payments are normally received the month following the state voucher's it.  
The state vouchers collections it received the previous month.  
The state collections are received the month after the underlying transaction (liability) occurred.

**The state liability month is the basis of revenue recognition**

**\* Since November revenue was unavailable in previous FY it is added to current FY and current year November is excluded from current FY.**

Kane County				Beginning Bal	Beginning Bal	Beginning Bal	Beginning Bal	Beginning Bal
FY 19 Supplemental Budget Request - Source Fund Analysis				as of 12/01/2018	as of 12/01/2018	as of 12/01/2018	as of 12/01/2018	as of 12/01/2018
For January 29, 2020 Finance/Budget Committee Meeting					Net Budgeted	Net Budgeted	Net Budgeted	Net Budgeted
					Expenditures	Expenditures	Expenditures	Expenditures
<u>Department</u>	<u>Description</u>	<u>Reason</u>	<u>Res. #</u>	<u>Contingency Allowance for Budget Expense</u> 001.900.900.85000	<u>Capital Reserve Fund</u>	<u>Public Safety Sales Tax Fund</u>	<u>Enterprise Surcharge Fund</u>	<u>Property Tax Freeze Protection Fund</u>
<b>Beginning Balance</b>				<b>1,085,417</b>	<b>5,059,696</b>	<b>1,373,232</b>	<b>4,171,823</b>	<b>4,682,206</b>
<b>Requests Approved as of January 14, 2020 County Board Meeting</b>								
Capital - Building Management	Rollover of FY18 Vehicle Budget - Building Management	Not expended in FY18	19-05		(38,000)			
Enterprise Surcharge	Salary Increases	Salary Increases	19-71				(3,817)	
Countywide	Wage increase for non-union, Judiciary, Court Services	Wage increase for non-union, Judiciary, Court Services	19-71					(1,123,546)
Sheriff's Office	Vehicle Replacement	Vehicle Replacement	19-106			(455,754)		
Sheriff's Office	Vehicle Purchase	Vehicle Purchase	19-107			(270,797)		
Countywide	Wage increase for Facilities Mgmt Union	Wage increase for Facilities Mgmt Union	19-136					(7,424)
Finance	Creation of Payroll Specialist position	Understaffed Payroll & Finance Department	19-159	(35,216)				
Countywide	Arbitration award for Corrections Officers	Arbitration award for Corrections Officers	19-173					(897,829)
Countywide	Wage increase for Coroner's Office union	Wage increase for Coroner's Office union	19-173					(24,600)
Capital - IT	Rollover of unspent FY18 budget - Computer software	Not expended in FY18	19-181		(113,604)			
Human Resource Management	Hiring HR Generalist position	Not budgeted in FY19	19-183	(30,617)				
Sheriff's Office	CBA for Court Security Officers	Not budgeted in FY19	19-292					(8,022)
Sheriff's Office	Closing of Ct. Security Fund 260	Ct. Security now part of Sheriff's General Fund	19-305			(445,854)		
Sheriff's Office	Correction of BA approved in RES 19-390	Fund indicated on original budget adjustment was incorrect	19-426			(59,088)		
Building Management	Budget Overage in utilities	Budget Overage in utilities	20-06	(471,792)				
<b>Balance as of January 14th, 2020 County Board Meeting</b>				<b>547,792</b>	<b>4,908,092</b>	<b>141,739</b>	<b>4,168,006</b>	<b>2,620,785</b>
<b>Currently Being Considered</b>								
Coroner's Office	FY 19 budget overage	Greater than budgeted expenditures		(174,880)				
<b>Balance After All Anticipated Budget Adjustments for Fiscal Year 2019</b>				<b>372,912</b>	<b>4,908,092</b>	<b>141,739</b>	<b>4,168,006</b>	<b>2,620,785</b>
<b>Total Budget Adjustments Funded by Contingency &amp; Special Reserve during FY 2019</b>				<b>712,505</b>				

Kane County				Beginning Bal	Beginning Bal	Beginning Bal	Beginning Bal	Beginning Bal
FY 20 Supplemental Budget Request - Source Fund Analysis				as of 12/01/2019	as of 12/01/2019	as of 12/01/2019	as of 12/01/2019	as of 12/01/2019
For January 29, 2020 Finance/Budget Committee Meeting					Net Budgeted	Net Budgeted	Net Budgeted	Net Budgeted
					Expenditures	Expenditures	Expenditures	Expenditures
<u>Department</u>	<u>Description</u>	<u>Reason</u>	<u>Res. #</u>	<u>Contingency Allowance for Budget Expense</u> 001.900.900.85000	<u>Capital Reserve Fund</u> 500	<u>Public Safety Sales Tax Fund</u> 125	<u>Enterprise Surcharge Fund</u> 650	<u>Property Tax Freeze Protection Fund</u> 114
<b>Beginning Balance</b>				<b>1,000,000</b>	<b>4,219,487</b>	<b>2,043,462</b>	<b>6,681,995</b>	<b>617,586</b>
<b>Requests Approved as of January 14, 2020 County Board Meeting</b>								
Building Management	Energy efficiency Project Rollover	Various factors delayed completion of this project	20-07		(65,292)			
Sheriff's Office	Vehicle Budget Rollover	Vehicles not received in FY19, will become an expense in FY20	20-08			(232,778)		
JJC	Medical Services Contract Increase	Budgeted amount is not enough to cover contract increase	20-09	(123,770)				
JJC	Psychiatric Services Contract Increase	Budgeted amount is not enough to cover contract increase	20-10	(52,000)				
<b>Balance as of January 14, 2020 County Board Meeting</b>				<b>824,230</b>	<b>4,154,195</b>	<b>1,810,684</b>	<b>6,681,995</b>	<b>617,586</b>
<b>Currently Being Considered</b>								
<b>Balance After All Anticipated Budget Adjustments for Fiscal Year 2020</b>				<b>824,230</b>	<b>4,154,195</b>	<b>1,810,684</b>	<b>6,681,995</b>	<b>617,586</b>
<b>Total Budget Adjustments Funded by Contingency &amp; Special Reserve during FY 2020</b>				<b>175,770</b>				

# FY19 Capital Projects Report

Fiscal-Year-to-Date To: 11/30/2019

Project Number	Description	Status	Budget	Expenses	Encumbrances	Balance	% Used
Project: 500 BLDG MGMT	Capital Projects - Building Management	Active					
Sub-Project: FY2019	FY2019	Active					
Activity: AHU3 JC DAMPER	AHU3 JC PENTHOUSE FIRE/SMOKE DAMPER RPLC	Active					
Activity AHU3 JC DAMPER Total:			\$14,000.00	\$0.00	\$0.00	\$14,000.00	+++
Activity: AHU4 JC DAMPER	AHU4 JC PENTHOUSE FIRE/SMOKE DAMPER REPLC	Active					
Activity AHU4 JC DAMPER Total:			\$14,000.00	\$0.00	\$0.00	\$14,000.00	+++
Activity: Architectural	Architectural Programming	Active					
Activity Architectural Total:			\$200,000.00	\$126,401.42	\$0.00	\$73,598.58	63%
Activity: BldgMgmt Vehicle	Bldg Mgmt - PICK UP TRUCK, MAIL VAN, TRAILER, DUMP BODY	Active					
Activity BldgMgmt Vehicle Total:			\$78,000.00	\$65,137.02	\$0.00	\$12,862.98	84%
Activity: CONTINGENCY	CONTINGENCY	Active					
Activity CONTINGENCY Total:			\$300,000.00	\$45,075.00	\$0.00	\$254,925.00	15%
Activity: Enegy Efficncy	Energy Efficiency	Active					
Activity Enegy Efficncy Total:			\$150,000.00	\$101,899.48	\$0.00	\$48,100.52	68%
Activity: GC B ELEVATOR	GC BLDG B ELEVATOR REPLACEMENT	Active					
Activity GC B ELEVATOR Total:			\$160,000.00	\$43,687.89	\$0.00	\$116,312.11	27%
Activity: GC MSG SIGN	GC MESSAGE SIGN	Active					
Activity GC MSG SIGN Total:			\$48,000.00	\$0.00	\$0.00	\$48,000.00	+++
Activity: IT VEHICLE	IT VEHICLE REPLACEMENT	Active					
Activity IT VEHICLE Total:			\$30,000.00	\$23,252.00	\$0.00	\$6,748.00	78%
Activity: JC CHILL VALVE	JC CHILLER VALVE REPLACEMENT	Active					
Activity JC CHILL VALVE Total:			\$15,000.00	\$0.00	\$0.00	\$15,000.00	+++
Activity: JJC 2 UTILITY VE	JJC 2 FORD UTILITY VEHICLES	Active					
Activity JJC 2 UTILITY VE Total:			\$0.00	\$59,860.00	\$0.00	(\$59,860.00)	+++
Activity: JJC SECURITY CAM	JJC SECURITY CAMERA	Active					
Activity JJC SECURITY CAM Total:			\$500,000.00	\$339,621.09	\$0.00	\$160,378.91	68%
Activity: JJC VISIT AREA	JJC VISITATION AREA RENOVATION	Active					

# FY19 Capital Projects Report

Fiscal-Year-to-Date To: 11/30/2019

Project Number	Description	Status	Budget	Expenses	Encumbrances	Balance	% Used
Activity JJC VISIT AREA Total:			\$100,000.00	\$0.00	\$0.00	\$100,000.00	+++
Activity: JUDICIARY CARPET	JUDICIARY CARPET/FURNITURE RELPACEMENT	Active					
Activity JUDICIARY CARPET Total:			\$100,000.00	\$39,200.00	\$0.00	\$60,800.00	39%
Activity: KBC CC RTURPLC	COUNTY WIDE HVAC REPLACEMENT	Active					
Activity KBC CC RTURPLC Total:			\$385,200.00	\$287,071.18	\$0.00	\$98,128.82	75%
Activity: KCHD ELEVATOR	HEALTH DEPT ELEVATOR PROJECT	Active					
Activity KCHD ELEVATOR Total:			\$130,000.00	\$30,290.38	\$0.00	\$99,709.62	23%
Activity: Multi Use Facili	Pre-Construction Costs	Active					
Activity Multi Use Facili Total:			\$0.00	\$596,832.38	\$0.00	(\$596,832.38)	+++
Activity: SIDEWALK REPAIR	SIDEWALK REPAIRS/REPLACEMENT	Active					
Activity SIDEWALK REPAIR Total:			\$50,000.00	\$45,050.00	\$0.00	\$4,950.00	90%
Activity: Utility Vehicle	Utility Vehicle (rollover from FY18 budget)	Active					
Activity Utility Vehicle Total:			\$38,000.00	\$23,859.00	\$0.00	\$14,141.00	63%
Sub-Project FY2019 Total:			\$2,312,200.00	\$1,827,236.84	\$0.00	\$484,963.16	79%
Project 500 BLDG MGMT Total:			\$2,312,200.00	\$1,827,236.84	\$0.00	\$484,963.16	79%
Project: 500 IT	500 IT - CAPITAL PROJECTS	Active					
Sub-Project: FY2019	FY2019	Active					
Activity: COMEQSEC	Communications Equipment - Security Appliances	Active					
Activity COMEQSEC Total:			\$100,000.00	\$87,778.33	\$0.00	\$12,221.67	88%
Activity: COMEQSWI	Communications Equipment - Switches and Routers	Active					
Activity COMEQSWI Total:			\$50,000.00	\$187,761.70	\$0.00	(\$137,761.70)	376%
Activity: COMPAV	Computers - AV Equipment Program	Active					
Activity COMPAV Total:			\$20,000.00	\$12,706.69	(\$32.98)	\$7,326.29	63%
Activity: COMPLAPTOP	Computers - Laptop Replacement Program	Active					
Activity COMPLAPTOP Total:			\$30,000.00	\$21,587.45	\$0.00	\$8,412.55	72%
Activity: COMPMONITOR	Computers - Monitor Replacement Program	Active					
Activity COMPMONITOR Total:			\$40,000.00	\$2,440.89	\$0.00	\$37,559.11	6%
Activity: COMPPC	Computers - PC Replacement Program	Active					

# FY19 Capital Projects Report

Fiscal-Year-to-Date To: 11/30/2019

Project Number	Description	Status	Budget	Expenses	Encumbrances	Balance	% Used
Activity COMPPC Total:			\$200,000.00	\$235,037.71	\$0.00	(\$35,037.71)	118%
Activity: COMPSAN	Computers - Storage Area Network Drive Capacity	Active					
Activity COMPSAN Total:			\$200,000.00	\$0.00	\$0.00	\$200,000.00	+++
Activity: COMPSEVER	Computers - Servers - Storage Area Network Drive Capacity	Active					
Activity COMPSEVER Total:			\$50,000.00	\$0.00	\$0.00	\$50,000.00	+++
Activity: COMPUPS	Computers - UPS & Battery Replacement	Active					
Activity COMPUPS Total:			\$15,000.00	\$19,095.45	\$0.00	(\$4,095.45)	127%
Activity: COPIERS	Copiers, Printers and Scanners	Active					
Activity COPIERS Total:			\$40,000.00	\$6,287.00	\$0.00	\$33,713.00	16%
Activity: COPIERSROLL	Copiers and Scanners - FY2018 Rollover	Active					
Activity COPIERSROLL Total:			\$20,000.00	\$0.00	\$0.00	\$20,000.00	+++
Activity: CSCAPDMS	Computer Software-Capital - Document Management	Active					
Activity CSCAPDMS Total:			\$143,604.00	\$0.00	\$0.00	\$143,604.00	+++
Activity: CSCAPNOVA	Computer Software-Capital - NovaTime	Active					
Activity CSCAPNOVA Total:			\$30,000.00	\$6,360.00	\$0.00	\$23,640.00	21%
Activity: CSCAPTYLERERP	Computer Software-Capital - Tyler ERP-FIN	Active					
Activity CSCAPTYLERERP Total:			\$20,000.00	\$65,137.50	\$0.00	(\$45,137.50)	326%
Activity: MISCCAPCHGBK	Miscellaneous Capital Chargebacks	Active					
Activity MISCCAPCHGBK Total:			\$0.00	\$0.00	\$0.00	\$0.00	+++
Activity: PRINT	Printers and Scanners	Active					
Activity PRINT Total:			\$40,000.00	\$19,254.11	\$0.00	\$20,745.89	48%
Sub-Project FY2019 Total:			\$998,604.00	\$663,446.83	(\$32.98)	\$335,190.15	66%
Project 500 IT Total:			\$998,604.00	\$663,446.83	(\$32.98)	\$335,190.15	66%
<b>Grand Total:</b>			<b>\$3,310,804.00</b>	<b>\$2,490,683.67</b>	<b>(\$32.98)</b>	<b>\$820,153.31</b>	<b>75%</b>



# FY20 Capital Projects Report

Fiscal-Year-to-Date To: 1/22/2020

Project Number	Description	Status	Budget	Expenses	Encumbrances	Balance	% Used
Project: 500 BLDG MGMT	Capital Projects - Building Management	Active					
Sub-Project: FY2020	FY2020	Active					
Activity: Archit Services	Architectural Programing/services	Active					
Activity Archit Services Total:			\$200,000.00	\$0.00	\$0.00	\$200,000.00	+++
Activity: BLDG A Elevator	GC Bldg A - Elevator Renovation	Active					
Activity BLDG A Elevator Total:			\$180,000.00	\$0.00	\$0.00	\$180,000.00	+++
Activity: Bldg B Elev	GC Bldg B Elevator Renovation (2019 Rollover)	Active					
Activity Bldg B Elev Total:			\$160,000.00	\$0.00	\$0.00	\$160,000.00	+++
Activity: Bldg B HVAC	GC Bldg B HVAC Improvements	Active					
Activity Bldg B HVAC Total:			\$550,000.00	\$0.00	\$0.00	\$550,000.00	+++
Activity: Contingency	Contingency	Active					
Activity Contingency Total:			\$300,000.00	\$0.00	\$0.00	\$300,000.00	+++
Activity: CT SVC MULT VEH	Court Service Multiple Vehicles	Active					
Activity CT SVC MULT VEH Total:			\$128,000.00	\$0.00	\$0.00	\$128,000.00	+++
Activity: Energy Efficiency	Energy Efficiency Program	Active					
Activity Energy Efficiency Total:			\$215,292.00	\$0.00	\$0.00	\$215,292.00	+++
Activity: Health Elevator	Health Dept- Elevator Renovation (2019 Rollover)	Active					
Activity Health Elevator Total:			\$130,000.00	\$0.00	\$0.00	\$130,000.00	+++
Activity: Health Roof	Health Dept- Roof Replacement	Active					
Activity Health Roof Total:			\$250,000.00	\$0.00	\$0.00	\$250,000.00	+++
Activity: JUD Carpet Furn	JUDICIARY CARPET/FURNITURE	Active					
Activity JUD Carpet Furn Total:			\$100,000.00	\$0.00	\$0.00	\$100,000.00	+++
Activity: Multi Use Facili	Pre Construction Costs MUF	Active					
Activity Multi Use Facili Total:			\$0.00	\$0.00	\$0.00	\$0.00	+++
Activity: Parking Lot Repa	parking Lot Repairs-Seal Coating, Striping, Crack Filling	Active					
Activity Parking Lot Repa Total:			\$175,000.00	\$0.00	\$0.00	\$175,000.00	+++
Activity: SA 2018 CARAVAN	State Attorney Dodge Grand Caravan 2018	Active					
Activity SA 2018 CARAVAN Total:			\$29,000.00	\$0.00	\$25,624.00	\$3,376.00	88%

# FY20 Capital Projects Report

Fiscal-Year-to-Date To: 1/22/2020

Project Number	Description	Status	Budget	Expenses	Encumbrances	Balance	% Used
Activity: Sidewalk Repairs	Sidewalk Repairs & Replacement	Active					
Activity Sidewalk Repairs Total:			\$50,000.00	\$0.00	\$0.00	\$50,000.00	+++
Sub-Project FY2020 Total:			\$2,467,292.00	\$0.00	\$25,624.00	\$2,441,668.00	1%
Project 500 BLDG MGMT Total:			\$2,467,292.00	\$0.00	\$25,624.00	\$2,441,668.00	1%
Project: 500 IT	500 IT - CAPITAL PROJECTS	Active					
Sub-Project: FY2020	FY2020	Active					
Activity: COMPHW	COMP Hardware	Active					
Activity COMPHW Total:			\$768,020.00	\$13,852.25	\$0.00	\$754,167.75	2%
Activity: COMPSW	Computer Software	Active					
Activity COMPSW Total:			\$112,870.00	\$0.00	\$0.00	\$112,870.00	+++
Sub-Project FY2020 Total:			\$880,890.00	\$13,852.25	\$0.00	\$867,037.75	2%
Project 500 IT Total:			\$880,890.00	\$13,852.25	\$0.00	\$867,037.75	2%
<b>Grand Total:</b>			<b>\$3,348,182.00</b>	<b>\$13,852.25</b>	<b>\$25,624.00</b>	<b>\$3,308,705.75</b>	<b>1%</b>



## RESOLUTION/ORDINANCE EXECUTIVE SUMMARY

### Resolution: No.

Authorizing FY19 Budget Adjustment for Kane County Coroner's Office

**Committee Flow:** Judicial/Public Safety Committee, Finance and Budget Committee, Executive Committee, County Board

**Contact:** Karen Engh, 630.232.5902

### Budget Information:

Was this item budgeted? No	Appropriation Amount: \$174,880
If not budgeted, explain funding source: Contingency	

### Summary:

Coroner's office expects to exceed 2019 budgeted amounts in several categories. Contingency funds will be used to cover these excess expenses.

STATE OF ILLINOIS

COUNTY OF KANE

RESOLUTION: NO.

**AUTHORIZING FY19 BUDGET ADJUSTMENT FOR KANE COUNTY CORONER'S OFFICE**

WHEREAS, the Kane County Coroner's Office expenses will exceed budgeted amounts in several categories; and

WHEREAS, it is the responsibility of Kane County Board to pay all expenses related to autopsies, toxicology, Salaries and Wages, Per Diem, etc. from the General Fund; and

WHEREAS, the Kane County Coroner's Office has received grant monies from Ann & Robert H. Lurie Children's' Hospital of Chicago. \$30,000.00 has been placed into the General Fund.

NOW, THEREFORE, BE IT RESOLVED that the Fiscal Year 2019 budget be amended as follows:

001.490.490.40000	Salaries and Wages	-2,620
001.490.490.40200	Overtime Salaries	+ 4,389
001.490.490.40300	Employee Per Diem	+ 4,674
001.490.490.45000	Healthcare Contribution	+ 5,664
001.490.490.45009	Healthcare Subsidy	-
001.490.490.45010	Dental Contribution	+ 203
001.490.490.45019	Dental Subsidy	-
001.490.490.50150	Contractual/Consulting Services	+ 137
001.490.490.50430	Autopsies/Consulting	+45,875
001.490.490.50440	Forensic Expense	- 885
001.490.490.50450	Toxicology Expense	+21,397
001.490.490.52230	Repairs and Maint- Vehicles	-2,153
001.490.490.53100	Conferences and Meetings	+ 632
001.490.490.53120	Employee Mileage Expense	-144
001.490.490.53130	General Association Dues	+ 689
001.490.490.55000	Miscellaneous Contractual Exp	-1,282
001.490.490.60010	Operating Supplies	+2,155
001.490.490.60050	Books and Subscriptions	-197
001.490.490.63040	Fuel- Vehicles	+159
001.490.490.99200	Unallocated Reduction to Budget Request - Services	126,187
001.900.900.85000	Contingency	-174,880
001.490.000.34560	County Coroner Fees	+30,000.00

Line Item	Line Item Description	Was Personnel/Item/Service approved in original budget or a subsequent budget revision?	Are funds currently available for this Personnel/Item/Service in the specific line item?	If funds are not currently available in the specified line item, where are the funds available?
See Above	See Above	No	No	001.900.900.85000 Contingency 001.490.000.34560 County Coroner Fees

Passed by the Kane County Board on February 11, 2020.

---

John A. Cunningham  
Clerk, County Board  
Kane County, Illinois

---

Christopher J. Lauzen  
Chairman, County Board  
Kane County, Illinois

Vote:

20-01 BA Coroner



## RESOLUTION/ORDINANCE EXECUTIVE SUMMARY

### Resolution: No.

Authorizing the Child Protection Data Court Grant

**Committee Flow:** Judicial/Public Safety Committee, Finance and Budget Committee, Executive Committee, County Board

**Contact:** Andrea Obrien, 630.208.5145

### Budget Information:

Was this item budgeted? Yes	Appropriation Amount:\$4,150.00
If not budgeted, explain funding source: Grant reimbursement	

### Summary:

The Child Protection Data Courts Project was created as part of the Omnibus Budget Reconciliation Act of 1993. It provides a portion of federal funds to state court systems to assess judicial processes and develop and implement plans for improvement.

STATE OF ILLINOIS

COUNTY OF KANE

RESOLUTION: NO.

**AUTHORIZING THE CHILD PROTECTION DATA COURT GRANT**

WHEREAS, Kane County Court on behalf of the Sixteenth Judicial Circuit, Kane County, in collaboration with the Administrative Office of the Illinois Courts agree to participate in the implementation of the Child Protection Data Court project; and

WHEREAS, the Child Protection Data Courts project was created as part of the Omnibus Budget Reconciliation Act of 1993 which provides a portion of federal funds to state court systems to conduct assessments of their foster care and adoption laws and judicial processes, and to develop and implement a plan for system improvement; and

WHEREAS, the Kane County Judiciary has been notified by the Administrative Office of the Illinois Courts that one hundred percent of the cost of the project, \$4,150.00 (Four Thousand One Hundred Fifty Dollars) will pass through Kane County and are to be distributed to the appropriate vendors conducting the study; and

WHEREAS, the budget amounts need to be reflected in revenue and expense General Ledger accounts.

NOW, THEREFORE, BE IT RESOLVED by the Kane County Board that the Chairman thereof and hereby is authorized to accept the Child Protection Data Court grant and authorize the necessary expenditures to implement the project.

001.240.000.33700	Child Protection Data Court Grant	\$4,150.00
001.240.240.55000	Miscellaneous Contractual Expenses	\$4,150.00

Line Item	Line Item Description	Was Personnel/Item/Service approved in original budget or a subsequent budget revision?	Are funds currently available for this Personnel/Item/Service in the specific line item?	If funds are not currently available in the specified line item, where are the funds available?
001.240.000.33700	Child Protection Grant	Yes	Yes	001.240.000.33700
001.240.240.55000	Misc..Contractual Exp	No	No	001.240.000.33700

Passed by the Kane County Board on February 11, 2020.

---

John A. Cunningham  
 Clerk, County Board  
 Kane County, Illinois

---

Christopher J. Lauzen  
 Chairman, County Board  
 Kane County, Illinois

Vote:

20-02 Authorizing the Child Protection Data Court Grant



## RESOLUTION/ORDINANCE EXECUTIVE SUMMARY

### Resolution: No.

Approving Increase of Commercial Liability Insurance Coverage Limits Authorized for FY2020 from \$15,000,000 to \$25,000,000 and Increase of Cyber Liability Sublimit for Social Engineering from \$100,000 to \$250,000

**Committee Flow:** Finance and Budget Committee, Executive Committee, County Board

**Contact:** Joseph Onzick, 630.208.5113

### Budget Information:

Was this item budgeted? No	Appropriation Amount: \$353,250
If not budgeted, explain funding source: Insurance Liability Fund Cash on Hand	

### Summary:

The annual resolution establishing the insurance premiums for FY2020 and all lines of commercial liability insurance including auto, property, casualty, general liability and workers compensation coverage and continuing a service agreement with Presidio Insurance is being amended to increase the liability insurance coverage limits from \$15,000,000 to \$25,000,000. In addition the cyber liability sublimit for social engineering is being amended from \$100,000 to \$250,000.



STATE OF ILLINOIS

COUNTY OF KANE

RESOLUTION: NO.

**APPROVING INCREASE OF COMMERCIAL LIABILITY INSURANCE COVERAGE LIMITS AUTHORIZED FOR FY2020 FROM \$15,000,000 TO \$25,000,000 AND INCREASE OF CYBER LIABILITY SUBLIMIT FOR SOCIAL ENGINEERING FROM \$100,000 TO \$250,000**

WHEREAS, Resolution 19-391 approved by the Kane County Board on November 12, 2019 authorized the procurement of commercial liability insurance with coverage limits of \$5,000,000 in excess of the County’s self-insured retention of \$750,000 for general, auto, public officials, employment practices, and law enforcement liability; and

WHEREAS, Resolution 19-441 approved by the Kane County Board on December 10, 2019 authorized the increase of coverage limits of commercial liability insurance from \$5,000,000 to \$15,000,000 in excess of the County’s self-insured retention of \$750,000 for general, auto, public officials, employment practices, and law enforcement liability; and

WHEREAS, it is in the best interest of Kane County to further increase the coverage limits of commercial liability insurance from \$15,000,000 to \$25,000,000 in excess of the County’s self-insured retention of \$750,000 for general, auto, public officials, employment practices, and law enforcement liability; and to increase the cyber liability sublimit for social engineering from \$100,000 to \$250,000; and

WHEREAS, the increase in liability coverage from \$15,000,000 to \$25,000,000 will cost the County an additional \$350,550; and the increase in cyber liability sublimit for social engineering from \$100,000 to \$250,000 will cost the County an additional \$2,700; and

WHEREAS, there is sufficient cash on hand in the Insurance Liability Fund to fund the remaining \$353,250 of expense for this additional coverage.

NOW, THEREFORE, BE IT RESOLVED by the Kane County Board that an increase in the amount \$353,250 annually is hereby authorized for liability insurance premiums for coverage period December 13, 2019 through November 30, 2020, which will increase total liability and worker’s comp insurance premiums authorized by the Board from \$1,675,058 to \$2,028,308; and

NOW, THEREFORE, BE IT RESOLVED by the Kane County Board that the Fiscal Year 2020 budget be amended as follows:

010.120.130.53000 Insurance Liability: Liability Insurance	+\$353,250
010.000.000.39900 Insurance Liability: Cash On Hand	+\$353,250

Line Item	Line Item Description	Was Personnel/Item/Service approved in original budget or a subsequent budget revision?	Are funds currently available for this Personnel/Item/Service in the specific line item?	If funds are not currently available in the specified line item, where are the funds available?
010.120.130.53000	Liability Insurance	No	No	010.000.000.39900

Passed by the Kane County Board on February 11, 2020.

---

John A. Cunningham  
Clerk, County Board  
Kane County, Illinois

---

Christopher J. Lauzen  
Chairman, County Board  
Kane County, Illinois

Vote:

20-02 Liab Ins Increase



## RESOLUTION/ORDINANCE EXECUTIVE SUMMARY

### **Resolution: No.**

Authorizing Professional Services for Consulting and Project Management for Information Technologies Department

**Committee Flow:** Administration Committee, Finance and Budget Committee, Executive Committee, County Board

**Contact:** Barbara Garza, 630.208.3834

### **Budget Information:**

Was this item budgeted? Yes	Appropriation Amount:\$280,000
If not budgeted, explain funding source: N/A	

### **Summary:**

The Kane County Information Technologies Department has bid for professional services under RFP 05-020 for professional services for consulting and project management to undergo systems renovation and new project implementation for the entire information technologies environment. These services will supplement an support internal IT staff for infrastructure projects, software system development, large scale package implementation, project/program management in general, and to review architecture strategy. Vendors were chosen based on their expertise, resources, and cost.

STATE OF ILLINOIS

COUNTY OF KANE

RESOLUTION: NO.

**AUTHORIZING PROFESSIONAL SERVICES FOR CONSULTING AND PROJECT MANAGEMENT FOR INFORMATION TECHNOLOGIES DEPARTMENT**

WHEREAS, the Kane County Information Technologies Department issued RFP #05-020 for consulting services and project management for current system renovation and project implementation; and

WHEREAS, this bid provided for vendors to bid on various required services which were evaluated by the Kane County Information Technologies Department resulting in award to multiple vendors as follows; and

WHEREAS, the term of these agreements shall be for twenty-four months with an option to renew for up to two additional successive two year terms. Project costs will be evaluated on a project to project basis utilizing the services of the most qualified vendor, with professional service costs being paid from funds set aside and budgeted for said projects as they arise; and

WHEREAS, these contracts call for the use of funds beyond the present year, and the County of Kane acknowledges the necessity of the appropriation of such funds.

NOW, THEREFORE, BE IT RESOLVED by the Kane County Board that the Board Chairman is hereby authorized to enter into an agreement with Defin.net Solutions and Infojini, Inc. for a period of twenty (24) months with an option for up to two (2) additional successive two (2) year terms at a cost not to exceed Two Hundred Eighty Thousand Dollars (\$280,000) per year for both vendors.

Line Item	Line Item Description	Was Personnel/Item/Service approved in original budget or a subsequent budget revision?	Are funds currently available for this Personnel/Item/Service in the specific line item?	If funds are not currently available in the specified line item, where are the funds available?
Various	Contractual - Consulting	Yes	Yes	N/A

Passed by the Kane County Board on February 11, 2020.

\_\_\_\_\_  
John A. Cunningham  
Clerk, County Board  
Kane County, Illinois

\_\_\_\_\_  
Christopher J. Lauzen  
Chairman, County Board  
Kane County, Illinois

Vote:

20-02 Consulting - PM Services

**County of Kane  
PURCHASING DEPARTMENT  
KANE COUNTY GOVERNMENT CENTER**

719 S. Batavia Avenue, Bldg. A  
Geneva, Illinois 60134

Telephone: (630) 232-5929  
Fax: (630) 208-5107



January 14, 2020

**PROCUREMENT SYNOPSIS**

Requesting Department: Information Technology  
 Procurement Name: 05-020 Consultant and Project Management for IT Projects  
 Recommended Vendors: Defin.net Solutions and Infojini, Inc.

**NOTIFICATION AND RESPONSE**

Public Notices: Kane County Web Site and The Daily Herald

Advertising Date:	December 23, 2019	Notices sent/Plan Holders: 64/29
Proposal Due Date:	January 6, 2020	Proposals Received: 7

**PURPOSE**

The County of Kane accepted proposals from experienced and qualified vendors to provide consultant and project management services to undergo systems renovation and new project implementation for the entire Information Technologies environment. This request for proposal was to seek vendors to provide technological consulting and project management services to supplement and support internal staff for implementation, project/program management and RFP management for strategy and architecture. The following vendors submitted proposals:

VENDORS	EVALUATION RATING
<b>Defin.net Solutions</b>	<b>264</b>
<b>Infojini, Inc.</b>	<b>239</b>
CNC Consulting, Inc.	225
Ascend Network	215
TransTech IT Staffing	210
Orbis Solutions	209
V3IT Consulting, Inc.	208

The Proposals were reviewed and scored based on the weights and criteria as stated in the RFP. Information Technology staff recommends awarding of this contract to both Defin.net Solutions of Orland Park, IL and Infojini of Columbia, MD for a two-year period with two optional one-year renewal periods.

Submitted By:  
*Maria C. Calamia*  
 Maria C. Calamia, CPPB  
 Assistant Purchasing Director

County of Kane  
Kane County Government Center  
Purchasing Department, Building (A), Room 210  
Theresa Dobersztyn, Director of Purchasing  
Maria C. Calamia, CPPB, Assistant Director of Purchasing  
719 S. Batavia Avenue  
Geneva, Illinois 60134

Re: RFP Titled "RFP NUMBER 05-020 Consultant and Project Management for IT Projects"


**CONTRACTOR DISCLOSURE**

Dear Sir/Madam:

As of January 2, 2020, Defin.net Solutions Inc., to the best of our knowledge the Owners, Officers or Executives have not made any political campaign contributions to any Kane County Elected Official countywide in the last 12 month period.

Below is a list of shareholders or owners, with at least 5% holdings in Defin.net Solutions, Inc.:

Name:	Patrick J. Feldner
Address:	17005 Steeplechase, Orland Park, IL. 60467
Percentage of Ownership Interest:	100%

  
\_\_\_\_\_  
Officer: Patrick J. Feldner  
Title: President

1/2/20  
\_\_\_\_\_  
Date

Subscribed and Sworn this 9 day of Jan, 2020

  
\_\_\_\_\_  
Notary Public



County of Kane  
Kane County Government Center  
Purchasing Department, Building (A), Room 210  
Theresa Dobersztyn, Director of Purchasing  
Maria C. Calamia, CPPB, Assistant Director of Purchasing  
719 S. Batavia Avenue  
Geneva, Illinois 60134


Re: RFP Titled "RFP NUMBER 05-020 Consultant and Project Management for IT Projects"

**FAMILIAL RELATIONSHIP DISCLOSURE**

Dear Sir/Madam:


As of January 2, 2020, Defin.net Solutions, Inc., to the best of our knowledge the Owners, Officers or Executives do not have a familial relationship with any County Elected Official or County Department Director within the last 12 month period. "Familial Relationship" is defined in the attached Public Act 101-0544.

The County may deny, suspend, or terminate the eligibility of a person, firm, corporation, association, agency, institution, or other legal entity to participate as a vendor for goods or services to the County, if the vendor, for contracts greater than \$30,000, fails to disclose to the County a familial relationship between a County Elected Official or County Department Director.

  
\_\_\_\_\_  
Officer: Patrick J. Feldner  
Title: President

1/2/20  
\_\_\_\_\_  
Date

Subscribed and Sworn this 2 day of Jan, 2020

  
\_\_\_\_\_  
Notary Public



## 5 Contractor Disclosure Form



10015, Old Columbia Road, Suite B215,  
Columbia, MD 21046

### CONTRACTOR DISCLOSURE

As of January 2, 2020, Infojini Inc, to the best of our knowledge the Owners, Officers or Executives have not made any political campaign contributions to any Kane County Elected Official countywide in the last 12 month period.

Below is a list of shareholders or owners, with at least 5% holdings in ABC Company:

Mr. Sandeep Harjani 100%

10015, Old Columbia Road, Suite B215,

Columbia, MD 21046

Officer S Tejaeviz

Title HR Manager

Date 01/03/2020

Subscribed and Sworn this 3 day of January, 2020



Notary Public Comm exp 2/16/2021



Infojini, Inc. 10015 Old Columbia Road, Suite B215, Columbia, MD 21046  
Email: [infojini@infojiniconsulting.com](mailto:infojini@infojiniconsulting.com) Phone: (866) 616-8529



## 6 Familial Disclosure Form



20015 Old Columbia Road, Suite B215,  
Columbia, MD 21046

### FAMILIAL RELATIONSHIP DISCLOSURE

As of January 2, 2020, Infojini, Inc. to the best of our knowledge the Owners, Officers or Executives do not have a familial relationship with any County Elected Official or County Department Director within the last 12 month period. "Familial Relationship" is defined in the attached Public Act 101-0544.

The County may deny, suspend, or terminate the eligibility of a person, firm, corporation, association, agency, institution, or other legal entity to participate as a vendor for goods or services to the County, if the vendor, for contracts greater than \$20,000, fails to disclose to the County a familial relationship between a County Elected Official or County Department Director.

S. Tejasvi 01/03/2020  
\_\_\_\_\_  
Officer Date  
Title HR Manager  
Subscribed and Sworn this 3 day of January, 2020

[Signature]  
\_\_\_\_\_  
Notary Public Comm exp 2/16/2021



Infojini, Inc. 20015 Old Columbia Road, Suite B215, Columbia, MD 21046  
Email: contact@infojiniconsulting.com Phone: (866) 616-8529



## RESOLUTION/ORDINANCE EXECUTIVE SUMMARY

### **Resolution: No.**

Authorizing Contract Extension for Kane County Janitorial Supplies Provider

**Committee Flow:** Administration Committee, Finance and Budget Committee, Executive Committee, County Board

**Contact:** Rickey Sparks, 630.208.5175

### **Budget Information:**

Was this item budgeted? Yes	Appropriation Amount:\$180,000.00
If not budgeted, explain funding source:	

### **Summary:**

Building Management is seeking authorization for Kane County Janitorial Supplies contract extension (RES #16-284) with Warehouse Direct.

Warehouse Direct agrees to extend its janitorial supplies contract at an overall price structure similar to 2016 prices for a one (1) year period.

STATE OF ILLINOIS

COUNTY OF KANE

RESOLUTION: NO.

**AUTHORIZING CONTRACT EXTENSION FOR KANE COUNTY JANITORIAL SUPPLIES PROVIDER**

WHEREAS, it is in the best interest to extend the current Kane County Janitorial Supplies contract (RES #16-284) for government facilities throughout Kane County to Warehouse Direct; and

WHEREAS, Warehouse Direct, 2001 S. Mount Prospect Rd, Des Plaines, IL 60018 which has agreed to hold its prices at an overall price structure similar to 2016 prices for a one (1) year period; and

WHEREAS, Warehouse Direct, has demonstrated throughout the past several years performance, that they have been satisfactorily able to meet the needs of the County in providing the lowest cost products with timely delivery; and

WHEREAS, janitorial supplies will continue to be ordered on an "as needed" basis with quantities specified at time of order placement. Where applicable, "green" products will be considered; and

WHEREAS, this is the second of three (3) additional one (1) year extensions available and which both parties, the County and Warehouse Direct agree to at a total annual cost not to exceed \$180,000. Appropriate funds of \$180,000.00 have been budgeted and are available in the FY2020 budget.

NOW, THEREFORE, BE IT RESOLVED by the Kane County Board that the Chairman is hereby authorized to execute a contract with Warehouse Direct of Des Plaines, IL for the amount not to exceed One Hundred and Eighty Thousand Dollars (\$180,000.00) total cost per year.

Line Item	Line Item Description	Was Personnel/Item/Service approved in original budget or a subsequent budget revision?	Are funds currently available for this Personnel/Item/Service in the specific line item?	If funds are not currently available in the specified line item, where are the funds available?
001.080.080.60160 001.080.081.60160 001.080.082.60160 001.080.083.60160 001.080.085.60160 001.080.086.60160	Commodities/Operational Supplies - Cleaning	Yes	Yes	N/A

Passed by the Kane County Board on February 11, 2019.

\_\_\_\_\_  
John A. Cunningham  
Clerk, County Board  
Kane County, Illinois

\_\_\_\_\_  
Christopher J. Lauzen  
Chairman, County Board  
Kane County, Illinois

Vote:

**County of Kane**  
**KANE COUNTY GOVERNMENT CENTER**



December 16, 2019

**RIDER**

Extension of Contract for Janitorial Supplies

This RIDER made this \_\_\_\_\_ day of \_\_\_\_\_, 2019 is part of and is to be attached to the Offer to Contract for (BID 44-016 Janitorial Supplies) made on July 22, 2016, by and between County of Kane and Warehouse Direct to provide janitorial supplies at various locations throughout Kane County. The original contract was approved by the Kane County Board on October 11, 2016.

The County hereby requests and Warehouse Direct agrees to the extension of contract for an additional one (1) year of services at the same terms, pricing and conditions.

The parties hereto mutually agree that the aforesaid Contract, of which this RIDER is made part of, is and shall be and remain in full force and effect in accordance with all the terms and conditions thereof, modified only as in this RIDER specifically provided.

\_\_\_\_\_  
Tom Schrilla  
Warehouse Direct  
2001 S. Mount Prospect Road  
Des Plaines, IL 60018

12/20/2019  
Date

\_\_\_\_\_  
Christopher J. Lauzen  
Chairman, Kane County Board  
Kane County  
719 S. Batavia Ave  
Geneva, IL 60134


\_\_\_\_\_  
Date

### CONTRACTOR DISCLOSURE

1. As of December 31, 2019, Warehouse Direct, Inc. has not made any cumulative campaign contributions, (which includes multiple candidates) within the previous twelve (12) months made to any union, current officer or countywide elected officer whose office the contract to be awarded will benefit.
2. The below information is Warehouse Direct's shareholder, contact and lobbyist/representation information, and economic interests:
  - a. Kenneth Johnson, Founder, 2001 South Mount Prospect Road, Des Plaines, IL 60018. Shareholder percentage: 51%.
  - b. Kevin Johnson, Founder, 2001 South Mount Prospect Road, Des Plaines, IL 60018. Shareholder percentage: 49%.
  - c. Rick Schackle is an employed account executive at Warehouse Direct, Inc. He will be the representative in the business conduct between Warehouse Direct and Kane County.
  - d. Rick Schackle is not held by any agent or agents, a nominee or nominees. Section C of this disclosure is not applicable.
  - e. The applicant has neither withheld no disclosures as to economic interests in the undertaking or reserved any information, data or plan as to the intended use or purpose for which it seeks County Board or other county agency action.


Date: December, 31 2019

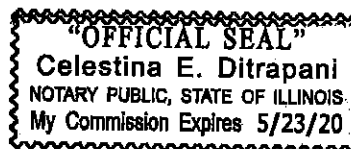
Signed: \_\_\_\_\_



Tom Schrilla  
Vice President of Sales

Subscribed and Sworn do this 31<sup>st</sup> day of December, 2019

  
Notary Public



2001 S. Mount Prospect Rd.  
Des Plaines, IL 60018  
Phone: (800) 600-0065  
Fax: (800) 600-0068  
www.warehousedirect.com


**FAMILIAL RELATIONSHIP DISCLOSURE**

As of December 31, 2019, Warehouse Direct, Inc., to the best of our knowledge the Owners, Officers or Executives do not have a familial relationship with any County Elected Official or County Department Director within the last 12 month period. "Familial Relationship" is defined in the attached Public Act 101-0544.

The County may deny, suspend, or terminate the eligibility of a person, firm, corporation, association, agency, institution, or other legal entity to participate as a vendor for goods or services to the County, if the vendor, for contracts greater than \$30,000, fails to disclose to the County a familial relationship between a County Elected Official or County Department Director.

Officer: [Signature] Date: 12/31/2019  
Title SECRETARY / VP of Sales  
Subscribed and Sworn this 31st day of December, 2019

Notary Public [Signature]





# CERTIFICATE OF LIABILITY INSURANCE

DATE (MM/DD/YYYY)

1/2/2020

THIS CERTIFICATE IS ISSUED AS A MATTER OF INFORMATION ONLY AND CONFERS NO RIGHTS UPON THE CERTIFICATE HOLDER. THIS CERTIFICATE DOES NOT AFFIRMATIVELY OR NEGATIVELY AMEND, EXTEND OR ALTER THE COVERAGE AFFORDED BY THE POLICIES BELOW. THIS CERTIFICATE OF INSURANCE DOES NOT CONSTITUTE A CONTRACT BETWEEN THE ISSUING INSURER(S), AUTHORIZED REPRESENTATIVE OR PRODUCER, AND THE CERTIFICATE HOLDER.

**IMPORTANT:** If the certificate holder is an ADDITIONAL INSURED, the policy(ies) must have ADDITIONAL INSURED provisions or be endorsed. If SUBROGATION IS WAIVED, subject to the terms and conditions of the policy, certain policies may require an endorsement. A statement on this certificate does not confer rights to the certificate holder in lieu of such endorsement(s).

<b>PRODUCER</b> The Horton Group 10320 Orland Parkway Orland Park IL 60467	<b>CONTACT NAME:</b> Service Team <b>PHONE (A/C No. Ext):</b> 708-845-3917 <b>E-MAIL ADDRESS:</b> Certificates@thehortongroup.com		<b>FAX (A/C, No):</b> 708-845-3001	
	<b>INSURER(S) AFFORDING COVERAGE</b>			
<b>INSURED</b> Warehouse Direct, Inc. 2001 S. Mount Prospect Road Des Plaines IL 60018	WAREDIR-01	INSURER A :	Harleysville Preferred Insurance Company	NAIC # 35696
		INSURER B :	Harleysville Worcester Insurance Company	26182
		INSURER C :		
		INSURER D :		
		INSURER E :		

**COVERAGES**

CERTIFICATE NUMBER: 1035073670

REVISION NUMBER:

THIS IS TO CERTIFY THAT THE POLICIES OF INSURANCE LISTED BELOW HAVE BEEN ISSUED TO THE INSURED NAMED ABOVE FOR THE POLICY PERIOD INDICATED. NOTWITHSTANDING ANY REQUIREMENT, TERM OR CONDITION OF ANY CONTRACT OR OTHER DOCUMENT WITH RESPECT TO WHICH THIS CERTIFICATE MAY BE ISSUED OR MAY PERTAIN, THE INSURANCE AFFORDED BY THE POLICIES DESCRIBED HEREIN IS SUBJECT TO ALL THE TERMS, EXCLUSIONS AND CONDITIONS OF SUCH POLICIES. LIMITS SHOWN MAY HAVE BEEN REDUCED BY PAID CLAIMS.

INSR LTR	TYPE OF INSURANCE	ADDL INSD	SUBR WVD	POLICY NUMBER	POLICY EFF (MM/DD/YYYY)	POLICY EXP (MM/DD/YYYY)	LIMITS
A	<input checked="" type="checkbox"/> COMMERCIAL GENERAL LIABILITY <input type="checkbox"/> CLAIMS-MADE <input checked="" type="checkbox"/> OCCUR GEN'L AGGREGATE LIMIT APPLIES PER: <input type="checkbox"/> POLICY <input checked="" type="checkbox"/> PRO-JECT <input checked="" type="checkbox"/> LOC OTHER:	Y	Y	MPA00000051662Y	9/28/2019	9/28/2020	EACH OCCURRENCE \$ 1,000,000 DAMAGE TO RENTED PREMISES (Ea occurrence) \$ 500,000 MED EXP (Any one person) \$ 15,000 PERSONAL & ADV INJURY \$ 1,000,000 GENERAL AGGREGATE \$ 2,000,000 PRODUCTS - COMP/OP AGG \$ 2,000,000 \$
A	<input checked="" type="checkbox"/> AUTOMOBILE LIABILITY <input checked="" type="checkbox"/> ANY AUTO <input type="checkbox"/> OWNED AUTOS ONLY <input type="checkbox"/> SCHEDULED AUTOS <input checked="" type="checkbox"/> HIRED AUTOS ONLY <input checked="" type="checkbox"/> NON-OWNED AUTOS ONLY	Y	Y	BA00000051663Y	9/28/2018	9/28/2020	COMBINED SINGLE LIMIT (Ea accident) \$ 1,000,000 BODILY INJURY (Per person) \$ BODILY INJURY (Per accident) \$ PROPERTY DAMAGE (Per accident) \$ \$
A	<input checked="" type="checkbox"/> UMBRELLA LIAB <input checked="" type="checkbox"/> OCCUR <input type="checkbox"/> EXCESS LIAB <input type="checkbox"/> CLAIMS-MADE <input type="checkbox"/> DED <input checked="" type="checkbox"/> RETENTION \$ 0	Y	Y	CMB00000051661Y	9/28/2019	9/28/2020	EACH OCCURRENCE \$ 10,000,000 AGGREGATE \$ 10,000,000 \$
B	<input checked="" type="checkbox"/> WORKERS COMPENSATION AND EMPLOYERS' LIABILITY ANY PROPRIETOR/PARTNER/EXECUTIVE OFFICER/MEMBER EXCLUDED? (Mandatory in NH) If yes, describe under DESCRIPTION OF OPERATIONS below	Y/N N	Y N/A	WC00000063118Y	9/28/2019	9/28/2020	<input checked="" type="checkbox"/> PER STATUTE <input type="checkbox"/> OTH-ER E.L. EACH ACCIDENT \$ 1,000,000 E.L. DISEASE - EA EMPLOYEE \$ 1,000,000 E.L. DISEASE - POLICY LIMIT \$ 1,000,000

**DESCRIPTION OF OPERATIONS / LOCATIONS / VEHICLES (ACORD 101, Additional Remarks Schedule, may be attached if more space is required)**

Certificate holder is included as additional insured with respects to the general liability on a primary and non-contributory basis and primary basis on the auto liability only when required by written contract. Umbrella follows form over the additional insureds on the general liability and auto liability. Waivers of subrogation applies to the general liability, auto liability and workers compensation in favor of the stated additional insureds only when required by written contract.

**CERTIFICATE HOLDER**

County of Kane  
 719 S. Batavia Avenue  
 Geneva IL 60134

**CANCELLATION**

SHOULD ANY OF THE ABOVE DESCRIBED POLICIES BE CANCELLED BEFORE THE EXPIRATION DATE THEREOF, NOTICE WILL BE DELIVERED IN ACCORDANCE WITH THE POLICY PROVISIONS.

AUTHORIZED REPRESENTATIVE

© 1988-2015 ACORD CORPORATION. All rights reserved.

POLICY NUMBER: BA00000051663Y

**COMMERCIAL AUTO****CA-7200  
(Ed. 12-14)**

THIS ENDORSEMENT CHANGES THE POLICY. PLEASE READ IT CAREFULLY

**COMMERCIAL AUTOMOBILE BROAD FORM ENDORSEMENT**

This endorsement modifies insurance provided under the following:

BUSINESS AUTO COVERAGE FORM  
GARAGE COVERAGE FORM

With respect to coverage provided by this endorsement, the provisions of the Coverage Form apply unless modified by the endorsement.

**Schedule**

The premium for this endorsement is \$ 2,117

(If no entry appears above, information required to complete this endorsement will be shown in the Declarations as applicable to this endorsement.)

**SUMMARY OF COVERAGES**

- I. Section II – Liability Coverage**
  - A. Broad Form Insured**
  - B. Employees as Insureds**
  - C. Liability Coverage Extensions – Supplementary Payments**
  - D. Prejudgment Interest Coverage**
  - E. Amendment of Fellow Employee Liability Exclusion**
  - F. Additional Insured by Contract, Permit or Agreement**
  
- II. Sections III and IV – Physical Damage Coverage**
  - A. Hired Car Physical Damage**
  - B. Physical Damage Coverage Extensions**
    - a. Transportation Expenses**
    - b. Loss of Use Expenses**
    - c. Extra Expense**
  - C. Personal Effects Coverage**
  - D. Accidental Discharge of Airbag**
  - E. Lease/Loan Gap Coverage**
  - F. Deductible Amendments**
  - G. Towing and Labor**
  - H. Rental Reimbursement**
  
- III. Sections IV and V – Conditions**
  - A. Notice of and Knowledge of Occurrence**
  - B. Unintentional Failure to Disclose Hazards**
  - C. Hired Car – Coverage Territory**
  - D. Waiver of Subrogation**
  
- IV. Sections V and VI – Definitions**
  - A. Mental Anguish**
  - B. Additional Definitions**
  
- V. Cancellation Conditions**



**I. SECTION II – LIABILITY COVERAGE** is amended as follows:

**A. BROAD FORM INSURED**

Paragraph **1.** of the BUSINESS AUTO COVERAGE FORM and paragraph **3.** of the GARAGE COVERAGE FORM, under **Coverage A – Who Is An Insured**, are amended as follows:

**1. For** covered “autos”, the Named Insured shown in the Declarations is amended to include:

- a. Any legally incorporated subsidiary in which you own more than 50% of the voting stock on the effective date of the Coverage Form. However, the Named Insured does not include any subsidiary that is an “insured” under any other automobile policy or would be an “insured” under such a policy but for its termination or the exhaustion of its Limits of Insurance.
- b. Any organization that is newly acquired or formed by you during the policy period and over which you maintain majority ownership. However, the Named Insured does not include any newly formed or acquired organization:
  - (1) That is a joint venture or partnership,
  - (2) That is an “insured” under any other automobile policy,
  - (3) That has exhausted its Limits of Insurance under any other automobile policy, or
  - (4) That has been acquired or formed by you for more than 180 days unless you have given us written notice of the acquisition or formation by the end of such 180 day period or the end of the policy period, whichever occurs first.

Coverage does not apply to “bodily injury” or “property damage” that results from an “accident” that occurred before you formed or acquired the organization, or an “accident” that occurs before or after the end of the policy period.

**B. EMPLOYEES AS INSUREDS**

For covered “autos”, paragraph **1.** of the BUSINESS AUTO COVERAGE FORM and paragraph **3.** of the GARAGE COVERAGE FORM, under **Coverage A – Who Is An Insured**, are amended as follows:

Any “employee” of yours while using a covered “auto” you don’t own, hire or borrow in your business or your personal affairs.

**C. LIABILITY COVERAGE EXTENSIONS – SUPPLEMENTARY PAYMENTS**

Supplementary Payments (2) and (4) under paragraphs **A.2.a** of the BUSINESS AUTO COVERAGE FORM and **A.4.a** of the GARAGE COVERAGE FORM, are replaced by the following:

- (2) Up to \$2,500 for cost of bail bonds (including bonds for related traffic law violations) required because of an “accident” we cover. We do not have to furnish these bonds.
- (4) All reasonable expenses incurred by the “insured” at our request, including actual loss of earnings, up to \$500 a day because of time off from work.

**D. PREJUDGMENT INTEREST COVERAGE**

The following paragraph is added to **Section II, LIABILITY COVERAGE, Supplementary Payments** under items **A.2.a.** of the BUSINESS AUTO COVERAGE FORM and **A.4.a.** of the GARAGE COVERAGE FORM:

- (7) Prejudgment interest awarded against the “insured” on that part of the judgment we pay. If we make an offer to pay the applicable limit of insurance, we will not pay any prejudgment interest based on that period of time after the offer.

**E. AMENDMENT OF FELLOW EMPLOYEE LIABILITY EXCLUSION**

Paragraph **B.5. Exclusions – Fellow Employee** does not apply if the “bodily injury” results from the use of a covered “auto” you own or hire. The insurance provided under this provision is excess over any other collectible insurance.

**F. ADDITIONAL INSURED BY CONTRACT, PERMIT OR AGREEMENT**

The following is added to **A.1. Who Is An Insured** of **Section II – Liability Coverage** of the BUSINESS AUTO COVERAGE FORM and **A.3.a. and A.3.b. if Section II – Liability Coverage** of the GARAGE COVERAGE FORM:

Any person or organization that you are required to name as an additional insured in a written contract or agreement that is executed or signed by you prior to a “bodily injury” or “property damage” occurrence is an “insured” for liability coverage. However, with respect to covered “autos”, such person or organization is an insured only to the extent that person or organization qualifies as an “insured” under **A.1. Who is an Insured** of **Section II – Liability Coverage** of the BUSINESS AUTO COVERAGE FORM or **A.3.** of **Section II – Liability Coverage** of the GARAGE COVERAGE FORM.

If specifically required by the written contract or agreement referenced in the paragraph above, any coverage provided by this endorsement to an additional insured shall be primary and any other valid and collectible insurance available to the additional insured shall be non-contributory with this insurance. If the written contract does not require this coverage to be primary and the additional insured’s coverage to be non-contributory, then this insurance will be excess over any other valid and collectible insurance available to the additional insured.

**II. SECTION III – PHYSICAL DAMAGE COVERAGE** of the BUSINESS AUTO COVERAGE FORM and **SECTION IV – PHYSICAL DAMAGE COVERAGE** of the GARAGE COVERAGE FORM are amended by adding the following:

**A. HIRED CAR PHYSICAL DAMAGE**

If hired “autos” are covered “autos” for Liability Coverage and if Comprehensive, Specified Causes of Loss or Collision Coverages are provided under this Coverage Form for any “auto” you own, then the Physical Damage Coverages provided are extended to “autos” you hire, subject to the following limit and applicable deductible:

The most we will pay for any one “accident” or “loss” to any hired “auto” is the lesser of:

1. the actual cash value of the hired “auto”. An adjustment for depreciation and physical condition will be made in determining actual cash value in the event of a total “loss”;
2. the cost to restore the hired “auto” to its “pre-accident physical condition”; or
3. \$50,000.

If a repair or replacement part restores the hired “auto” to better than its “pre-accident physical condition” we will not pay for the amount of the “betterment”.

The deductible will be equal to the largest deductible applicable to any owned “auto” for that coverage. No deductible applies to “loss” caused by fire or lightning. Hired Auto Physical Damage coverage is excess over any other collectible insurance. Subject to the above limit, deductible and excess provisions, we will provide coverage equal to the broadest coverage applicable to any covered “auto” you own.

**B. PHYSICAL DAMAGE COVERAGE EXTENSIONS**

Paragraph 4. – **Coverage Extension of A. Coverage** of the BUSINESS AUTO COVERAGE FORM and paragraph 3. – **Coverage Extension – Loss of Use Expenses** of Coverage A. **Coverage** of the GARAGE COVERAGE FORM is replaced by the following:

**Coverage Extensions**

**a. Transportation Expenses**

We will pay up to \$50 per day to a maximum of \$1,500 for temporary expense incurred by you because of the total theft of a covered “auto”. We will pay only for those covered “autos” for which you carry either Comprehensive or Specified Causes of Loss Coverage. We will pay for temporary transportation expenses incurred during the period beginning 24 hours after the theft and ending, regardless of the policy’s expiration, when the covered “auto” is returned to use or we pay for its “loss.”

**b. Loss of Use Expenses**

For Hired Auto, Physical Damage, we will pay expenses for which an “insured” becomes legally responsible to pay for loss of use of a vehicle rented or hired without a driver, under a written rental contract or agreement. We will pay for loss of use expenses if caused by:

- (1) Other than collision if the Declarations indicate that Comprehensive Coverage is provided for any covered “auto”;
- (2) Specified Causes of Loss only if the Declarations indicate that Specified Causes of Loss Coverage is provided for any covered “auto”; or
- (3) Collision only if the Declarations indicate that Collision Coverage is provided for any covered “auto.”

However, the most we will pay for any expenses for loss of use is \$50 per day, to a maximum of \$1,500. The insurance provided by this provision is excess over any other collectible insurance.

**c. Extra Expense**

We will also pay for the expense of returning a stolen covered “auto” to you.

**C. PERSONAL EFFECTS COVERAGE**

The following paragraph is added as **A.5.** of the BUSINESS AUTO COVERAGE FORM and **A.4.** of the GARAGE COVERAGE FORM, **Personal Effects Coverage**:

5. We will pay up to \$500 for “loss” to wearing apparel and other personal effects which are:
  - a. owned by an “insured”; and
  - b. in or on your covered “auto”.

This coverage applies only in the event of a total theft of your covered “auto.” No deductible applies to this coverage.

**D. ACCIDENTAL DISCHARGE OF AIRBAG**

The following is added to **Section B. Exclusions**:

However, the exclusion relating to mechanical breakdown does not apply to the accidental discharge of an airbag.

**E. LEASE/LOAN GAP COVERAGE**

If a long term leased or financed "auto" is a covered "auto", we will pay, in the event of a total "loss", your additional legal obligation to the lessor or financial institution for any difference between the actual cash value of the "auto" at the time of the "loss" and the "outstanding balance" of the lease or loan.

"Outstanding balance" means the amount you owe on the lease or loan at the time of "loss" less any amounts:

1. representing taxes;
2. overdue payments;
3. penalties, interest or charges resulting from overdue payments;
4. additional mileage charges;
5. excess wear and tear charges;
6. lease termination fees;
7. security deposits not refunded by the lessor or financial institution;
8. costs for extended warranties, Credit Life Insurance, Health, Accident or Disability Insurance purchased with the loan or lease;
9. carry-over balances from previous loans or leases;
10. final payment due under a "balloon loan";
11. the dollar amount of any unrepaired damage which occurred prior to the "total loss" of a covered "auto"; and
12. any refunds payable or paid to you as a result of the early termination of a lease or loan agreement or as a result of the early termination of any warranty or extended agreement on a covered a "auto."

"Total loss" means a "loss" in which the cost of repairs plus the salvage value exceeds the actual cash value.

"Balloon loan" is a loan with periodic payments that are insufficient to repay the balance over the term of the loan, thereby requiring a large final payment.

**F. DEDUCTIBLE AMENDMENTS**

The following are added to paragraph **D. Deductible** of the BUSINESS AUTO COVERAGE FORM:

If another policy or coverage form that is not an automobile policy or coverage form issued by this company applies to the same "accident", the following applies:

1. If the deductible under this coverage is the smaller (or smallest) deductible, it will be waived:
2. If the deductible under this coverage is not the smaller (or smallest) deductible, it will be reduced by the amount of the smaller (or smallest) deductible.

If a Comprehensive or Specified Causes of Loss Coverage "loss" from one "accident" involves two or more covered "autos", only the highest deductible applicable to those coverages will be applied to the "accident," if the cause of the loss is covered for those vehicles. This provision only applies if you carry Comprehensive or Specified Causes of Loss Coverage for those vehicles, and does not extend coverage to any covered "autos" for which you do not carry such coverage.

No deductible applies to glass if the glass is repaired, in a manner acceptable to us, rather than replaced.

**G. TOWING AND LABOR**

We will pay up to the following limits for towing and labor costs incurred each time a covered "auto" of the private passenger type or light truck is disabled:

1. \$100 for a covered "auto" rated and classified as a private passenger type vehicle.
2. \$150 for a covered "auto" rated and classified as a light truck type. For the purpose of this coverage light trucks are defined as a truck with a gross vehicle weight of 10,000 lbs. or less as defined by the manufacture as the maximum loaded weight the auto is designed to carry.

However, the labor must be performed at the place of disablement.

## H. RENTAL REIMBURSEMENT

**Section III – Physical Damage Coverage Item A. Coverage** of the BUSINESS AUTO COVERAGE FORM or **Section IV – Physical Damage Coverage Item A. Coverage** of the GARAGE COVERAGE FORM is amended by adding the following:

This coverage applies only to a covered “auto” rated and classified as a private passenger or light truck type as follows:

1. We will pay for rental reimbursement expenses incurred by you for the rental of a private passenger or light truck type “auto” because of “loss” to a covered private passenger or light truck type “auto”. Payment applies in addition to the otherwise applicable amount of each coverage you have on a covered private passenger or light truck type “auto”. We will pay only for those covered “autos” for which you carry comprehensive and collision coverage. Payment applies in addition to the otherwise applicable amount of each coverage you have on a covered “auto”. No deductibles apply to this coverage.
2. We will pay only for those expenses incurred during the policy period beginning 24 hours after the “loss” and ending, regardless of the policy’s expiration, with the lesser of the following number of days:
  - a. The number of days reasonably required to repair or replace the covered private passenger or light truck type “auto”. If “loss” is caused by theft, this number of days is added to the number of days it takes to locate the covered private passenger or light truck type “auto” and return it to you; or
  - b. 30 days.
3. Our payment is limited to the lesser of the following amounts:
  - a. Necessary and actual expenses incurred, or
  - b. \$50 per day, up to a maximum of \$1,500.
4. This coverage does not apply while there are spare or reserve private passenger or light truck type “autos” available to you for your operations.
5. If “loss” results from the total theft of a covered “auto” of the private passenger or light truck type, we will pay under this coverage only that amount of your rental reimbursement expenses which is not already provided under **Section III – Physical Damage Coverage, A. Coverage, 4. Coverage Extension**.

For purposes of this Rental Reimbursement coverage, light truck is defined as a truck with a gross vehicle weight of 10,000 lbs. or less as defined by the manufacture as the maximum loaded weight the auto is designed to carry.

## III. SECTION IV – BUSINESS AUTO CONDITIONS and SECTION V – GARAGE CONDITIONS are amended as follows:

### A. NOTICE OF AND KNOWLEDGE OF OCCURRENCE

1. Your obligation in paragraph **A.2.a., Loss Conditions – Duties in the Event of Accident, Claim, Suit or Loss**, relative to notification requirements applies only when the “accident” or “loss” is known to:
  - a. You, if you are an individual;
  - b. A partner, if you are a partnership;
  - c. A member, if you are a Limited Liability Company; or
  - d. An executive officer or insurance manager, if you are a corporation.
2. Your obligation in paragraph **A.2.b., Loss Conditions – Duties in the Event of Accident, Claim, Suit or Loss** relative to providing us with documents concerning a claim or “suit” will not be considered breached unless the breach occurs after such claim or “suit” is known to:
  - a. You, if you are an individual;
  - b. A partner, if you are a partnership;
  - c. A member, if you are a Limited Liability Company; or
  - d. An executive officer or insurance manager, if you are a corporation.

### B. UNINTENTIONAL FAILURE TO DISCLOSE HAZARDS

The following is added to paragraph **B.2. General Conditions – Concealment, Misrepresentation or Fraud**:

If you unintentionally fail to disclose any hazards existing at the inception date of your policy, we will not deny coverage under this Coverage Form because of such failure.

**C. HIRED CAR – COVERAGE TERRITORY**

Item (5).(a) of paragraph B.7. **General Conditions – Policy Period, Coverage Territory** is replaced by the following:

(5).(a) A covered “auto” is leased, hired, rented or borrowed without a driver for a period of 30 days or less; and

**D. WAIVER OF SUBROGATION**

The Transfer of Rights of Recovery Against Others To Us Loss Condition is amended by adding the following:

We waive any right of recovery we may have against any person or organization to the extent required of you by a written contract or agreement executed prior to any “accident” because of payments we make for damages under this coverage form.

**IV. SECTION V – DEFINITIONS** of the BUSINESS AUTO COVERAGE FORM and **SECTION VI – DEFINITIONS** of the GARAGE COVERAGE FORM are amended as follows:

**A. MENTAL ANGUISH**

The definition of “bodily injury” in the DEFINITIONS section is replaced by the following:

“Bodily Injury” means bodily injury, sickness or disease sustained by any person, including mental anguish and death resulting from any of these.

**B. ADDITIONAL DEFINITIONS**

The following definitions are added:

“Betterment” means the amount of increase to the pre-damaged or pre-loss cash value of an “auto” attributed to the use of replacement parts which are of a type that are normally subject to repair and replacement during the useful life of an “auto” including but not limited to tires and batteries.

“Pre-accident physical condition” means the operational safety, function and appearance of the “auto” immediately prior to when the damage in question was sustained.

**V. CANCELLATION CONDITION**

Paragraph A.2. of the **COMMON POLICY CONDITION – CANCELLATION** applies except as follows:

If we cancel for any reason other than nonpayment of premium, we will mail or deliver to the First Named Insured written notice of cancellation at least 60 days before the effective date of cancellation. This provision does not apply in those states that require more than 60 days prior notice of cancellation.

THIS ENDORSEMENT CHANGES THE POLICY. PLEASE READ IT CAREFULLY.

## GENERAL LIABILITY ENHANCEMENT PLUS ENDORSEMENT – ILLINOIS

This endorsement modifies insurance provided under the following:

### COMMERCIAL GENERAL LIABILITY COVERAGE PART

The following is a summary of the additional coverages and Limits of Insurance provided by this endorsement. For complete details on specific coverages, consult the policy contract wording.

Coverage Applicable	Limit of Insurance	Page Number
Advertising Injury Redefined	Included	2
Blanket Additional Insured – Automatic Status When Required in Agreement With You	Included	2
Blanket Additional Insured – Broad Form Vendors	Included	3
Blanket Additional Insured – Lessor of Leased Equipment – Automatic Status When Required in Lease Agreement With You	Included	3
Blanket Additional Insured – Managers or Lessors of Premises	Included	4
Blanket Additional Insured – Permits	Included	5
“Borrowed Equipment” Property Damage Liability	Included	5
Damage to Premises Rented to You	\$500,000	6
Elevator Property Damage Liability	\$5,000 per occurrence/\$10,000 annual aggregate	6
Expected and Intended Injury	Included	6
Incidental Medical Malpractice Liability	Included	6
Insured Contract definition amended	Included	7
Knowledge and Notice of Occurrence or Offense	Included	7
Liberalization	Included	7
Medical Payments	\$15,000	8
Mental Anguish – Bodily Injury Redefined	Included	8
Mobile Equipment Redefined	Included	8
Newly Formed or Acquired Organizations	180 days	8
Non-Duplication of Benefits	Included	8
Non-Owned Aircraft	Included	8
Non-Owned Watercraft	Less than 51 feet	8
Personal Injury – Broad Form	Included	8
Supplementary Payments	\$5,000 bail bonds, \$500 per day expenses	9
Unintentional Failure to Disclose Hazards	Included	9
Voluntary Property Damage	\$25,000 per occurrence/\$50,000 annual aggregate	9
Waiver of Transfer of Rights of Recovery Against Others	Included	10

## 1. ADVERTISING INJURY REDEFINED

Paragraphs **14.d.** and **e.** of **Section V – Definitions** are amended by the following:

Personal and advertising injury means injury including consequential “bodily injury” arising out of one or more of the following offenses:

- d. Oral, written, televised or videotaped publication in any manner of material that slanders or libels a person or organization or disparages a person’s or organization’s goods, products or services;
- e. Oral, written, televised or videotaped publication in any manner of material that violates a person’s right to privacy;

Paragraphs **b.** and **c.** of **2. Exclusions** under **Coverage B – Personal and Advertising Injury Liability** are replaced by the following:

- b. “Personal and advertising injury” arising out of oral, written, televised or videotaped publication of material, if done by or at the direction of the insured with knowledge of its falsity;
- c. “Personal and advertising injury” arising out of oral, written, televised or videotaped publication of material whose first publication took place before the beginning of the policy period;

## 2. BLANKET ADDITIONAL INSURED – AUTOMATIC STATUS WHEN REQUIRED IN AGREEMENT WITH YOU

**A. Section II – Who Is An Insured** is amended to include as an insured any person or organization for whom “you” are performing operations, only as specified under a written contract or agreement that requires that such person or organization be added as an additional insured on “your” policy. Such person or organization is an additional insured only with respect to liability caused, in whole or in part, by the acts or omissions of the “Named Insured” in the performance of the “Named Insured’s” ongoing operations for the additional insured but only as specified under the written contract or agreement. A person’s or organization’s status as an insured under this endorsement ends the earlier of when “your” on-going operations for that insured are completed or when “you” no longer are contractually required to include such person or organization as an additional insured under “your” policy.

**B.** The insurance provided to an additional insured by this Blanket Additional Insured – Automatic Status When Required In Agreement With You coverage is limited as follows:

- 1. The additional insured is covered only for such damages which are caused, in whole or in part, by the acts or omissions of the “Named Insured” to which the additional insured is entitled to be indemnified by the “Named Insured” pursuant to the written contract or agreement referenced in Paragraph **A.** above and only for those sums that the additional insured is legally obligated to pay as damages under tort law principles to the injured party because of “bodily injury”, “property damage” or “personal and advertising injury” to which this insurance applies, and in accordance with the stated policy limits, exclusions, limitations and policy conditions. This coverage does not apply for defense or indemnity of the additional insured if state or federal law does not permit indemnification of the additional insured by the “Named Insured” for the claim of the third party.
- 2. The limits of insurance are those set forth in the policy and Declarations or those specified in the written contract, lease, sublease or agreement referenced in Paragraph **A.** above, whichever is less.

**C.** With respect to the insurance afforded to additional insured, the following exclusions are added:

### 2. Exclusions

- a. This insurance does not apply if the written contract or agreement referenced in Paragraph **A.** above was not executed by the “Named Insured” prior to the “occurrence” giving rise to the additional insured’s potential liability.
- b. This insurance does not apply to “bodily injury”, “property damage” or “personal and advertising injury” for which the additional insured is obligated to pay damages by reason of the assumption of liability in a contract or agreement. This exclusion does not apply to liability for damages that the additional insured would have in the absence of the contract or agreement.

### D. Other Insurance

- 1. If specifically required by the written contract or agreement referenced in Paragraph **A.** above, any coverage provided by this coverage to an additional insured shall be primary and any other valid and collectible insurance available to the additional insured shall be non-contributory with this insurance. If the written contract or agreement does not require this coverage to be primary and the additional insured’s coverage to be non-contributory, then this insurance will be excess over any other valid and collectible insurance available to the additional insured.
- 2. Even if the requirements of paragraph **D.1.** are met establishing this coverage as primary and the additional insured’s coverage as being non-contributory, this coverage will be excess over any other insurance available to the additional insured which is conferred onto said person or organization by a separate additional insured endorsement.

### E. Definitions

Solely for purposes of the insurance afforded to an additional insured by this additional insured coverage:

“Named Insured” is defined as the entity to whom the insurance policy is issued as shown on the Declarations.

“You” or “your” means a “Named Insured” as defined above.

### 3. BLANKET ADDITIONAL INSURED – BROAD FORM VENDORS

**Section II – Who Is An Insured** is amended to include as an additional insured any person(s) or organization(s) which or who is or are a vendor of “your products” with whom you agreed under a written contract or agreement to add as an additional insured to your policy, but only with respect to “bodily injury” or “property damage” arising out of “your products” which are distributed or sold in the regular course of the vendor’s business, subject to the following additional exclusions:

- a. The insurance afforded the vendor does not apply to:
  - (1) “Bodily injury” or “property damage” for which the vendor is obligated to pay damages by reason of the assumption of liability in a contract or agreement. This exclusion does not apply to liability for damages that the vendor would have in the absence of the contract or agreement;
  - (2) Any express warranty unauthorized by you;
  - (3) Any physical or chemical change in the product made intentionally by the vendor;
  - (4) Repackaging, except when unpacked solely for the purpose of inspection, demonstration, testing, or the substitution of parts under instructions from the manufacturer, and then repackaged in the original container;
  - (5) Any failure to make such inspections, adjustments, tests or servicing as the vendor has agreed to make or normally undertakes to make in the usual course of business, in connection with the distribution or sale of the products;
  - (6) Demonstration, installation, servicing or repair operations, except such operations performed at the vendor’s premises in connection with the sale of the product;
  - (7) Products which, after distribution or sale by you, have been labeled or relabeled or used as a container, part or ingredient of any other thing or substance by or for the vendor; or
  - (8) “Bodily injury” or “property damage” arising out of the negligent acts or omissions, including but not limited to the failure to warn, of the vendor or its employees or anyone else acting on its behalf unless such “bodily injury” or “property damage” was caused in whole or in part by you or any person or organization acting on your behalf. However, this exclusion does not apply to:
    - a. The exceptions contained in Subparagraphs (4) or (6); or
    - b. Such inspections, adjustments, tests or servicing as the vendor has agreed with you to make or normally undertakes to make in the usual course of business, in connection with the distribution or sale of the products.
  - (9) “Bodily injury” or “property damage” that occurs before the execution by all parties of the contract or agreement referred to above.
- b. The insurance provided to such additional insured vendor by this coverage is further limited as follows:
  - (1) The additional insured is covered only for such sums that such additional insured is legally obligated to pay as damages under tort law principles to the injured party because of “bodily injury” or “property damage” to which this insurance applies, and in accordance with the stated policy limits, exclusions, limitations and conditions except as expressly modified by this Blanket Additional Insured – Broad Form Vendors coverage.
  - (2) The limits of insurance are those set forth in the policy Declarations or those specified in the written contract or agreement referenced above, whichever is less.
- c. This insurance does not apply to any insured person or organization, from whom you have acquired such products, or any ingredient, part or container, entering into, accompanying or containing such products.
- d. Other Insurance
  - (1) If specifically required by the written contract or agreement referenced above, any coverage provided by this coverage to an additional insured shall be primary and any other valid and collectible insurance available to the additional insured shall be non-contributory with this insurance. If a written contract does not require this coverage to be primary and the additional insured’s coverage to be non-contributory, then this insurance will be excess over any other valid and collectible insurance available to the additional insured.
  - (2) Even if the requirements of paragraph d. (1) are met establishing this coverage as primary and the additional insured’s coverage as being non-contributory, this coverage will be excess over any other insurance available to the additional insured which is conferred onto said person or organization by a separate additional insured endorsement.

### 4. BLANKET ADDITIONAL INSURED – LESSOR OF LEASED EQUIPMENT – AUTOMATIC STATUS WHEN REQUIRED IN LEASE AGREEMENT WITH YOU

**A. Section II – Who Is An Insured** is amended to include as an additional insured any person or organization from whom you lease equipment pursuant to a written contract or agreement that requires that such person or organization be added as an additional insured on your policy. Such person or organization is an insured only with respect to liability for “bodily injury”, “property damage” or “personal and advertising injury” caused, in whole or in part, by your maintenance, operation or use of equipment leased to you by such person or organization.

A person’s or organization’s status as an additional insured under this coverage ends the earlier of when their contract or agreement with you pertaining to such leased equipment ends or the end of the policy period.



- B.** With respect to the insurance afforded to an additional insured, this insurance does not apply to any “occurrence” which takes place or begins before the first effective date of the equipment lease or which takes place or begins after the equipment lease expires.
- C.** With respect to the insurance afforded to an additional insured, the following additional exclusion applies:  
This insurance does not apply to “bodily injury”, “property damage” or “personal or advertising injury” for which the additional insured is obligated to pay damages by reason of the assumption of liability in a contract or agreement. This exclusion does not apply to liability for damages that the additional insured would have in the absence of the contract or agreement.
- D.** The insurance provided to such lessor of leased equipment additional insured by this Blanket Additional Insured – Lessor Of Leased Equipment – Automatic Status When Required In Lease Agreement With You coverage is further limited as follows:
1. The additional insured is covered only for such sums that such additional insured is legally obligated to pay as damages under tort law principles to the injured party because of “bodily injury”, “property damage” or “personal and advertising injury” to which this insurance applies, and in accordance with the stated policy limits, exclusions, limitations and conditions except as expressly modified by this Blanket Additional Insured – Lessor Of Leased Equipment – Automatic Status When Required In Lease Agreement With You endorsement.
  2. The limits of insurance are those set forth in the policy Declarations or those specified in the written contract or agreement referenced in Section **A.** above, whichever is less.
- E. Other Insurance**
1. If specifically required by the written contract or agreement referenced in Paragraph **A.** above, any coverage provided by this coverage to an additional insured shall be primary and any other valid and collectible insurance available to the additional insured shall be non-contributory with this insurance. If the written contract does not require this coverage to be primary and the additional insured’s coverage to be non-contributory, then this insurance will be excess over any other valid and collectible insurance available to the additional insured.
  2. Even if the requirements of paragraph **E.1.** are met establishing this coverage as primary and the additional insured’s coverage as being non-contributory, this coverage will be excess over any other insurance available to the additional insured which is conferred onto said person or organization by a separate additional insured endorsement.

## **5. BLANKET ADDITIONAL INSURED – MANAGERS OR LESSORS OF PREMISES**

- A. SECTION II – Who Is An Insured** is amended to include as an insured any manager or lessor of premises leased to you, but only with respect to liability arising out of the ownership, maintenance or use of that part of the premises leased to you pursuant to a “written contract” that requires that such manager or lessor be added as an additional insured on your policy.
- B.** This insurance for such manager or lessor additional insured does not apply to:
1. Any “occurrence” which takes place after you cease to be a tenant in that premises.
  2. Structural alterations, new construction or demolition operations performed by or for the additional insured.
  3. Any “occurrence” giving rise to the additional insured’s potential liability which begins before “the written contract” is executed by all parties to the “written contract”.
  4. Liability of an additional insured for “bodily injury”, “property damage” and “personal and advertising injury” unless such “bodily injury”, “property damage” and “personal and advertising injury” is caused, in whole or in part, by acts or omissions of the Named Insured or those acting on behalf of the Named Insured.
  5. The additional insured’s obligation to pay damages by reason of the assumption of liability in a contract or agreement. This exclusion does not apply to liability for damages that the additional insured would have in the absence of the contract or agreement.
- C.** The insurance provided to such manager and lessor additional insured by this Blanket Additional Insured – Managers Or Lessors Of Premises coverage is further limited as follows:
1. The manager or lessor insured is covered only for such sums that such additional insured is legally obligated to pay as damages under tort law principles to the injured party because of “bodily injury”, “property damage” or “personal and advertising injury” to which this insurance applies, and in accordance with the stated policy limits, exclusions, limitations and conditions except as expressly modified by this Blanket Additional Insured – Managers Or Lessors Of Premises coverage.
  2. The limits of insurance are those set forth in the policy Declarations or those specified in the “written contract”, whichever is less.
- D.** For the purpose of this coverage only, the term “written contract” means a written contract or agreement between you and the additional insured which specifies the terms and conditions governing your lease of the premises and which requires that such person or organization be added as an additional insured on your policy.

#### E. Other Insurance

1. If specifically required by the “written contract”, any coverage provided by this additional insured coverage to an additional insured shall be primary and any other valid and collectible insurance available to the additional insured shall be non-contributory with this insurance. If the written contract does not require this coverage to be primary and the additional insured’s coverage to be non-contributory, then this insurance will be excess over any other valid and collectible insurance available to the additional insured.
2. Even if the requirements of paragraph **E.1.** are met establishing this coverage as primary and the additional insured’s coverage as being non-contributory, this coverage will be excess over any other insurance available to the additional insured which is conferred onto said person or organization by a separate additional insured endorsement.

#### 6. BLANKET ADDITIONAL INSURED – PERMITS

**A. Section II – Who Is An Insured** is amended to include as an additional insured the federal government or any state or municipality or any political sub-division or governmental agency thereof, when you and such entity, subdivision or agency have agreed in writing in a contract or agreement that such entity, subdivision or agency be added as an additional insured on your policy, but only with respect to “bodily injury”, “property damage” or “personal and advertising injury” caused, in whole or in part, by you for on-going operations being performed by you or on your behalf for which the federal government or any state or municipality or any political subdivision or governmental agency thereof has issued a permit or authorization.

**B.** With respect to the insurance afforded to these additional insureds, the following additional exclusions apply:

This insurance does not apply to:

1. Any “occurrence” which takes place before the effective date of the permit;
2. Any “occurrence” which takes place after the permit or authorization expires, or the end of the policy period, whichever occurs first;
3. “Bodily injury”, “property damage” or “personal and advertising injury” arising out of on-going operations being performed for the federal government, or any state or municipality or any political subdivision or governmental agency;
4. “Bodily injury” or “property damage” included within the “products-completed operations hazard”;
5. “Bodily injury”, “property damage” or “personal and advertising injury” on account of which the additional insured is obligated to pay damages by reason of the additional insured’s assumption of liability in a contract or agreement. This exclusion does not apply to liability for damages that the additional insured would have in the absence of the contract or agreement.

**C.** The insurance provided to such additional insured by this Blanket Additional Insured – Permit coverage is further limited as follows:

1. The additional insured is covered only for such sums that such additional insured is legally obligated to pay as damages under tort law principles to the injured party because of “bodily injury”, “property damage” or “personal and advertising injury” to which this insurance applies, and in accordance with the stated policy limits, exclusions, limitations and conditions except as expressly modified by this Blanket Additional Insured – Permits coverage.
2. The limits of insurance are those set forth in the policy Declarations or in the written contract or agreement referenced in paragraph **A.** above or those specified in the permit or authorization referenced in paragraph **A.** above, whichever is less.

**D.** Other Insurance

1. If specifically required by the permit or authorization referenced in paragraph **A.** above or by the written contract or agreement referenced in paragraph **A.** above, any coverage provided by this coverage to an additional insured shall be primary and any other valid and collectible insurance available to the additional insured shall be non-contributory with this insurance. If the permit or authorization does not require this coverage to be primary and the additional insured’s coverage to be non-contributory, then this insurance will be excess over any other valid and collectible insurance available to the additional insured.
2. Even if the requirements of paragraph **D.1.** are met establishing this coverage as primary and the additional insured’s coverage as being non-contributory, this coverage will be excess over any other insurance available to the additional insured which is conferred onto said person or organization by a separate additional insured endorsement.

#### 7. “BORROWED EQUIPMENT” PROPERTY DAMAGE LIABILITY

Paragraphs **(3)** and **(4)** of Exclusion **j.** of **Section I – Coverage A** do not apply to “property damage” to “borrowed equipment”.

The limit of insurance for “borrowed equipment” coverage provided by this section **7.** is \$5,000 for any one “occurrence” and \$10,000 annual aggregate and is subject to a \$250 deductible or the property damage deductible shown on the declarations, whichever is greater.

For purposes of this paragraph, “borrowed equipment” is equipment which is temporarily in your care, custody and control with the consent of the owner and does not include equipment that is leased to you under a lease agreement.

The annual aggregate limit applies separately to each consecutive annual period and to any remaining period of less than 12 months, starting with the beginning of the policy period shown in the Declarations, unless that policy period is extended after issuance for an additional period of less than 12 months. In that case, the additional period will be deemed part of the last preceding period for purposes of determining the aggregate limit.

Any and all damages paid under the terms and conditions of this "Borrowed Equipment" Property Damage Liability coverage will further be applied against and will reduce the General Aggregate Limit of Insurance shown on the Declarations page, as provided in the Commercial General Liability Coverage Part in the same manner and in addition to all other coverages of the Commercial General Liability Coverage Part that are also subject to the General Aggregate Limit.

The following is added to **Section IV, Condition 4. Other Insurance**, paragraph **b. Excess Insurance**:

This "borrowed equipment" insurance is excess over any other valid and collectible property insurance (including any deductible) whether primary, excess (other than insurance written to apply specifically in excess of this policy), contingent or any other basis that would also apply to loss covered under this provision.

## 8. DAMAGE TO PREMISES RENTED TO YOU COVERAGE

- a. The last paragraph of **Section I – Coverage A** (after the exclusions) is replaced by the following:  
Exclusions **c.** through **n.** do not apply to "property damage" to premises rented to you or temporarily occupied by you with the permission of the owner. A separate limit of insurance applies to this coverage as described in **Section III – Limits of Insurance**. This limit will apply to all damage proximately caused by the same event.
- b. The first full paragraph immediately following exclusion **j.(6)** under **j. Damage to Property** of **2. Exclusions** under **Coverage A** of **Section I** is deleted in its entirety.
- c. Paragraph **6.** under **Section III – Limits of Insurance** is deleted in its entirety and replaced with the following:  
**6.** Subject to Paragraph **5.** above, the Damage to Premises Rented to You Limit is the most we will pay under **Coverage A** for damages because of "property damage" to any one premises, including the contents of such premises, while rented to you or temporarily occupied by you with permission of the owner.
- d. The Damage to Premises Rented to You Limit in paragraph **6.** of **Section III – Limits of Insurance** is the greater of \$500,000 or the amount shown in the Declarations for the Damage to Premises Rented to You Limit and is the most we will pay, subject to paragraph **5.** of **Section III – Limits of Insurance**, under **Coverage A** for damages because of "property damage" to any one premises, including the contents of such premises while rented to you or temporarily occupied by you with permission of the owner.

## 9. ELEVATOR PROPERTY DAMAGE LIABILITY

Paragraph **(6)** of exclusion **j.** of **Section I – Coverage A** does not apply to the use of elevators.

The limit of insurance for Elevators Coverage provided by this section 9 is \$5,000 any one occurrence and \$10,000 annual aggregate and is subject to a \$250 deductible or the property damage deductible shown on the declarations, whichever is greater.

The aggregate limit applies separately to each consecutive annual period and to any remaining period of less than 12 months, starting with the beginning of the policy period shown in the Declarations, unless that policy period is extended after issuance for an additional period of less than 12 months. In that case, the additional period will be deemed part of the last preceding period for purposes of determining the aggregate limit.

The following is added to **Section IV, Condition 4. Other Insurance**, paragraph **b. Excess Insurance**:

This Elevator property damage liability insurance is excess over any other valid and collectible property insurance (including any deductible) whether primary, excess (other than insurance written to apply specifically in excess of this policy), contingent or any other basis that would also apply to loss covered under this provision.

## 10. EXPECTED OR INTENDED INJURY

Exclusion **a.** of **Section I – Coverage A** is replaced by the following:

- a. "Bodily injury" or "property damage" expected or intended from the standpoint of the insured.

This exclusion does not apply to "bodily injury" or "property damage" resulting from the use of reasonable force to protect persons or property.

## 11. INCIDENTAL MEDICAL MALPRACTICE LIABILITY

- a. Paragraph **2.a.(1)d.** of **Section II – Who Is An Insured** does not apply to nurses, emergency medical technicians or paramedics employed by you arising out of his or her providing or failing to provide professional health care services, but only if such healthcare services are within the scope of their employment by you or are related to or arise out of the conduct of your business.
- b. This coverage does not apply if you are engaged in the business or occupation of providing professional health care services.

## 12.INSURED CONTRACT

Paragraph 9. of **Section V – Definitions** is replaced by the following:

9. “Insured contract” means:

- a. A contract for a lease of premises. However, that portion of the contract for a lease of premises that indemnifies any person or organization for damage to premises, or the contents thereof, while rented to you or temporarily occupied by you with permission of the owner is not an “insured contract”;
- b. A sidetrack agreement;
- c. Any easement or license agreement;
- d. An obligation, as required by ordinance, to indemnify a municipality, except in connection with work for a municipality;
- e. An elevator maintenance agreement;
- f. That part of any other contract or agreement pertaining to your business (including an indemnification of a municipality in connection with work performed for a municipality) under which you assume the tort liability of another party to pay for “bodily injury” or “property damage” to a third person or organization, provided the “bodily injury” or “property damage” is caused, in whole or in part, by you or by those acting on your behalf. Tort liability means a liability that would be imposed by law in the absence of any contract or agreement.

Paragraph f. does not include that part of any contract or agreement:

(1) That indemnifies an architect, engineer or surveyor for injury or damage arising out of:

- (a) Preparing, approving, or failing to prepare or approve, maps, shop drawings, opinions, reports, surveys, field orders, change orders or drawings and specifications; or
- (b) Giving directions or instructions, or failing to give them, if that is the primary cause of the injury or damage; or

(2) Under which the insured, if an architect, engineer or surveyor, assumes liability for an injury or damage arising out of the insured’s rendering or failure to render professional services, including those listed in (1) above and supervisory, inspection, architectural or engineering activities.

## 13.KNOWLEDGE AND NOTICE OF OCCURRENCE OR OFFENSE

**A.** The requirement in **Section IV CONDITIONS**, Paragraph 2.a. **Duties in the Event of Occurrence, Offense, Claim or Suit** that you must see to it that we are notified of an “occurrence” or offense will not be considered breached unless the breach occurs after the “occurrence” or offense is known to:

1. You, or your spouse, if you are an individual;
2. You, an “executive officer”, director, or stockholder, if you are a corporation;
3. A partner, member, or their spouses if you are a partnership or joint venture;
4. You, a member, or your managers, if you are a limited liability company;
5. You, or a trustee, if you are a trust;
6. An “employee” who is either designated by you to give such notice of an “occurrence” or offense (such as an insurance, loss control or risk manager or administrator) or a manager or supervisor responsible for the operation or oversight of a department, crew, business unit or division.

**B.** The requirement in **Section IV CONDITIONS**, Paragraph 2.b. **Duties in the Event of Occurrence, Offense, Claim or Suit** that you must see to it that we receive notice of a claim or “suit” will not be considered breached unless the breach occurs after such claim or “suit” is known to:

1. You, or your spouse, if you are an individual;
2. You, an “executive officer”, director, or stockholder, if you are a corporation;
3. A partner, member, or their spouses if you are a partnership or joint venture;
4. You, a member, or your managers, if you are a limited liability company;
5. You, or a trustee, if you are a trust;
6. An “employee” who is either designated by you to give such notice of an “occurrence” or offense (such as an insurance, loss control or risk manager or administrator) or a manager or supervisor responsible for the operation or oversight of a department, crew, business unit or division.

**C.** Knowledge by any other “employee” of an “occurrence”, offense, claim or “suit” does not imply that you also have such knowledge unless and until such time as any person listed in **A.** or **B.** above would reasonably be expected to have obtained knowledge of such “occurrence”, offense, claim or “suit” through the exercise of reasonable diligence.

## 14.LIBERALIZATION

If we revise this endorsement to provide more coverage without additional premium charge, we will automatically provide the additional coverage to all endorsement holders as of the day the revision is effective in your state.

**15. MEDICAL PAYMENTS**

If **Coverage C – Medical Payments Coverage** is not otherwise excluded from the Commercial General Liability Coverage Form, the Medical Expense Limit is changed, subject to all the terms of **Section III – Limits of Insurance**, to the greater of:

- a. \$15,000; or
- b. The Medical Expense limit shown in the declarations of the Commercial General Liability Coverage Form.

**16. MENTAL ANGUISH – BODILY INJURY REDEFINED**

The definition of “bodily injury” in **Section V – Definitions** is replaced by the following:

“Bodily injury” means bodily injury, sickness or disease sustained by a person, including mental anguish or death resulting from any of these at any time.

**17. MOBILE EQUIPMENT REDEFINED**

Under **Section V – Definitions**, Item **12**, Paragraph **f.(1)(a)**, **(b)** and **(c)** does not apply to self-propelled vehicles of less than 1,000 pounds gross vehicle weight.

**18. NEWLY FORMED OR ACQUIRED ORGANIZATIONS**

- a. In paragraph **3.a.** of **Section II – Who Is An Insured**, 90th day is changed to 180th day.
- b. This provision does not apply if coverage for newly formed or acquired organizations is excluded either by the provisions of the Commercial General Liability Coverage Form or by any applicable endorsement.

**19. NON-DUPLICATION OF BENEFITS**

No one will be entitled to receive duplicate payments for the same elements of loss under any of the coverages provided by the Commercial General Liability Coverage form, this endorsement, or any other applicable endorsement.

**20. NON-OWNED AIRCRAFT**

Exclusion **g.** of **Section I – Coverage A** does not apply to an aircraft provided:

- (a) It is hired, chartered or loaned with a paid crew;
- (b) It is not owned by an insured;
- (c) The pilot in command holds a currently effective license for the particular aircraft being flown, issued by the duly constituted authority of the United States of America or Canada, designating her or him a commercial airline pilot; and
- (d) It is not being used by the insured to carry persons or property for a charge.

The following is added to **Section IV, Condition 4. Other Insurance**, paragraph **b. Excess Insurance**:

This Non-owned Aircraft insurance is excess over any other valid and collectible property insurance whether primary, excess (other than insurance written to apply specifically in excess of this policy), contingent or any other basis that would also apply to loss covered under this provision.

**21. NON-OWNED WATERCRAFT**

Paragraph **(2)** of Exclusion **g.** of **Section I – Coverage A** is deleted and replaced with the following:

- (2)** A watercraft you do not own that is:
  - a. Less than 51 feet long; and
  - b. Not being used by the insured to carry persons or property for a charge.

**22. PERSONAL INJURY – BROAD FORM**

- a. Paragraph **14.b.** of **Section V – Definitions** is replaced by the following:
  - b. Malicious prosecution or abuse of process;
- b. Definition **14** of **Section V – Definitions** is amended by the addition of the following:
  - h. Wrongful discrimination or humiliation that results in injury to the feeling or reputation of a natural person, but only if such discrimination or humiliation is:
    - (1) Not the result of acts or omissions of:
      - (a) The insured;
      - (b) Any executive officer, director, stockholder, partner or member of the insured; or
      - (c) Anyone acting at the direction of anyone listed in (a) and (b) above done with the intent or the reasonable expectation that such acts or omissions will result in wrongful discrimination or humiliation to another person; and
    - (2) Not directly or indirectly related to employment related practices, or the prospective employment or termination of employment or demotion of any person or person(s) by an insured.

- c. Paragraphs a. and b. above do not apply if **Coverage B Personal and Advertising Injury Liability** is excluded either by the provision of the Commercial General Liability Coverage form or by endorsement.

### 23. SUPPLEMENTARY PAYMENTS

Paragraphs b. and d. of Supplementary Payments – **Section I Coverage A and B** are replaced by the following:

- b. Up to \$5,000 for cost of bail bonds required because of accidents or traffic law violations arising out of the use of any vehicle to which the “bodily injury” coverage applies. We do not have to furnish these bonds.
- d. All reasonable expenses incurred by the insured at our request to assist us in the investigation or defense of the claim or “suit”, including actual loss of earnings up to \$500 a day because of time off from work.

### 24. UNINTENTIONAL FAILURE TO DISCLOSE HAZARDS

The following is added under paragraph 6. of **Section IV – CONDITIONS**:

- d. Your failure to disclose all hazards existing as of the inception date of the policy shall not in itself prejudice the coverage otherwise afforded by this policy, provided such failure to disclose all hazards is not intentional.

### 25. VOLUNTARY PROPERTY DAMAGE

#### A. INSURING AGREEMENT

Under **SECTION I – COVERAGES, COVERAGE A BODILY INJURY AND PROPERTY DAMAGE of the COMMERCIAL GENERAL LIABILITY COVERAGE PART**, we will pay, at your request, without regard to liability, for “property damage” to the property of others provided:

- 1. Such “property damage” occurs while such property is in your care, custody or control, or property of others over which you are, for any purpose, exercising physical control; and
- 2. Such “property damage” arises out of “your work” away from premises owned by, rented to, or occupied by you.

#### B. ADDITIONAL CONDITIONS

The insurance afforded by paragraph **A. INSURING AGREEMENT** of this endorsement is subject to the following additional terms and conditions:

- 1. Subject to a \$50,000 Annual Aggregate, the most we will pay for Voluntary Property Damage because of “property damage”, to which the coverage provided by this Voluntary Property Damage coverage applies, arising out of any one “occurrence” is a \$25,000 “Occurrence” Limit regardless of the number of:
  - a. Insureds;
  - b. Claims made or “suits” brought; or
  - c. Persons or organizations making claims or bringing “suits”.

The “Occurrence” Limit is included within and is not in addition to the Each Occurrence Limit applicable to **COVERAGE A BODILY INJURY AND PROPERTY DAMAGE LIABILITY of the COMMERCIAL GENERAL LIABILITY COVERAGE PART**.

- 2. The Annual Aggregate of this Voluntary Property Damage coverage is the most we will pay for all “property damage” to which the Voluntary Property Damage coverage provided by this endorsement applies.
- 3. The Annual Aggregate applies separately to each consecutive annual period and to any remaining period of less than 12 months, starting with the beginning of the policy period shown in the Declarations, unless the policy period is extended after issuance for an additional period of less than 12 months. In that case, the additional period will be deemed part of the last preceding period for purposes of determining the Annual Aggregate.
- 4. Any and all damages paid under the terms and conditions of this Voluntary Property Damage coverage will further be applied against and will reduce the General Aggregate Limit of Insurance shown on the Declarations page, as provided in the Commercial General Liability Coverage Part in the same manner and in addition to all other coverages of the Commercial General Liability Coverage Part that are also subject to the General Aggregate Limit.
- 5. Our obligation under this endorsement to pay damages on your behalf applies only to the amount of damages in excess of \$500. The deductible amount applies to all damages because of “property damage” as the result of any one “occurrence” regardless of the number of persons or organizations who sustain damages because of that “occurrence”.
  - a. The terms of this insurance, including those with respect to:
    - (1) Our right and duty to defend any “suits” seeking those damages; and
    - (2) Your duties in the event of any “occurrence”, claim or “suit”; apply irrespective of the application of the deductible amount.
  - b. We may pay any part or all of the deductible amount to effect settlement of any claim or “suit” and, upon notification of the action taken, you shall promptly reimburse us for such part of the deductible amount as has been paid by us.

6. Settlement – In the event of loss covered by this Voluntary Property Damage coverage, you shall, if requested by us, replace the property or furnish the labor and materials necessary for the repairs thereto at actual cost to you, excluding prospective profit or overhead charges of any nature. Any property so paid for or replaced shall, at our option, become our property. Payment hereunder shall not constitute an admission of your liability or, except as stated herein, of ours.
7. The insurance provided by this coverage is excess over any valid and collectible property insurance (except the deductible portion thereof) available to the insured, such as, but not limited to, Building coverage, Personal Property coverage, Builder's Risk coverage, Installation Risk coverage, or similar coverage. The Other Insurance Condition of your policy is amended accordingly.

### C. EXCLUSIONS

Solely for the purposes of the insurance afforded by this endorsement, Paragraph 2. **EXCLUSIONS of SECTION I – COVERAGE, COVERAGE A BODILY INJURY AND PROPERTY DAMAGE LIABILITY** is amended as follows:

1. Subparagraphs (3), (4) and (5) of Exclusion j. Damage to Property do not apply to the extent that coverage is provided by Paragraph A. **INSURING AGREEMENT** of this coverage.
2. The following exclusions are added:
 

The insurance provided by this coverage does not apply to "property damage":

  - a. To personal property held by you for servicing, repair, storage or sale at premises owned by, rented to or occupied by you.
  - b. To any property if the work out of which the damage arises was performed on your behalf by a subcontractor.
  - c. To property owned by, or rented by, an insured or any "employee" of the insured.
  - d. To property that is money and securities.
  - e. Included within the "explosion hazard", the "collapse hazard", or the "underground property damage hazard", unless such coverage is provided by the policy to which this endorsement is attached.

All other Exclusions, Terms and Conditions of the Policy to which this Voluntary Property Damage coverage is attached continue to apply.

### D. DEFINITIONS

The following additional definitions apply:

"Explosion hazard" includes property damage arising out of blasting or explosion. The "explosion hazard" does not include "property damage" arising out of the explosion of air or steam vessels, piping under pressure, prime movers, machinery or power transmitting equipment.

"Collapse hazard" includes "structural property damage" and any resulting "property damage" to any other property at any time.

"Structural property damage" means the collapse of or structural injury to any building or structure due to:

- (a) grading of land, excavating, burrowing, filling, back-filling, tunneling, pile driving, cofferdam work or caisson work; or
- (b) moving, shoring, underpinning, raising or demolition of any building or structure or removal or rebuilding of any structural support of that building or structure.

"Underground property damage hazard" includes "underground property damage" and any resulting "property damage" to any other property at any time.

"Underground property damage" means property damage to wires, conduits, pipes, mains, sewers, tanks, tunnels, any similar property, and any apparatus used with them beneath the surface of the ground or water, caused by or occurring during the use of mechanical equipment for the purpose of grading land, paving, excavating, drilling, burrowing, filling, back-filling or pile driving.

### 26. WAIVER OF TRANSFER OF RIGHTS OF RECOVERY AGAINST OTHERS

We have the right to recover our payments from anyone liable for an injury covered by this policy. We will not enforce our right against any person or organization for whom you perform work under a written contract that requires you to obtain this agreement from us.

This agreement shall not operate directly or indirectly to benefit anyone not named in the agreement.

This provision does not apply to any written contact formed or executed after performance has begun.

**CG-7346  
(Ed. 7-10)**

THIS ENDORSEMENT CHANGES THE POLICY. PLEASE READ IT CAREFULLY.

**BLANKET WAIVER OF TRANSFER OF RIGHTS OF RECOVERY  
AGAINST OTHERS TO US WHEN YOU HAVE AGREED IN WRITING  
PRIOR TO THE LOSS**

This endorsement modifies insurance provided under the following:

COMMERCIAL GENERAL LIABILITY COVERAGE PART

The **TRANSFER OF RIGHTS OF RECOVERY AGAINST OTHERS TO US**, (Condition 8, under **Section IV – COMMERCIAL GENERAL LIABILITY CONDITIONS**) is deleted and replaced with the following:

If the insured has rights to recover all or part of any payment we have made under this Coverage Part, those rights are transferred to us. The insured must do nothing after loss to impair them. At our request, the insured will bring "suit" or transfer those rights to us and help us enforce them. However, we have no right to seek recovery of all or any part of such payment against any person or organization with whom the insured has agreed in writing prior to the loss not to seek recovery of such payments.



## WORKERS COMPENSATION AND EMPLOYERS LIABILITY INSURANCE POLICY

WC 00 03 13

(Ed. 4-84)

**WAIVER OF OUR RIGHT TO RECOVER FROM OTHERS ENDORSEMENT**

We have the right to recover our payments from anyone liable for an injury covered by this policy. We will not enforce our right against the person or organization named in the Schedule. (This agreement applies only to the extent that you perform work under a written contract that requires you to obtain this agreement from us.)

This agreement shall not operate directly or indirectly to benefit anyone not named in the Schedule.

## Schedule

Name of Person: Blanket

Organization Name: Blanket

This endorsement changes the policy to which it is attached and is effective on the date issued unless otherwise stated.

(The information below is required only when this endorsement is issued subsequent to preparation of the policy.)

Endorsement Effective **09-28-18**  
Insured **Warehouse Direct Inc**

Policy No. **WC00000063118Y** Endorsement No.  
Premium **Included**

Insurance Company  
**Harleysville Lake States Insurance Co**

Countersigned by \_\_\_\_\_

**WC 00 03 13**  
(Ed. 4-84)



## RESOLUTION/ORDINANCE EXECUTIVE SUMMARY

### Resolution: No.

Authorizing Renewal of Tyler Court Management System Maintenance Agreement

**Committee Flow:** Administration Committee, Finance and Budget Committee, Executive Committee, County Board

**Contact:** Barbara Garza, 630.208.3834

### Budget Information:

Was this item budgeted? Yes	Appropriation Amount: \$420,962 for 2020
If not budgeted, explain funding source: N/A	

### Summary:

This resolution is to renew the software maintenance on the Tyler Court Case Management System. This is a new 5-year maintenance agreement expiring in November 2024.

STATE OF ILLINOIS

COUNTY OF KANE

RESOLUTION: NO.

**AUTHORIZING RENEWAL OF TYLER COURT MANAGEMENT SYSTEM MAINTENANCE AGREEMENT**

WHEREAS, the Kane County Information Technologies Department has responsibility for the Tyler Court Case Management system utilized by the Circuit Clerk, Judiciary, State's Attorney, Public Defender and various other court agencies; and

WHEREAS, this will renew the maintenance contract for five years with costs for 2020 being \$420,962 with maintenance costs not to increase more than 5% per year over the prior year through November 30, 2024; and

WHEREAS, this agreement calls for the use of funds beyond the present budget year and the County of Kane acknowledges the necessity of the appropriation of such funds.

NOW, THEREFORE, BE IT RESOLVED by the Kane County Board that the Kane County Board Chairman is hereby authorized to enter into an agreement and Information Technologies is hereby authorized to expend funds with Tyler Technologies for maintenance of the County's Court Case Management system at a cost not to exceed Four Hundred Twenty Thousand Nine Hundred Sixty Two Dollars (\$420,962.00) for fiscal year 2020 and a not to exceed increase of five percent (5%) per year over the prior year through November 30, 2024..

Line Item	Line Item Description	Was Personnel/Item/Service approved in original budget or a subsequent budget revision?	Are funds currently available for this Personnel/Item/Service in the specific line item?	If funds are not currently available in the specified line item, where are the funds available?
127.800.812.50340	Software Licensing Cost	Yes	Yes	N/A

Passed by the Kane County Board on February 11, 2020.

---

John A. Cunningham  
 Clerk, County Board  
 Kane County, Illinois

---

Christopher J. Lauzen  
 Chairman, County Board  
 Kane County, Illinois

Vote:

20-02 CMS Maintenance



## RESOLUTION/ORDINANCE EXECUTIVE SUMMARY

### Resolution: No.

Authorizing Contract Extension for Mill Creek J.U.L.I.E. Locates Services

**Committee Flow:** Administration Committee, Finance and Budget Committee, Executive Committee, County Board

**Contact:** Rickey Sparks, 630.208.5175

### Budget Information:

Was this item budgeted? Yes	Appropriation Amount: \$29,500.00
If not budgeted, explain funding source:	

Cost per occurrence.

### Summary:

Building Management is seeking authorization for an additional extension of the 2018 Mill Creek SSA underground electrical wiring J.U.L.I.E. locate service contract with Adesta, LLC (fka G4S Secure Integration).

Adesta agrees to extend the Mill Creek SSA contract, at the same 2018 cost per occurrence rate for a one (1) year period.

STATE OF ILLINOIS

COUNTY OF KANE

RESOLUTION: NO.

**AUTHORIZING CONTRACT EXTENSION FOR MILL CREEK J.U.L.I.E. LOCATES SERVICES**

WHEREAS, an additional extension is recommended to the 2018 Mill Creek SSA underground electrical wiring J.U.L.I.E. locate service contract (RFQ on 01/29/18) for the Mill Creek subdivision with Adesta, LLC; and

WHEREAS, the original contract with Adesta, LLC was a one (1) year agreement. FY2018 Requests For Quotes (RFQ) were solicited from five vendors with only one response received from Adesta, LLC (fka G4S Secure Integration). Due to the uniqueness and nature of services provided, and the unavailability of other vendors in the County's service area, Building Management is recommending to continue to retain Adesta's services; and

WHEREAS, the County requests, and Adesta, LLC agrees to, the second of three available extensions of the contract for an additional one (1) year of service at the same rate of service as the 2018 agreement. This is an hourly rate of \$56.00 per hour, or a daily rate of \$460.00 per call basis; and

WHEREAS, Adesta, LLC has provided excellent services for the last several years, has completed all the requirements of the contract; has extensive working knowledge of the Mill Creek SSA, and been very responsive in meeting the needs of the SSA since 2013; and

WHEREAS, appropriate funds have been budgeted and are available in the FY2020 Mill Creek SSA budget.

NOW, THEREFORE, BE IT RESOLVED by the Kane County Board that the Chairman is hereby authorized to execute a second extension of the contract with Adesta, LLC, 1200 Landmark Center, Suite 1300, Omaha, NE 68102, on a "per call basis" in the amount, not to exceed, of Twenty-Nine Thousand, Five Hundred Dollars (\$29,500.00).

Line Item	Line Item Description	Was Personnel/Item/Service approved in original budget or a subsequent budget revision?	Are funds currently available for this Personnel/Item/Service in the specific line item?	If funds are not currently available in the specified line item, where are the funds available?
520.690.730.50150	Contractual/Consulting Services	Yes	Yes	N/A

Passed by the Kane County Board on February 11, 2020.

\_\_\_\_\_  
John A. Cunningham  
Clerk, County Board  
Kane County, Illinois

\_\_\_\_\_  
Christopher J. Lauzen  
Chairman, County Board  
Kane County, Illinois

Vote:

20-02 MC Contract Ext



**Adesta**  
1200 Landmark Center  
Suite 1300  
Omaha, NE 68102

Telephone: 855-447-8721  
Fax: 402-233-7650  
Info@adestagroup.com  
www.g4s.us/adesta

**CONTRACTOR DISCLOSURE**

Adesta LLC has withheld no disclosures as to economic interests in the undertaking nor reserved any information, data or plan as to the intended use or purpose for which it seeks County Board or other county agency action.

Below is a list of shareholders or owners with at least 5% holdings in Adesta LLC:

The sole member of Adesta LLC is:  
G4S Secure Integration LLC 100%  
1200 Landmark Center, Suite 1300  
Omaha, NE 68102

Below is a list of shareholders or owners with at least 5% holdings in G4S Secure Integration LLC:

The sole member of G4S Secure Integration LLC is:  
G4S Technology Holdings (USA) Inc. 100%  
21 North Avenue  
Burlington, MA 01803-3305

Below is the contact information for the individuals who will be having contact with County employees or officials in relation to the contract or bid:

Jerry Leiby  
Regional Manger  
Adesta LLC, A G4S Company  
565 Willowbrook Centre Parkway  
Willowbrook, IL 60527  
Ph: (630) 207-2613

Al Herrera  
Project Manager  
Adesta LLC, A G4S Company  
565 Willowbrook Centre Parkway  
Willowbrook Centre Parkway  
Ph: (815) 482-7566

Jeff Dechant  
Contracts Manager  
G4S Secure Integration LLC  
1200 Landmark Center, Suite 1300  
Omaha, NE 68102  
Ph: (402) 233-7654

  
\_\_\_\_\_  
Jeff Dechant  
Contracts Manager

1/7/2020  
\_\_\_\_\_  
Date

SUBSCRIBED and SWORN TO before me

This 7<sup>th</sup> day of January, 2020

  
\_\_\_\_\_  
Notary Public





Adesta  
1200 Landmark Center  
Suite 1300  
Omaha, NE 68102

Telephone: 855-447-8721  
Fax: 402-233-7650  
Info@adestagroup.com  
www.g4s.us/adesta

January 7, 2020

**CERTIFICATE REGARDING KANE COUNTY  
VENDOR/CONTRACTOR CONFLICT OF INTEREST DISCLOSURE**

Adesta LLC does hereby certify that they have read and fully understand the Vendor/Contractor Conflict of Interest Policy as stated below:

"Prior to award, every contractor or vendor who is seeking or who has obtained contracts or change orders to contracts or two (2) or more individual contracts with Kane County resulting in an amount greater than fifteen thousand dollars (\$15,000) shall disclose to the Kane County Purchasing Department, in writing all cumulative campaign contributions, (which includes multiple candidates) made within the previous twelve (12) months of awarding of the contract made by that contractor, union, or vendor to any current officer or countywide elected officer whose office the contract to be awarded will benefit. Disclosure shall be updated annually during the term of a multi-year contract and prior to any change order or renewal requiring Board level approval. For purposes of this disclosure requirement, "contractor or vendor" shall include owners, officers, managers, insurance brokers, lobbyists, agents, consultants, bond counsel and underwriters counsel, subcontractors corporations, partnerships, associations, business trusts, estates, trustees, and/or beneficiaries under the control of the contracting person, and political action committees to which the contracting person has made contributions."

Adesta LLC does certify that it has made no contributions to any Kane County Campaigns or Fundraisers since its existence in the Business Industry.


Firm: Adesta LLC

By:   
(Signature)

Jeff Dechant, Contracts Manager  
(Printed Name & Title)

SUBSCRIBED and SWORN TO before me

This 7<sup>th</sup> day of January, 2020

  
Notary Public





# CERTIFICATE OF LIABILITY INSURANCE

DATE (MM/DD/YYYY)  
09/25/2019

**THIS CERTIFICATE IS ISSUED AS A MATTER OF INFORMATION ONLY AND CONFERS NO RIGHTS UPON THE CERTIFICATE HOLDER. THIS CERTIFICATE DOES NOT AFFIRMATIVELY OR NEGATIVELY AMEND, EXTEND OR ALTER THE COVERAGE AFFORDED BY THE POLICIES BELOW. THIS CERTIFICATE OF INSURANCE DOES NOT CONSTITUTE A CONTRACT BETWEEN THE ISSUING INSURER(S), AUTHORIZED REPRESENTATIVE OR PRODUCER, AND THE CERTIFICATE HOLDER.**

**IMPORTANT: If the certificate holder is an ADDITIONAL INSURED, the policy(ies) must have ADDITIONAL INSURED provisions or be endorsed. If SUBROGATION IS WAIVED, subject to the terms and conditions of the policy, certain policies may require an endorsement. A statement on this certificate does not confer rights to the certificate holder in lieu of such endorsement(s).**

<b>PRODUCER</b> Willis of Florida, Inc. c/o 26 Century Blvd P.O. Box 305191 Nashville, TN 372305191 USA	<b>CONTACT NAME:</b> <b>PHONE (A/C, No. Ext):</b> 1-877-945-7378 <b>FAX (A/C, No):</b> 1-888-467-2378 <b>E-MAIL ADDRESS:</b> certificates@willis.com														
<b>INSURED</b> Adesta LLC 1200 Landmark Center, Suite 1300 Omaha, NE 681021854	<table border="1" style="width: 100%; border-collapse: collapse;"> <tr> <th style="text-align: center;">INSURER(S) AFFORDING COVERAGE</th> <th style="text-align: center;">NAIC #</th> </tr> <tr> <td><b>INSURER A:</b> National Union Fire Insurance Company of P</td> <td style="text-align: center;">19445</td> </tr> <tr> <td><b>INSURER B:</b> New Hampshire Insurance Company</td> <td style="text-align: center;">23841</td> </tr> <tr> <td><b>INSURER C:</b> AIG Specialty Insurance Company</td> <td style="text-align: center;">26883</td> </tr> <tr> <td><b>INSURER D:</b></td> <td></td> </tr> <tr> <td><b>INSURER E:</b></td> <td></td> </tr> <tr> <td><b>INSURER F:</b></td> <td></td> </tr> </table>	INSURER(S) AFFORDING COVERAGE	NAIC #	<b>INSURER A:</b> National Union Fire Insurance Company of P	19445	<b>INSURER B:</b> New Hampshire Insurance Company	23841	<b>INSURER C:</b> AIG Specialty Insurance Company	26883	<b>INSURER D:</b>		<b>INSURER E:</b>		<b>INSURER F:</b>	
INSURER(S) AFFORDING COVERAGE	NAIC #														
<b>INSURER A:</b> National Union Fire Insurance Company of P	19445														
<b>INSURER B:</b> New Hampshire Insurance Company	23841														
<b>INSURER C:</b> AIG Specialty Insurance Company	26883														
<b>INSURER D:</b>															
<b>INSURER E:</b>															
<b>INSURER F:</b>															

**COVERAGES** **CERTIFICATE NUMBER: W13054748** **REVISION NUMBER:**

THIS IS TO CERTIFY THAT THE POLICIES OF INSURANCE LISTED BELOW HAVE BEEN ISSUED TO THE INSURED NAMED ABOVE FOR THE POLICY PERIOD INDICATED. NOTWITHSTANDING ANY REQUIREMENT, TERM OR CONDITION OF ANY CONTRACT OR OTHER DOCUMENT WITH RESPECT TO WHICH THIS CERTIFICATE MAY BE ISSUED OR MAY PERTAIN, THE INSURANCE AFFORDED BY THE POLICIES DESCRIBED HEREIN IS SUBJECT TO ALL THE TERMS, EXCLUSIONS AND CONDITIONS OF SUCH POLICIES. LIMITS SHOWN MAY HAVE BEEN REDUCED BY PAID CLAIMS.

INSR LTR	TYPE OF INSURANCE	ADDL INSD	SUBR WVD	POLICY NUMBER	POLICY EFF (MM/DD/YYYY)	POLICY EXP (MM/DD/YYYY)	LIMITS														
A	<input checked="" type="checkbox"/> <b>COMMERCIAL GENERAL LIABILITY</b> <input type="checkbox"/> CLAIMS-MADE <input checked="" type="checkbox"/> OCCUR  GEN'L AGGREGATE LIMIT APPLIES PER: <input checked="" type="checkbox"/> POLICY <input type="checkbox"/> PRO-JECT <input type="checkbox"/> LOC OTHER:	Y	Y	GL 686-24-20	10/01/2019	10/01/2020	<table border="1" style="width: 100%; border-collapse: collapse;"> <tr><td>EACH OCCURRENCE</td><td style="text-align: right;">\$ 5,000,000</td></tr> <tr><td>DAMAGE TO RENTED PREMISES (Ea occurrence)</td><td style="text-align: right;">\$ 5,000,000</td></tr> <tr><td>MED EXP (Any one person)</td><td style="text-align: center;">Excluded</td></tr> <tr><td>PERSONAL &amp; ADV INJURY</td><td style="text-align: right;">\$ 5,000,000</td></tr> <tr><td>GENERAL AGGREGATE</td><td style="text-align: right;">\$ 5,000,000</td></tr> <tr><td>PRODUCTS - COMP/OP AGG</td><td style="text-align: right;">\$ 5,000,000</td></tr> <tr><td></td><td style="text-align: right;">\$</td></tr> </table>	EACH OCCURRENCE	\$ 5,000,000	DAMAGE TO RENTED PREMISES (Ea occurrence)	\$ 5,000,000	MED EXP (Any one person)	Excluded	PERSONAL & ADV INJURY	\$ 5,000,000	GENERAL AGGREGATE	\$ 5,000,000	PRODUCTS - COMP/OP AGG	\$ 5,000,000		\$
EACH OCCURRENCE	\$ 5,000,000																				
DAMAGE TO RENTED PREMISES (Ea occurrence)	\$ 5,000,000																				
MED EXP (Any one person)	Excluded																				
PERSONAL & ADV INJURY	\$ 5,000,000																				
GENERAL AGGREGATE	\$ 5,000,000																				
PRODUCTS - COMP/OP AGG	\$ 5,000,000																				
	\$																				
A	<b>AUTOMOBILE LIABILITY</b> <input checked="" type="checkbox"/> ANY AUTO <input type="checkbox"/> OWNED AUTOS ONLY <input type="checkbox"/> SCHEDULED AUTOS <input type="checkbox"/> HIRED AUTOS ONLY <input type="checkbox"/> NON-OWNED AUTOS ONLY <input type="checkbox"/> AUTOS ONLY	Y	Y	CA 499-32-50 (AOS)	10/01/2019	10/01/2020	<table border="1" style="width: 100%; border-collapse: collapse;"> <tr><td>COMBINED SINGLE LIMIT (Ea accident)</td><td style="text-align: right;">\$ 5,000,000</td></tr> <tr><td>BODILY INJURY (Per person)</td><td style="text-align: right;">\$</td></tr> <tr><td>BODILY INJURY (Per accident)</td><td style="text-align: right;">\$</td></tr> <tr><td>PROPERTY DAMAGE (Per accident)</td><td style="text-align: right;">\$</td></tr> <tr><td></td><td style="text-align: right;">\$</td></tr> </table>	COMBINED SINGLE LIMIT (Ea accident)	\$ 5,000,000	BODILY INJURY (Per person)	\$	BODILY INJURY (Per accident)	\$	PROPERTY DAMAGE (Per accident)	\$		\$				
COMBINED SINGLE LIMIT (Ea accident)	\$ 5,000,000																				
BODILY INJURY (Per person)	\$																				
BODILY INJURY (Per accident)	\$																				
PROPERTY DAMAGE (Per accident)	\$																				
	\$																				
	<b>UMBRELLA LIAB</b> <input type="checkbox"/> OCCUR <b>EXCESS LIAB</b> <input type="checkbox"/> CLAIMS-MADE DED RETENTION \$						<table border="1" style="width: 100%; border-collapse: collapse;"> <tr><td>EACH OCCURRENCE</td><td style="text-align: right;">\$</td></tr> <tr><td>AGGREGATE</td><td style="text-align: right;">\$</td></tr> <tr><td></td><td style="text-align: right;">\$</td></tr> </table>	EACH OCCURRENCE	\$	AGGREGATE	\$		\$								
EACH OCCURRENCE	\$																				
AGGREGATE	\$																				
	\$																				
B	<b>WORKERS COMPENSATION AND EMPLOYERS' LIABILITY</b> ANY PROPRIETOR/PARTNER/EXECUTIVE OFFICER/MEMBER EXCLUDED? (Mandatory in NH) If yes, describe under DESCRIPTION OF OPERATIONS below	Y/N <input checked="" type="checkbox"/> No	N/A	WC 017-51-5817 (AOS)	10/01/2019	10/01/2020	<table border="1" style="width: 100%; border-collapse: collapse;"> <tr> <td><input checked="" type="checkbox"/> PER STATUTE</td> <td><input type="checkbox"/> OTHER</td> <td></td> </tr> <tr><td>E.L. EACH ACCIDENT</td><td></td><td style="text-align: right;">\$ 1,000,000</td></tr> <tr><td>E.L. DISEASE - EA EMPLOYEE</td><td></td><td style="text-align: right;">\$ 1,000,000</td></tr> <tr><td>E.L. DISEASE - POLICY LIMIT</td><td></td><td style="text-align: right;">\$ 1,000,000</td></tr> </table>	<input checked="" type="checkbox"/> PER STATUTE	<input type="checkbox"/> OTHER		E.L. EACH ACCIDENT		\$ 1,000,000	E.L. DISEASE - EA EMPLOYEE		\$ 1,000,000	E.L. DISEASE - POLICY LIMIT		\$ 1,000,000		
<input checked="" type="checkbox"/> PER STATUTE	<input type="checkbox"/> OTHER																				
E.L. EACH ACCIDENT		\$ 1,000,000																			
E.L. DISEASE - EA EMPLOYEE		\$ 1,000,000																			
E.L. DISEASE - POLICY LIMIT		\$ 1,000,000																			
C	<b>E&amp;O Professional</b>			01-826-03-61	10/01/2019	10/01/2020	<table border="1" style="width: 100%; border-collapse: collapse;"> <tr><td><b>Per Claim:</b></td><td style="text-align: right;">\$5,000,000</td></tr> <tr><td><b>Aggregate:</b></td><td style="text-align: right;">\$8,000,000</td></tr> </table>	<b>Per Claim:</b>	\$5,000,000	<b>Aggregate:</b>	\$8,000,000										
<b>Per Claim:</b>	\$5,000,000																				
<b>Aggregate:</b>	\$8,000,000																				

DESCRIPTION OF OPERATIONS / LOCATIONS / VEHICLES (ACORD 101, Additional Remarks Schedule, may be attached if more space is required)  
 See Attached:

**CERTIFICATE HOLDER**

**CANCELLATION**

County of Kane Building Management Department Building A, 3rd Floor 719 South Batavia Avenue Geneva, IL 60134	<p>SHOULD ANY OF THE ABOVE DESCRIBED POLICIES BE CANCELLED BEFORE THE EXPIRATION DATE THEREOF, NOTICE WILL BE DELIVERED IN ACCORDANCE WITH THE POLICY PROVISIONS.</p> <hr/> AUTHORIZED REPRESENTATIVE 
---	---





**ADDITIONAL REMARKS SCHEDULE**

AGENCY Willis of Florida, Inc.		NAMED INSURED Adesta LLC 1200 Landmark Center, Suite 1300 Omaha, NE 681021854	
POLICY NUMBER See Page 1		EFFECTIVE DATE: See Page 1	
CARRIER See Page 1	NAIC CODE See Page 1		

**ADDITIONAL REMARKS**

**THIS ADDITIONAL REMARKS FORM IS A SCHEDULE TO ACORD FORM,  
FORM NUMBER: 25 FORM TITLE: Certificate of Liability Insurance**

**Automobile Liability Policy:**

Insurance Carrier: National Union Fire Insurance Company of Pittsburgh - NAIC Number: 19445

All Limits Apply Per Policy

Policy Numbers: CA 499-32-51 (VA) & CA 499-32-53 (MA)

Policy Term: 10/01/2019 - 10/01/2020

Combined Single Limit: \$5,000,000 - Any Auto

**Workers' Compensation and Employer's Liability Policies:**

All Limits Apply Per Policy

Workers' Compensation and Employer's Liability policies are effective 10/01/2019 and expire 10/01/2020.

Insurance Carrier: New Hampshire Insurance Company - NAIC Number: 23841

Policy Numbers: WC 017-51-5812 & WC 017-51-5813 (MA,WI)

Applies Per Statute

E.L. EACH ACCIDENT \$1,000,000

E.L. DISEASE - EACH EMPLOYEE \$1,000,000

E.L. DISEASE - POLICY LIMIT \$1,000,000

WC 017-51-5813 (MA,WI) Includes Stop Gap. WC 017-51-5812 applies to AZ, IL, KY, NC, NH, NJ, PA, UT, VA, and VT.

Insurance Carrier: American Home Assurance Company - NAIC Number: 19380

Policy Numbers: WC 017-51-5815 (CA)

Applies Per Statute

E.L. EACH ACCIDENT \$1,000,000

E.L. DISEASE - EACH EMPLOYEE \$1,000,000

E.L. DISEASE - POLICY LIMIT \$1,000,000

Insurance Carrier: Illinois National Insurance Company - NAIC Number: 23817

Policy Numbers: WC 017-51-5816 (FL)

Applies Per Statute

E.L. EACH ACCIDENT \$1,000,000

E.L. DISEASE - EACH EMPLOYEE \$1,000,000

E.L. DISEASE - POLICY LIMIT \$1,000,000

**Excess Workers' Compensation and Employers Liability Policy:**

Insurance Carrier: New Hampshire Insurance Company - NAIC Number: 23841

Policy Numbers: XWC 556-56-52 (OH)

Policy Term: 10/01/2019 - 10/01/2020

E.L. EACH ACCIDENT \$1,000,000

E.L. DISEASE - EACH EMPLOYEE \$1,000,000

Re: Project Name: Mill Creek Special Service Areas - J.U.L.I.E. Locates Services.

County of Kane is included as Additional Insured in accordance with the policy provisions of the General Liability and Automobile Liability policies. General Liability evidenced herein is Primary and Non-Contributory to other insurance available to an Additional Insured, but only in accordance with the policy's provisions. A Waiver of Subrogation is granted in favor County of Kane in accordance with the policy provisions of the General Liability, Automobile Liability, and Workers Compensation policies. Professional Liability policy is claims-made.



# CERTIFICATE OF LIABILITY INSURANCE

DATE (MM/DD/YYYY)

10/19/2019

THIS CERTIFICATE IS ISSUED AS A MATTER OF INFORMATION ONLY AND CONFERS NO RIGHTS UPON THE CERTIFICATE HOLDER. THIS CERTIFICATE DOES NOT AFFIRMATIVELY OR NEGATIVELY AMEND, EXTEND OR ALTER THE COVERAGE AFFORDED BY THE POLICIES BELOW. THIS CERTIFICATE OF INSURANCE DOES NOT CONSTITUTE A CONTRACT BETWEEN THE ISSUING INSURER(S), AUTHORIZED REPRESENTATIVE OR PRODUCER, AND THE CERTIFICATE HOLDER.

**IMPORTANT:** If the certificate holder is an ADDITIONAL INSURED, the policy(ies) must have ADDITIONAL INSURED provisions or be endorsed. If SUBROGATION IS WAIVED, subject to the terms and conditions of the policy, certain policies may require an endorsement. A statement on this certificate does not confer rights to the certificate holder in lieu of such endorsement(s).

<b>PRODUCER</b> Aon UK Ltd. 122 Leadenhall St. London EC3M	<b>CONTACT NAME:</b>	
	<b>PHONE (A/C, No, Ext):</b>	<b>FAX (A/C, No):</b>
<b>E-MAIL ADDRESS:</b>		
<b>INSURER(S) AFFORDING COVERAGE</b>		<b>NAIC #</b>
<b>INSURER A:</b> AIG Europe Limited		AA1120841
<b>INSURER B:</b>		
<b>INSURER C:</b>		
<b>INSURER D:</b>		
<b>INSURER E:</b>		
<b>INSURER F:</b>		

**COVERAGES**                      **CERTIFICATE NUMBER:** 810199                      **REVISION NUMBER:**

THIS IS TO CERTIFY THAT THE POLICIES OF INSURANCE LISTED BELOW HAVE BEEN ISSUED TO THE INSURED NAMED ABOVE FOR THE POLICY PERIOD INDICATED. NOTWITHSTANDING ANY REQUIREMENT, TERM OR CONDITION OF ANY CONTRACT OR OTHER DOCUMENT WITH RESPECT TO WHICH THIS CERTIFICATE MAY BE ISSUED OR MAY PERTAIN, THE INSURANCE AFFORDED BY THE POLICIES DESCRIBED HEREIN IS SUBJECT TO ALL THE TERMS, EXCLUSIONS AND CONDITIONS OF SUCH POLICIES. LIMITS SHOWN MAY HAVE BEEN REDUCED BY PAID CLAIMS. Limits shown are as requested

INSR LTR	TYPE OF INSURANCE	ADDL INSD	SUBR WVD	POLICY NUMBER	POLICY EFF (MM/DD/YYYY)	POLICY EXP (MM/DD/YYYY)	LIMITS
	<b>COMMERCIAL GENERAL LIABILITY</b> <input type="checkbox"/> CLAIMS-MADE <input type="checkbox"/> OCCUR <hr/> GEN'L AGGREGATE LIMIT APPLIES PER: <input type="checkbox"/> POLICY <input type="checkbox"/> PRO-JECT <input type="checkbox"/> LOC OTHER:						EACH OCCURRENCE \$ DAMAGE TO RENTED PREMISES (Ea occurrence) \$ MED EXP (Any one person) \$ PERSONAL & ADV INJURY \$ GENERAL AGGREGATE \$ PRODUCTS - COMP/OP AGG \$ \$
	<b>AUTOMOBILE LIABILITY</b> <input type="checkbox"/> ANY AUTO <input type="checkbox"/> OWNED AUTOS ONLY <input type="checkbox"/> SCHEDULED AUTOS <input type="checkbox"/> HIRED AUTOS ONLY <input type="checkbox"/> NON-OWNED AUTOS ONLY <input type="checkbox"/> AUTOS ONLY						COMBINED SINGLE LIMIT (Ea accident) \$ BODILY INJURY (Per person) \$ BODILY INJURY (Per accident) \$ PROPERTY DAMAGE (Per accident) \$ \$
A	<input checked="" type="checkbox"/> UMBRELLA LIAB <input checked="" type="checkbox"/> OCCUR <input type="checkbox"/> EXCESS LIAB <input type="checkbox"/> CLAIMS-MADE DED    RETENTION \$		X	23003214	10/1/2019	9/30/2020	EACH OCCURRENCE \$    GBP 5,000,000 AGGREGATE \$    GBP 5,000,000 \$
	<b>WORKERS COMPENSATION AND EMPLOYERS' LIABILITY</b> ANY PROPRIETOR/PARTNER/EXECUTIVE OFFICER/MEMBER EXCLUDED? (Mandatory in NH) If yes, describe under DESCRIPTION OF OPERATIONS below Y/N <input type="checkbox"/> N/A						PER STATUTE    OTH-ER E.L. EACH ACCIDENT \$ E.L. DISEASE - EA EMPLOYEE \$ E.L. DISEASE - POLICY LIMIT \$

DESCRIPTION OF OPERATIONS / LOCATIONS / VEHICLES (ACORD 101, Additional Remarks Schedule, may be attached if more space is required)

See attached Additional Remarks Schedule

**CERTIFICATE HOLDER****CANCELLATION**

19-20 Umbrella

810199

<b>County of Kane</b> <b>Building Management Department</b> <b>Building A, 3rd Floor</b> <b>719 South Batavia Avenue</b> <b>Geneva, IL 60134</b>	SHOULD ANY OF THE ABOVE DESCRIBED POLICIES BE CANCELLED BEFORE THE EXPIRATION DATE THEREOF, NOTICE WILL BE DELIVERED IN ACCORDANCE WITH THE POLICY PROVISIONS.
	AUTHORIZED REPRESENTATIVE <i>Aon UK Limited</i>

© 1988-2015 ACORD CORPORATION. All rights reserved.



AGENCY CUSTOMER ID: \_\_\_\_\_

LOC #: \_\_\_\_\_

810199

**ADDITIONAL REMARKS SCHEDULE**Page 2 of 2

AGENCY Aon UK Ltd.		NAMED INSURED G4S PLC and/or Subsidiary Companies including but not limited to: 1200 Landmark Center, Suite 1300 Omaha, NE 681021854
POLICY NUMBER		
CARRIER AIG Europe Limited	NAIC CODE AA1120841	EFFECTIVE DATE: 10/19/2019

**ADDITIONAL REMARKS****THIS ADDITIONAL REMARKS FORM IS A SCHEDULE TO ACORD FORM,****FORM NUMBER:** Acord 25 **FORM TITLE:** Certificate of Liability Insurance

Re: Project Name: Mill Creek Special Service Areas - J.U.L.I.E. Locates Services.

County of Kane is included as Additional Insured in accordance with the policy provisions of the Umbrella Liability policy. Umbrella Liability evidenced herein is Primary and Non-Contributory to other insurance available to an Additional Insured, but only in accordance with the policy's provisions. A Waiver of Subrogation is granted in favor County of Kane in accordance with the policy provisions of the Umbrella Liability policy.

Umbrella coverage follows form over the general liability, automobile liability and employers liability coverages. The Umbrella policy attaches at US \$5M and the umbrella limit shown applies in excess of this limit. As respects to the Umbrella policy, Aon Risk Solutions (US) is generating and distributing this certificate in an administrative capacity. Aon UK LTD is the broker for the defined policy.



## RESOLUTION/ORDINANCE EXECUTIVE SUMMARY

### **Resolution: No.**

Authorization to Enter Into an Agreement with Jasculca Terman Strategic Communications

**Committee Flow:** Public Health Committee, Finance and Budget Committee, Executive Committee, County Board

**Contact:** Rachael Farley, 630.208.5122

### **Budget Information:**

Was this item budgeted? Yes	Appropriation Amount: \$66,500.00
If not budgeted, explain funding source:	

### **Summary:**

The Kane County Health Department, as part of its mission, is committed to promoting and protecting the health of its residents. The Health Department is currently carrying out a grant program from the Illinois Department of Public Health to improve immunization coverage levels throughout Illinois Region 7. In order to achieve the program's deliverables, the Health Department intends to contract with Jasculca Terman Strategic Communications in order to carry out marketing activities and meet grant deliverables.

STATE OF ILLINOIS

COUNTY OF KANE

RESOLUTION: NO.

**AUTHORIZATION TO ENTER INTO AN AGREEMENT WITH JASCULCA TERMAN STRATEGIC COMMUNICATIONS**

WHEREAS, vaccinations protect public health by promoting group immunity against disease; and

WHEREAS, with resolution 19-267, the Kane County Board authorized the Kane County Health Department to accept a one hundred fifteen thousand dollar (\$115,000.00) grant from the Illinois Department of Public Health to improve immunization rates in Illinois' Region 7, which includes DuPage, Lake, Kane, Will, McHenry, Kankakee, Kendall and Grundy Counties; and

WHEREAS, the KCHD must carry out a number of activities, including education, focus groups, newsletters, surveys and targeted marketing, in order to accomplish this objective; and

WHEREAS, the KCHD released a request for proposals through the Kane County Purchasing Department to identify a vendor to carry out public relations and marketing activities necessary to meet grant deliverables; and

WHEREAS, the KCHD has reviewed proposal submissions and selected Jasculca Terman Strategic Communications as the most qualified contractor to perform these activities; so

NOW, THEREFORE, BE IT RESOLVED by the Kane County Board that the Chairman hereby be authorized to enter into an agreement with Jasculca Terman Strategic Communications for an amount not to exceed Sixty Six Thousand Five hundred (\$66,500.00) dollars.

Line Item	Line Item Description	Was Personnel/Item/Service approved in original budget or a subsequent budget revision?	Are funds currently available for this Personnel/Item/Service in the specific line item?	If funds are not currently available in the specified line item, where are the funds available?
350.580.659.50150	Public Relations & Marketing Activities	Yes	Yes	N/A

Passed by the Kane County Board on February 11, 2020.

\_\_\_\_\_  
John A. Cunningham  
Clerk, County Board  
Kane County, Illinois

\_\_\_\_\_  
Christopher J. Lauzen  
Chairman, County Board  
Kane County, Illinois

Vote:

Jasculca Terman



## RESOLUTION/ORDINANCE EXECUTIVE SUMMARY

### Resolution: No.

Authorizing an Intergovernmental Agreement Between the Mill Creek SSA and the Mill Creek Water Reclamation District for Usage of an Electric Meter and Reimbursement of Charges Related to Said Meter

**Committee Flow:** Administration Committee, Finance and Budget Committee, Executive Committee, County Board

**Contact:** Rickey Sparks, 630.208.5175

### Budget Information:

Was this item budgeted? Yes	Appropriation Amount: Variable Based on Use
If not budgeted, explain funding source:	

### Summary:

The MCSSA and the MCWRD are seeking approval of an intergovernmental agreement whereupon the Water Reclamation District can utilize an existing electrical service meter which the Special Service Area is financially responsible for.

The agreement would stipulate that the WRD would reimburse the SSA for a portion of the electrical expenses that are incurred as a result of a specific pond aerator that is connected to and runs off of a meter near a main entrance to the PUD.

STATE OF ILLINOIS

COUNTY OF KANE

RESOLUTION: NO.

**AUTHORIZING AN INTERGOVERNMENTAL AGREEMENT BETWEEN THE MILL CREEK SSA AND THE MILL CREEK WATER RECLAMATION DISTRICT FOR USAGE OF AN ELECTRIC METER AND REIMBURSEMENT OF CHARGES RELATED TO SAID METER**

WHEREAS, the Kane County Board is the fiscal agent for the Mill Creek Special Service Area (MCSSA). As such, the SSA provides various services to the Mill Creek Planned Unit Development (MCPUD) including, but not limited to, street lighting and entrance signage. In addition, the Mill Creek Water Reclamation District (MCWRD) provides sanitary, potable water and storm water management to the Mill Creek PUD; and

WHEREAS, the MCSSA and the MCWRD are seeking approval of an intergovernmental agreement whereupon the Water Reclamation District can utilize an existing electrical service meter which the Special Service Area is financially responsible for; and

WHEREAS, the electrical service unit has an independent meter, located near the main entrance to the PUD at Fabyan Parkway and North Mill Creek Drive. This unit serves the dual purpose of providing electricity for the SSA's signs and lighting, as well as the WRD's nearby storm water pond aerator for Pond #N22; and

WHEREAS, the SSA and the WRD wish to fairly allocate the electric fees and charges incurred at this meter, between the two entities based upon historical electrical billing and the pond aerator's electrical specifications. The WRD would reimburse the SSA by paying their portion of the electrical bill (variable, based on actual usage); and

WHEREAS, the parties shall periodically re-evaluate the WRD's proportionate share of the electric utility statements, based upon actual usage.

NOW, THEREFORE, BE IT RESOLVED by the Kane County Board that the Chairman is hereby authorized to execute an Intergovernmental Agreement between the Mill Creek Special Service Area (MCSSA established per Ordinance #94-356) and the Mill Creek Water Reclamation District (MCWRD) for co-utilization of an electrical service unit located within the Mill Creek PUD boundaries.

Line Item	Line Item Description	Was Personnel/Item/Service approved in original budget or a subsequent budget revision?	Are funds currently available for this Personnel/Item/Service in the specific line item?	If funds are not currently available in the specified line item, where are the funds available?
520.690.730.63020	Utilities-Intersect Lighting	Yes	Yes	N/A

Passed by the Kane County Board on February 11, 2020.

\_\_\_\_\_  
John A. Cunningham  
Clerk, County Board  
Kane County, Illinois

\_\_\_\_\_  
Christopher J. Lauzen  
Chairman, County Board  
Kane County, Illinois

**RESOLUTION NO. 2019-03**

**RESOLUTION AUTHORIZING EXECUTION OF  
AN INTERGOVERNMENTAL AGREEMENT BETWEEN MILL CREEK WATER  
RECLAMATION DISTRICT AND MILL CREEK SPECIAL SERVICE AREA**

---

**WHEREAS**, there is an electrical service, with an independent meter, that provides electricity for the certain identification signs and lighting at the Mill Creek Drive and Fabyan Parkway entrance to Mill Creek as well as electricity for the District's nearby stormwater pond aerator; and

**WHEREAS**, the SSA has assumed responsibility for the maintenance of these signs and lighting; and

**WHEREAS**, the SSA and the District desire to fairly allocate the electric fees and charges incurred at this meter between the two entities.


**BE IT RESOLVED BY THE BOARD OF TRUSTEES OF THE MILL CREEK  
WATER RECLAMATION DISTRICT, KANE COUNTY, ILLINOIS**, as follows:

**SECTION 1:** That the President of the Board of Trustees of the District is hereby authorized to execute, on behalf of the District, the Intergovernmental Agreement between Mill Creek Water Reclamation District and Mill Creek Special Service Area.

**SECTION 2:** This Resolution shall become effective from and after its passage as in accordance with law. This Resolution is authorized to be published in pamphlet form.




**PASSED** by the Board of Trustee of the Mill Creek Water Reclamation District, Kane County, Illinois, this 20th day of November, 2019

**AYES:** 2 **NAYS:** 0 **ABSENT:** 1 **HOLDING OFFICE:** 3  
  
District Clerk/Secretary

The foregoing Resolution 2019-03 is a true and accurate copy, passed and adopted on the above date.

Dated: November 20, 2019

  
Mark Hammond, Clerk/Secretary of the  
Mill Creek Water Reclamation District

**MILL CREEK RECLAMATION DISTRICT/MILL CREEK SPECIAL  
SERVICE AREA**

**INTERGOVERNMENTAL AGREEMENT**

THIS AGREEMENT entered into by and between the Mill Creek Water Reclamation District ("District"), an Illinois sanitary district and the County of Kane ex rel. Mill Creek Special Service Area ("SSA"), an Illinois unit of local government, effective on the last date executed by a party; both of said entities being located in the County of Kane, State of Illinois.

**WITNESSETH:**

**WHEREAS**, the parties are municipalities or units of local government as provided in the 1970 Illinois Constitution (Article VII); and

**WHEREAS**, the 1970 Illinois Constitution (Article VII, Section 10), and the Illinois Compiled Statutes, 2017, Chapter 5, Section 220/1 et seq., and the Illinois Intergovernmental Cooperation Act (5 ILCS 220), provide authority for intergovernmental cooperation; and

**WHEREAS**, the Mill Creek Planned Unit Development (the "PUD") is a mixed use development located in Geneva and Blackberry Township, Kane County, Illinois; and

**WHEREAS**, the SSA provides various services to the Mill Creek Planned Unit Development including, but not limited to, street lighting and entrance signage; and

**WHEREAS**, the District provides sanitary, potable water and storm water management to the Mill Creek Planned Unit Development; and

**WHEREAS**, there is an electrical service, with an independent meter, on the west side of the entrance to the PUD at Fabyan Parkway and North Mill Creek Drive which provides electricity for the SSA's signs and lighting as well as electricity for the District's nearby storm water pond aerator; and

**WHEREAS**, the SSA and District desire to fairly allocate the electric fees and charges incurred at this meter between the two entities.

**NOW, THEREFORE**, in consideration of the mutual agreements contained in this Agreement, the SSA and the District agree as follows:

1. **Recitals**: The recitals hereinabove made are incorporated by reference.
2. **Allocation of Costs**: The District has estimated the kilowatt-hour usage for the pond aerator at Pond N22 (Exhibit A) based upon ComEd Account #6148132018 (Exhibit B) electrical billing and the pond aerator's electrical specifications, to be \$34.37 per month, or \$412.42 per calendar year. The

District will pay its yearly portion of the electric bill, in advance, to the SSA during the first quarter of the SSA's fiscal year (Dec. 1 – Nov. 30). For calendar years 2018 and 2019, the District will pay the sum of \$412.42 per calendar year, upon the execution of this agreement. The parties shall reconcile the District's proportionate share of the electric bills based upon actual usage at the end of the calendar year and any adjustment made during the first quarter of the SSA's fiscal year.

3. **Release, Indemnification and Hold Harmless**: The District releases and agrees to indemnify and hold SSA and Kane County harmless from all costs, expenses, damages, claims, and lawsuits that may arise out of or in connection with this Agreement and/or on account of the interruption or termination of electric service.
4. **Termination**: This Agreement shall be terminated when the parties agree unanimously to withdraw and to terminate this Agreement. A party may withdraw from this Agreement before termination by unanimous agreement if such party no longer uses the subject electric meter. A party may withdraw from this Agreement upon ten days written notice should the other party materially default.
5. **Severability**: If any provision of this Agreement is invalid for any reason, such invalidation shall not render invalid other provisions of this Agreement, which can be given effect without the invalid position.
6. **Effective Date**: This Agreement shall be effective upon execution by all the parties.
7. **Governing Law**: This Agreement shall be construed in accordance with the law and constitution of the State of Illinois.

**IN WITNESS WHEREOF**, the undersigned governmental unit has caused this Agreement to be duly executed and attached herewith a copy of the ordinance authorizing the signing official to execute this Agreement.

**County of Kane, Illinois**  
Mill Creek Special Service Area

**Mill Creek Water Reclamation  
District**

By: \_\_\_\_\_

By:  \_\_\_\_\_  
District President

Date: \_\_\_\_\_

Date: 11/20/19



## RESOLUTION/ORDINANCE EXECUTIVE SUMMARY

### **Ordinance: No.**

Repealing Sec. 2-196(A) of the Kane County Code and Replacing it with a New Sec. 2-196(A) (Depositories for Funds of County Treasurer/Collector)

**Committee Flow:** Finance and Budget Committee, Executive Committee, County Board

**Contact:** David Rickert, 630.232.3401

### **Budget Information:**

Was this item budgeted? N/A	Appropriation Amount: N/A
If not budgeted, explain funding source:	

### **Summary:**

Yearly update of Financial Institutions acting as depositories for funds of the County Treasurer / Collector

STATE OF ILLINOIS

COUNTY OF KANE

ORDINANCE: NO.

**REPEALING SEC. 2-196(A) OF THE KANE COUNTY CODE AND REPLACING IT WITH A  
NEW SEC. 2-196(A) (DEPOSITORIES FOR FUNDS OF COUNTY  
TREASURER/COLLECTOR)**

WHEREAS, David J. Rickert, Treasurer and ex-officio Collector of the County of Kane, State of Illinois, pursuant to Statutory authority, has requested this County Board to designate a bank, banks or other depository in which the funds or monies in his custody as County Treasurer and ex-officio Collector of this County may be deposited.

NOW, THEREFORE, BE IT ORDAINED by the Kane County Board that Section 2-196(a) of the Kane County Code shall be repealed and that it is hereby replaced with a new Sec. 2-196(a) which shall read as follows:

Sec. 2-196. Depositories for funds of the County Treasurer/Collector.(a) The following are hereby designated depositories for County Funds and monies which are in custody of David J. Rickert, Treasurer and ex-officio County collector of the County of Kane:

**AURORA TOWNSHIP**

Associated Bank  
Aurora Bank & Trust  
Bank of America  
Bank of Montgomery  
BMO Harris Bank  
Citibank, NA  
Earthmovers Credit Union  
Fifth Third Bank  
First American Bank  
FirstMerit Bank  
First Midwest Bancorp, Inc  
First Secure Community Bank  
First State Bank  
Fox Valley Credit Union  
JP Morgan Chase Bank  
Kane County Teacher's Credit Union  
Marquette Bank  
Old Second Bank Corp  
PNC Bank  
St. Charles Bank & Trust / Wintrust  
U.S. Bank  
West Suburban Bank

**BATAVIA TOWNSHIP**

American Bank & Trust  
Bank of America  
BMO Harris Bank  
Fifth Third Bank  
First State Bank  
JP Morgan Chase Bank  
Old Second Bank Corp  
PNC Bank

**BLACKBERRY TOWNSHIP**

American Bank & Trust  
Fifth Third Bank  
First Midwest Bancorp, Inc  
Old Second Bank Corp

**BURLINGTON TOWNSHIP**

Old Second Bank Corp

**CAMPTON TOWNSHIP**

Old Second Bank Corp

**DUNDEE TOWNSHIP**

Bank of America  
BMO Harris Bank  
Fifth Third Bank  
First American Bank  
JP Morgan Chase Bank  
PNC Bank  
Parkway Bank  
U. S. Bank

ELGIN TOWNSHIP

American Eagle Bank  
Associated Bank  
Bank of America  
BMO Harris Bank  
Elgin State Bank  
Fifth Third Bank  
First American Bank  
First Community Bank  
First Federal Savings Bank  
FNBC Bank & Trust  
JP Morgan Chase Bank  
Kane County Teachers Credit Union  
Old Second Bank Corp  
PNC Bank  
RBS Citizens Charter One  
TBK Bank SSB  
U. S. Bank  
West Suburban Bank

GENEVA TOWNSHIP

American Bank & Trust  
Bank of America  
BMO Harris Bank  
CIBC Bank  
Fifth Third Bank  
First American Bank  
First State Bank  
Geneva Bank & Trust  
Inland Bank & Trust  
JP Morgan Chase Bank  
Kane County Teachers Credit Union  
Old Second Bank Corp  
St Charles Bank & Trust / Wintrust  
State Bank of Geneva  
U. S. Bank

HAMPSHIRE TOWNSHIP

Fifth Third Bank  
First American Bank  
Heartland Bank & Trust Company  
Old Second Bank Corp  
Resource Bank

KANEVILLE / VIRGIL TOWNSHIP

American Bank & Trust  
Old Second Bank Corp

RUTLAND TOWNSHIP

BMO Harris Bank  
First National Bank of Omaha  
Heartland Bank & Trust Company  
JP Morgan Chase Bank  
PNC Bank

ST. CHARLES TOWNSHIP

American Bank & Trust  
Bank of America  
BMO Harris Bank  
CIBC Bank  
Citibank NA  
Fifth Third Bank  
First American Bank  
First State Bank  
Heartland Bank & Trust Co  
JP Morgan Chase Bank  
Old Second Bank Corp  
PNC Bank  
RBS Citizens Charter One  
St Charles Bank & Trust / Wintrust  
U.S. Bank  
West Suburban Bank

SUGAR GROVE TOWNSHIP

First National Bank of Omaha  
First Secure Community Bank  
JP Morgan Chase Bank  
Old Second Bank Corp  
West Suburban Bank

OTHER

Associated Bank  
Fifth Third Bank Securities  
First Midwest Bancorp, Inc  
Illinois Trust  
Inland Bank and Trust  
JP Morgan Chase Securities  
MBS Multi-Bank Securities, Inc.  
PFM Asset Management. LLC  
Raymond James  
Speer Financial Inc  
Stifel  
Suburban Bank & Trust Company  
SunTrust Robinson Humphrey - BB&T  
The Illinois Funds  
Truist Financial Corporation  
Vining Sparks IBG, LP  
Zing Card Payments Systems  
Zions Bancorporation, NA

This ordinance shall be effective upon passage by the Kane County Board.

Passed by the Kane County Board on February 11, 2020.

---

John A. Cunningham  
Clerk, County Board  
Kane County, Illinois

---

Christopher J. Lauzen  
Chairman, County Board  
Kane County, Illinois

Vote:

20-01 Cty Code SEC. 2-196(a)



## RESOLUTION/ORDINANCE EXECUTIVE SUMMARY

### Resolution: No.

Authorization to Process Non Ad Valorem Special Service Areas

**Committee Flow:** Finance and Budget Committee, Executive Committee,  
County Board

**Contact:** David Rickert, 630.232.3401

### Budget Information:

Was this item budgeted? N/A	Appropriation Amount: N/A
If not budgeted, explain funding source:	

### Summary:

Process Non Ad Valorem Special Service Areas in a manner that is revenue neutral to said offices.



STATE OF ILLINOIS

COUNTY OF KANE

RESOLUTION: NO.

**AUTHORIZATION TO PROCESS NON AD VALOREM SPECIAL SERVICE AREAS**

WHEREAS, Kane County may choose to enter into intergovernmental agreements with taxing districts to create non ad valorem special service areas; and

WHEREAS, the administration of said non ad valorem special service areas cause the County Clerk and County Collector to expend additional funds; and

WHEREAS, Kane County desires this additional service be provided in a manner that is revenue neutral to said offices; and

NOW, THEREFORE, BE IT RESOLVED that this Resolution replaces Resolution 09-232, and the County Collector shall annually bill the lessor of \$400 or 5% of the annual aggregate collection as an annual service fee for administrative costs for all non ad valorem special service areas adopted after this resolution; and

BE IT FURTHER RESOLVED that said funds shall be deposited in the General Fund, and that a special service area line item be added to the annual budget established for the County Collector and the County Clerk, with funds divided evenly.

Passed by the Kane County Board on February 11, 2020.

---

John A. Cunningham  
Clerk, County Board  
Kane County, Illinois

---

Christopher J. Lauzen  
Chairman, County Board  
Kane County, Illinois

Vote:

20-01 Process Non Ad Valorem Special Service Areas



## RESOLUTION/ORDINANCE EXECUTIVE SUMMARY

### Resolution: No.

Amending Kane County Financial Policies Regarding Investments

**Committee Flow:** Finance and Budget Committee, Executive Committee, County Board

**Contact:** Joseph Onzick, 630.208.5113

### Budget Information:

Was this item budgeted? N/A	Appropriation Amount: N/A
If not budgeted, explain funding source:	

### Summary:

This resolution amends the Financial Policies regarding investments.

STATE OF ILLINOIS

COUNTY OF KANE

RESOLUTION: NO.

**AMENDING KANE COUNTY FINANCIAL POLICIES REGARDING INVESTMENTS**

WHEREAS, the Kane County Treasurer desires to update the investment policy regarding selection of a depository and to clarify the authority of the Treasurer regarding the establishment of financial accounts;

NOW, THEREFORE, BE IT RESOLVED by the Kane County Board that the investment policy be revised as follows:

Replace:

7. Investment Policies

c) Objectives

6. Kane County may give consideration to the financial institutions positive community involvement when consideration is given to the financial institution to be used as a depository.

With:

7. Investment Policies

c) Objectives

6. Kane County may give consideration to the financial institutions positive community involvement when consideration is given to the financial institution to be used as a depository, including compliance with the Illinois Sustainable Investing Act.

And replace:

7. Investment Policies

k) Security Controls

Only the Kane County Treasurer is authorized to establish financial accounts.

With:

7. Investment Policies

k) Security Controls

Only the Kane County Treasurer is authorized to establish financial accounts for the office of Kane County Treasurer.

Passed by the Kane County Board on February 11, 2020.

---

John A. Cunningham  
Clerk, County Board  
Kane County, Illinois

---

Christopher J. Lauzen  
Chairman, County Board  
Kane County, Illinois

Vote:

20-02 Financial Policy Amendment - Investments



## RESOLUTION/ORDINANCE EXECUTIVE SUMMARY

### Resolution: No.

Authorizing Approval for Health Department Vehicle Replacement

**Committee Flow:** Public Health Committee, Finance and Budget Committee, Executive Committee, County Board

**Contact:** Rachael Farley, 630.208.5122

### Budget Information:

Was this item budgeted? Yes	Appropriation Amount: \$33,000.00
If not budgeted, explain funding source:	

### Summary:

Kane County Health Department (KCHD) needs to replace a 2008 Ford F150 4x4 pickup truck due to advance age, mileage and increasing cost to repair. KCHD intends to purchase a 2020 Ford F-250 4x4 pickup truck. This vehicle will meet the needs of KCHD to provide public health service to the County of Kane.

STATE OF ILLINOIS

COUNTY OF KANE

RESOLUTION: NO.

**AUTHORIZING APPROVAL FOR HEALTH DEPARTMENT VEHICLE REPLACEMENT**

WHEREAS, Kane County Health Department (KCHD) needs to replace a 2008 Ford F150 4x4 pickup truck due to advance age, mileage and increasing cost to repair; and

WHEREAS, KCHD is looking to purchase a 2020 Ford F-250 4x4 pickup truck for an amount not to exceed Thirty Three Thousand Dollars (\$33,000); and

WHEREAS, this vehicle will meet the needs of KCHD to provide public health service to the County of Kane; and

WHEREAS, the applicable expenditures have been included in the FY 2020 budget; so

NOW, THEREFORE, BE IT RESOLVED by the Kane County Board that the Kane county Health Department is hereby authorized to purchase a 2020 Ford F-250 4x4 pickup truck for an amount not to exceed Thirty Three Thousand Dollars (\$33,000).

Line Item	Line Item Description	Was Personnel/Item/Service approved in original budget or a subsequent budget revision?	Are funds currently available for this Personnel/Item/Service in the specific line item?	If funds are not currently available in the specified line item, where are the funds available?
350.580.000.70070	Automotive Equipment	Yes	Yes	N/A

Passed by the Kane County Board on February 11, 2020.

---

John A. Cunningham  
 Clerk, County Board  
 Kane County, Illinois

---

Christopher J. Lauzen  
 Chairman, County Board  
 Kane County, Illinois

Vote:

Vehicle Replacement

# Kane County Vehicle Request Form

## Section 1 – Department Information

Department: Health Department	Division: Health	Date: 10/25/2019
Address: 1240 N Highland Ave	City: Aurora	Zip Code: 60506
Department Contact Person: Nora Arch/Kinnell Snowden		Title: Adminstrative Asst./Finance Manager
Telephone: 630-264-7687 /630-208-5158		email: archnora@co.kane.il.us/snowdenkinnell@co.kane.il.us

## Section 2 – Current Vehicle Information

This request is to:  Replace an existing vehicle OR  Add a new vehicle to the fleet

Does the replacement vehicle meet the County's replacement guidelines (age, mileage, reliability, maintenance and repair costs and conditions as calculated on the Replacement Guideline Calculation, attached)?  Yes  No

Vehicle being replaced:	Year: 2008	Make: Ford	Model: F150
Vehicle Type: Truck	V.I.N. #: 1FTRF12258KE91157	Current Mileage: 98880	
<input type="checkbox"/> Sedan	<input type="checkbox"/> Full size <input type="checkbox"/> Intermediate <input type="checkbox"/> Compact	<input type="checkbox"/> Police Pkg <input type="checkbox"/> Special Equip.	
<input type="checkbox"/> SUV	<input type="checkbox"/> Full size <input type="checkbox"/> Intermediate <input type="checkbox"/> Compact	<input type="checkbox"/> 4x4 <input type="checkbox"/> 4x2 <input type="checkbox"/> Special Equip.	
<input type="checkbox"/> Pass. Van	<small>Additional justification required for all SUV requests – please attach separate justification narrative</small>		
<input type="checkbox"/> Cargo Van	<input type="checkbox"/> 7 passenger <input type="checkbox"/> 12 passenger	<input type="checkbox"/> Special Equipment	
<input type="checkbox"/> Pickup	<input type="checkbox"/> mini van <input type="checkbox"/> ¾-ton <input type="checkbox"/> 1-ton	<input type="checkbox"/> Special Equipment	
	<input type="checkbox"/> Compact <input type="checkbox"/> 4x4 <input type="checkbox"/> Standard Cab	<input type="checkbox"/> Short Box <input type="checkbox"/> Special Equip.	
	<input type="checkbox"/> ½-ton <input type="checkbox"/> 4x2 <input type="checkbox"/> Extended Cab	<input type="checkbox"/> Long Box	
	<input type="checkbox"/> ¾-ton <input type="checkbox"/> Crew Cab		
	<input type="checkbox"/> 1-ton		
Original Purchase Price: \$14245	Current Estimated Fuel Efficiency (miles per gallon):		

## Section 3 – Requested Vehicle

What will be the primary use of this vehicle?

- Transportation of people    Number of people:
- Emergency response
- Transportation of equipment, materials, or supplies (explain below)
- Transportation of both people and equipment, materials, or supplies (explain below)
- Other

Please explain the selection from the previous question

**Tow trailer**

Is this vehicle authorized for take-home use?  Yes (explain below)  No

Vehicle will be assigned to:  Specific Individual  Work Group or Crew  Motor Pool or Shared Use

How often will this vehicle be used:  Multiple 8 hour shifts per day  Daily  Weekly  Monthly  Pool Car

Primary parking location of the requested vehicle: **Health Department/1240 N Highland Ave., Aurora**

Type of Vehicle Requested					
<input type="checkbox"/> Sedan	<input type="checkbox"/> Full size	<input type="checkbox"/> Intermediate	<input type="checkbox"/> Compact	<input type="checkbox"/> Police Package	<input type="checkbox"/> Special Equipment
<input type="checkbox"/> SUV	<input type="checkbox"/> Full size	<input type="checkbox"/> Intermediate	<input type="checkbox"/> Compact	<input type="checkbox"/> 4x4 <input type="checkbox"/> 4x2	<input type="checkbox"/> Special Equipment
<small>Additional justification required for all SUV requests – please attach separate justification narrative</small>					
<input type="checkbox"/> Pass. Van	<input type="checkbox"/> 7 passenger	<input type="checkbox"/> 12 passenger			<input type="checkbox"/> Special Equipment
<input type="checkbox"/> Cargo Van	<input type="checkbox"/> mini van	<input type="checkbox"/> ¾-ton	<input type="checkbox"/> 1-ton		<input type="checkbox"/> Special Equipment
<input checked="" type="checkbox"/> Pickup	<input type="checkbox"/> Compact	<input checked="" type="checkbox"/> 4x4	<input type="checkbox"/> Standard Cab	<input type="checkbox"/> Short Box	<input type="checkbox"/> Special Equipment
	<input type="checkbox"/> ½-ton	<input type="checkbox"/> 4x2	<input checked="" type="checkbox"/> Extended Cab	<input type="checkbox"/> Long Box	
	<input type="checkbox"/> ¾-ton		<input type="checkbox"/> Crew Cab		
	<input type="checkbox"/> 1-ton				
Fuel Type (Choose One): <input checked="" type="checkbox"/> Gasoline <input type="checkbox"/> Gasoline/Electric Hybrid <input type="checkbox"/> Diesel <input checked="" type="checkbox"/> Flex-Fuel (E-85)					
Projected average monthly mileage: <b>1200-1600</b>					
Fuel efficiency of replacement vehicle (miles per gallon - city and highway): <b>20 City/26 Hwy/22 Combined</b>					
Is the vehicle(s) to be purchased from the Illinois state public bid list? <input checked="" type="checkbox"/> Yes <input type="checkbox"/> No If no, why not?					
When not in use, can this vehicle be used by other County employees outside department / office? <input type="checkbox"/> Yes <input checked="" type="checkbox"/> No (explain below)					
<b>It will be utilize by Health Dept Employee only</b>					
Provide detailed description and justification for any special or miscellaneous equipment (e.g., trailer hitch, spot light, tool box, lift gate, partitions, etc.) requested.					
Trailer hitch required to haul trailer with supplies and Truck cap to store day to day tools and supplies and to protect from weather condition(rain,snow and sun)					

**Section 4 – Signatures**

Requesting Department Director's / Elected Officer's Signature: <i>[Signature]</i>	Date: <i>10/31/19</i>
Fleet Manager's Signature: <i>Bill Edwards</i>	Date: <i>11/6/19</i>
Request <input checked="" type="checkbox"/> Approved <input type="checkbox"/> Denied	
Reason for denial:	

# Replacement Guidelines Calculation Sheet

Dept:Health  
Vehicle:2008  
Ford F-150

<b>Factor</b>	<b>Points</b>	<b>Explanation</b>
Age	12	2008 model year
Miles	9	98,887 miles
Type of service	2	Light hauling
Reliability	2	Has been a dependable vehicle, normal service
M&R Costs	2	Normal for age
Condition	2	Condition would be considered average with normal body corrosion
<b>Total points</b>	<b>29</b>	

Date evaluated: nov. 6 2019



# REPLACEMENT GUIDELINES CALCULATION SHEET

## Light Vehicle Replacement Guidelines

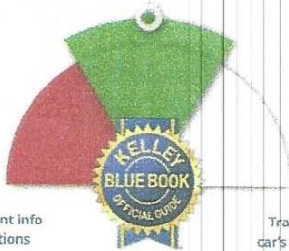
Factor	Points
Age	One point for each year of chronological age, based on in-service date.
Miles/Hours	One point for each 10,000 miles of use.
Type of Service	1, 3, or 5 points are assigned based on the type of service that vehicle receives. For instance, a police patrol car would be given a 5 because it is in severe duty service. In contrast, an administrative sedan would be given a 1.
Reliability	Points are assigned as 1, 3, or 5 depending on the frequency that a vehicle is in the shop for repair. A five would be assigned to a vehicle that is in the shop two or more times per month on average, while a 1 be assigned to a vehicle in the shop an average of once every three months or less.
Maintenance and Repair Costs	1 to 5 points are assigned based on total life maintenance and repair costs (not including repair of accident damage). A 5 is assigned to a vehicle with life M&R costs equal or greater to the 50% of vehicle's original purchase price or 100% of the trade-in value of the vehicle, while a 1 is given to a vehicle with life M&R costs equal to 20-percent or less of 50% its original purchase cost or 50% of the vehicle's trade-in value. (attach copies of repair estimates or written summary of required repairs and source(s) of estimates)
Condition	This category takes into consideration body condition, rust, interior condition, accident history, anticipated repairs, etc. A scale of 1 to 5 points is used with 5 being poor condition. (attach photograph)
Point Ranges	
Under 18 points	Condition I      Excellent
18 to 22 points	Condition II     Good
23 to 27 points	Condition III    Qualifies for replacement
28 points and above	Condition IV     Needs immediate consideration

Home > What's My Car Worth > Style > Options & Condition > XL Pickup 4D 8 ft

 **1 Recall Found**  
Is my car affected? >

 **Service & Repair Estimator**  
What's a fair price? >

Trade-in Range  
**\$3,399 - \$4,444**  
Trade-in Value  
**\$3,922**



 Important info & definitions

Track this car's values

**TRADE-IN VALUE**

This estimated value helps you confidently negotiate with dealers.

Average Time to Trade-In:



**1-7**

DAYS

Level of Effort:



Medium

[See Overview of Values](#)

Condition: Good  
Valid for ZIP Code 60175 through 11/06/2019

**Overall Consumer Rating 4.6 / 5**

★★★★☆ 2470 Ratings

[Write a review](#)

 **Start the Trade-in Process Online**

Plus, get a no-obligation quote for your next car.



You're Interested in:  
**Ford F150 Super Cab**  
Change vehicle

**Choose up to 3 dealers**

- Hawk Ford Of St. Charles**  
2525 East Main Street  
Saint Charles, IL 60174  
4 Miles Away
- Hopkins Ford of Elgin, Inc.**  
1045 E Chicago Street  
Elgin, IL 60120  
9 Miles Away
- Gerald Ford**  
208 Hansen Boulevard  
North Aurora, IL 60542  
10 Miles Away

Prev | 1 2 3 4 | Next

[Get Free Quotes](#)

 **Shop for Your Next Car - What Can I Afford?**

Est. Trade-in Amount \$ **3,922**

[Similar Vehicles](#)

Prepared for: Nora Arch, Kane County

---

2020 F-250 4x4 SD Crew Cab 8' box 176" WB SRW XL (W2B)

Price Level: 20

---



**Client Proposal**

Prepared by:

Kristen DeLaRiva

Office: 815-464-9200

Email: [fleetcurrie@gmail.com](mailto:fleetcurrie@gmail.com)

Date: 10/07/2019



Currie Commercial Center | 10125 W. Laraway, Frankfort, Illinois, 60423

Office: 815-464-9200

**Prepared for: Nora Arch**  
 Kane County  
 Prepared by: Kristen DeLaRiva  
 10/07/2019



Currie Commercial Center | 10125 W. Laraway Frankfort Illinois | 60423

2020 F-250 4x4 SD Crew Cab 8' box 176" WB SRW XL (W2B)

Price Level: 20

**As Configured Vehicle**

Code	Description	MSRP
<b>Base Vehicle</b>		
W2B	Base Vehicle Price (W2B)	\$40,305.00
<b>Packages</b>		
600A	Order Code 600A <i>Includes:</i> - Engine: 6.2L 2-Valve SOHC EFI NA V8 Flex-Fuel <i>Flex-Fuel badge on fleet orders only.</i> - Transmission: TorqShift-G 6-Spd Auto w/SelectShift - 3.73 Axle Ratio - GVWR: 10,000 lb Payload Package - Tires: LT245/75Rx17E BSW A/S (4) - Wheels: 17" Argent Painted Steel - Includes painted hub covers/center ornaments. - HD Vinyl 40/20/40 Split Bench Seat - Includes center armrest, cupholder, storage and driver's side manual lumbar. - Radio: AM/FM Stereo w/MP3 Player <i>Includes 4 speakers.</i>	N/C
<b>Powertrain</b>		
996	Engine: 6.2L 2-Valve SOHC EFI NA V8 Flex-Fuel <i>Flex-Fuel badge on fleet orders only.</i>	Included
44S	Transmission: TorqShift-G 6-Spd Auto w/SelectShift	Included
X37	3.73 Axle Ratio	Included
STDGV	GVWR: 10,000 lb Payload Package	Included
<b>Wheels &amp; Tires</b>		
TD8	Tires: LT245/75Rx17E BSW A/S (4)	Included
64A	Wheels: 17" Argent Painted Steel <i>Includes painted hub covers/center ornaments.</i>	Included
<b>Seats &amp; Seat Trim</b>		
A	HD Vinyl 40/20/40 Split Bench Seat <i>Includes center armrest, cupholder, storage and driver's side manual lumbar.</i>	Included
<b>Other Options</b>		
176WB	176" Wheelbase	STD

Prices and content availability as shown are subject to change and should be treated as estimates only. Actual base vehicle, package and option pricing may vary from this estimate because of special local pricing, availability or pricing adjustments not reflected in the dealer's computer system. See salesperson for the most current information.

Prepared for: **Nora Arch**  
 Kane County  
 Prepared by: Kristen DeLaRiva  
 10/07/2019



Currie Commercial Center | 10125 W. Laraway Frankfort Illinois | 60423

2020 F-250 4x4 SD Crew Cab 8' box 176" WB SRW XL (W2B)

Price Level: 20

**As Configured Vehicle (cont'd)**

Code	Description	MSRP
90L	<b>Power Equipment Group</b> <i>Deletes passenger-side lock cylinder. Includes upgraded door trim panel.</i> <i>Includes:</i> - Accessory Delay - Manual Telescoping/Folding Trailer Tow Mirrors <i>Includes power heated glass, heated convex spotter mirror and integrated clearance lights and turn signal indicators.</i> - Advanced Security Pack <i>Includes SecuriLock Passive Anti-Theft System (PATS) and inclination/intrusion sensors.</i> - Power Locks - Power Tailgate Lock - Power Front & Rear Seat Windows <i>Includes 1-touch up/down driver/passenger window.</i> - Remote Keyless Entry	\$1,125.00
60B	<b>Blind Spot Information System (BLIS)</b> <i>Includes cross-traffic alert and trailer tow (BLIS sensor in taillamp).</i>	\$540.00
52B	<b>Trailer Brake Controller</b> <i>Verified to be compatible with select electric over hydraulic brakes. Includes smart trailer tow connector.</i>	\$270.00
85S	<b>Tough Bed Spray-In Bedliner</b> <i>Includes tailgate-guard, black box bed tie-down hooks and black bed attachment bolts.</i>	\$595.00
PAINT	<b>Monotone Paint Application</b>	STD
43B	<b>Fixed Rear-Window w/Defrost</b>	\$60.00
924	<b>Privacy Glass</b>	\$30.00
43C	<b>110V/400W Outlet</b> <b>Requires Extra Extra Heavy-Duty Alternator (67E) when ordered with Upfitter Switches (66S) and Snow Plow Pkg. (473) or Snow Plow/Camper Pkg. (47B).</b> <i>Includes 1 in-dash mounted outlet.</i> <i>Includes:</i> - 200 Amp Alternator	Included
587	<b>Radio: AM/FM Stereo w/MP3 Player</b> <i>Includes 4 speakers.</i>	Included
913	<b>SYNC 3 Communications &amp; Entertainment System</b> <i>Includes enhanced voice recognition, 8" LCD capacitive touch screen in center stack with swipe capability, pinch-to-zoom capability included with available voice-activated touchscreen navigation system, 4.2" productivity screen in IP cluster, AppLink, 911 Assist, Apple CarPlay and Android Auto and 2 smart charging USB-C ports. NOTE: SYNC AppLink lets you control some of your favorite compatible mobile apps with your voice. It is compatible with select smartphone platforms. Commands may vary by phone and AppLink software.</i> <i>Includes:</i> - 110V/400W Outlet <i>Includes 1 in-dash mounted outlet.</i> - 200 Amp Alternator	\$450.00
61S	<b>Front Splash Guards/Mud Flaps (Pre-Installed)</b>	\$130.00

Prices and content availability as shown are subject to change and should be treated as estimates only. Actual base vehicle, package and option pricing may vary from this estimate because of special local pricing, availability or pricing adjustments not reflected in the dealer's computer system. See salesperson for the most current information.

**Prepared for: Nora Arch**

Kane County

Prepared by: Kristen DeLaRiva

10/07/2019



Currie Commercial Center | 10125 W. Laraway Frankfort Illinois | 60423

2020 F-250 4x4 SD Crew Cab 8' box 176" WB SRW XL (W2B)

Price Level: 20

## Warranty

### Standard Warranty

*Basic*

Distance 36,000 miles Months 36 months

*Powertrain*

Distance 60,000 miles Months 60 months

*Corrosion Perforation*

Distance Unlimited miles Months 60 months

*Roadside Assistance*

Distance 60,000 miles Months 60 months

Prices and content availability as shown are subject to change and should be treated as estimates only. Actual base vehicle, package and option pricing may vary from this estimate because of special local pricing, availability or pricing adjustments not reflected in the dealer's computer system. See salesperson for the most current information.

**Prepared for: Nora Arch**

Kane County

Prepared by: Kristen DeLaRiva

10/07/2019



Currie Commercial Center | 10125 W. Laraway Frankfort Illinois | 60423

**2020 F-250 4x4 SD Crew Cab 8' box 176" WB SRW XL (W2B)**

Price Level: 20

**Major Equipment**

(Based on selected options, shown at right)

6.2L V-8 SOHC w/SMPI 385hp

TorqShift-G 6 speed automatic w/OD

Exterior: Stone Gray Metallic

Interior: Medium Earth Gray

- \* 4-wheel ABS
- \* Traction control
- \* Battery with run down protection
- \* Advance Trac w/Roll Stability Control
- \* Tinted glass
- \* Bluetooth streaming audio
- \* Dual power remote heated mirrors
- \* 17 x 7.5 steel wheels
- \* Driver and front passenger seat mounted side airbags
- \* Rear window defroster
- \* Message Center
- \* Reclining front split-bench seats
- \* Audio control on steering wheel
- \* Front axle capacity: 6000 lbs.
- \* Front spring rating: 5200 lbs.
- \* Frame section modulus: 10.7 cu.in.
- \* Cab to axle: 56.1"

- \* Brake assistance
- \* LT 245/75R17 E BSW AS S-rated tires
- \* Firm suspension
- \* Air conditioning
- \* AM/FM stereo with seek-scan, external memory control
- \* Daytime running
- \* Variable intermittent wipers
- \* Dual front airbags
- \* SecuriLock immobilizer
- \* Tachometer
- \* Underseat ducts
- \* 60-40 folding rear split-bench
- \* Class V hitch
- \* Rear axle capacity: 6200 lbs.
- \* Rear spring rating: 6340 lbs.
- \* Frame Yield Strength 50000 psi

**As Configured Vehicle**

MSRP

STANDARD VEHICLE PRICE \$40,305.00

Order Code 600A N/C

Engine: 6.2L 2-Valve SOHC EFI NA V8 Flex-Fuel Included

Transmission: TorqShift-G 6-Spd Auto w/SelectShift Included

3.73 Axle Ratio Included

GVWR: 10,000 lb Payload Package Included

Tires: LT245/75Rx17E BSW A/S (4) Included

Wheels: 17" Argent Painted Steel Included

HD Vinyl 40/20/40 Split Bench Seat Included

176" Wheelbase STD

Monotone Paint Application STD

Radio: AM/FM Stereo w/MP3 Player Included

50-State Emissions System STD

Tough Bed Spray-In Bedliner \$595.00

Privacy Glass \$30.00

Fixed Rear-Window w/Defrost \$60.00

Power Equipment Group \$1,125.00

Accessory Delay Included

Manual Telescoping/Folding Trailer Tow Mirrors Included

**Fuel Economy**

Prices and content availability as shown are subject to change and should be treated as estimates only. Actual base vehicle, package and option pricing may vary from this estimate because of special local pricing, availability or pricing adjustments not reflected in the dealer's computer system. See salesperson for the most current information.

**Prepared for: Nora Arch**

Kane County

Prepared by: Kristen DeLaRiva


10/07/2019



Currie Commercial Center | 10125 W. Laraway Frankfort Illinois | 60423

2020 F-250 4x4 SD Crew Cab 8' box 176" WB SRW XL (W2B)

Price Level: 20

City		Hwy	<i>As Configured Vehicle</i>	MSRP
N/A		N/A	Advanced Security Pack	Included
			Power Locks	Included
			Power Tailgate Lock	Included
			Power Front & Rear Seat Windows	Included
			Remote Keyless Entry	Included
			Trailer Brake Controller	\$270.00
			SYNC 3 Communications & Entertainment System	\$450.00
			110V/400W Outlet	Included
			200 Amp Alternator	Included
			Blind Spot Information System (BLIS)	\$540.00
			Front Splash Guards/Mud Flaps (Pre-Installed)	\$130.00
			Rear Splash Guards/Mud Flaps (Pre-Installed)	N/C
			Stone Gray Metallic	N/C
			Medium Earth Gray	N/C
			<b>SUBTOTAL</b>	<b>\$43,505.00</b>
			Destination Charge	\$1,595.00
			<b>TOTAL</b>	<b>\$45,100.00</b>

Prices and content availability as shown are subject to change and should be treated as estimates only. Actual base vehicle, package and option pricing may vary from this estimate because of special local pricing, availability or pricing adjustments not reflected in the dealer's computer system. See salesperson for the most current information.



Prepared for: Nora Arch

Kane County

Prepared by: Kristen DeLaRiva

10/07/2019



Currie Commercial Center | 10125 W. Laraway Frankfort Illinois | 60423

2020 F-250 4x4 SD Crew Cab 8' box 176" WB SRW XL (W2B)

Price Level: 20

### Pricing Summary - Single Vehicle

	<b>MSRP</b>
<i>Vehicle Pricing</i>	
Base Vehicle Price	\$40,305.00
Options & Colors	\$3,200.00
Upfitting	\$673.00
Destination Charge	\$1,595.00
<i>Discount Adjustments</i>	
Discount	-\$13,418.00
<b>Total</b>	<b>\$32,355.00</b>

  
 \_\_\_\_\_  
 Customer Signature

12/6/19  
 \_\_\_\_\_  
 Acceptance Date

Prices and content availability as shown are subject to change and should be treated as estimates only. Actual base vehicle, package and option pricing may vary from this estimate because of special local pricing, availability or pricing adjustments not reflected in the dealer's computer system. See salesperson for the most current information.

Prepared for: Nora Arch  
 Kane County  
 Prepared by: Kristen DeLaRiva  
 10/07/2019



Currie Commercial Center | 10125 W. Laraway Frankfort Illinois | 60423

2020 F-250 4x4 SD Crew Cab 8' box 176" WB SRW XL (W2B)

Price Level: 20

**As Configured Vehicle (cont'd)**

Code	Description	MSRP
62S	Rear Splash Guards/Mud Flaps (Pre-Installed)	N/C
<b>Emissions</b>		
425	50-State Emissions System	STD
<b>Interior Colors</b>		
AS_01	Medium Earth Gray	N/C
<b>Primary Colors</b>		
D1_02	Stone Gray Metallic	N/C
<b>Upfit Options</b>		
R001	RUSTPROOFING	\$295.00
D-01	Delivery <i>Greater than 50 miles of dealership.</i>	\$175.00
MUNIPLATE	MUNICIPAL PLATES	\$203.00
SUBTOTAL		\$44,178.00
Destination Charge		\$1,595.00
TOTAL		\$45,773.00

Prices and content availability as shown are subject to change and should be treated as estimates only. Actual base vehicle, package and option pricing may vary from this estimate because of special local pricing, availability or pricing adjustments not reflected in the dealer's computer system. See salesperson for the most current information.

Arch, Nora

---

**From:** Kristen De La Riva <fleetcurrie@gmail.com>  
**Sent:** Monday, October 07, 2019 9:27 AM  
**To:** Arch, Nora  
**Subject:** EX: Re: contract #178  
**Attachments:** Kane County F-250.pdf

Good morning,

I apologize for the delay in response. Please bare with us as we have been overwhelmed with orders now that the new contracts are available.

I have attached your vehicle quote. Please note that when you order off these sheets, you need to mark the Crew Cab w/ 6/34 bed option for \$3,055 as the upgrade to get the crew cab (full doors) and then mark the 8 foot bed upgrade for \$262 on the third page of the options to get the 8 foot pick up. I apologize if it was not communicated properly during our initial conversation. It raises the price.

I don't quote many trucks, because I sell mainly police vehicles so I would strongly suggest sitting down with whoever is going to be operating this vehicle and make sure the specs you have marked are correct and up to their standards.

You did mark 17X and that will take away the initial tires that you marked and add additional options like the limited slip axle which is helpful to have if you lose traction. Also, please confirm with whoever tows with this vehicle that the trailer they are towing has electronic brakes as that would necessitate the trailer brake controller.

Thanks,

On Wed, Oct 2, 2019 at 2:52 PM Kristen De La Riva <fleetcurrie@gmail.com> wrote:  
Thanks, we'll take a look at it and get a quote back to you.

On Wed, Oct 2, 2019 at 1:31 PM Arch, Nora <ArchNora@co.kane.il.us> wrote:

Kristen,

Thanks for your help this morning.. I want to make sure Truck is equipped and ready to tow.

Once we are ok on your end, I will start the process for the P.O.

*Nora Arch*



## RESOLUTION/ORDINANCE EXECUTIVE SUMMARY

### **Resolution: No.**

Approving Personnel Replacement Hiring, Kane County Division of Transportation - Construction

**Committee Flow:** Transportation Committee, Finance and Budget Committee, Executive Committee, County Board

**Contact:** Tom Rickert, (630) 406-7305

### **Budget Information:**

Was this item budgeted? N/A	Appropriation Amount: N/A
If not budgeted, explain funding source: N/A	

### **Summary:**

In accordance with County Board Resolution #17-202, Kane County Division of Transportation (KDOT) is seeking County Board approval to hire a construction engineer/technician position. It is essential to fill this open position prior to the start of the 2020 construction season to ensure adequate supervision and monitoring of KDOT construction projects. This position is critical to ensuring the safety of the motoring public and the efficient movement of traffic in and around the many KDOT projects under construction throughout the County.

STATE OF ILLINOIS

COUNTY OF KANE

RESOLUTION: NO.

**APPROVING PERSONNEL REPLACEMENT HIRING, KANE COUNTY DIVISION OF TRANSPORTATION - CONSTRUCTION**

WHEREAS, Kane County Division of Transportation (KDOT) is responsible for designing, reviewing and inspecting numerous transportation projects on an annual basis as adopted in the County's Transportation Improvement Program and/or as may otherwise be submitted for permit approval; and

WHEREAS, Kane County has adopted Resolution 17-202, instituting a moratorium on the hiring or replacement of County personnel, which resolution requires that no new personnel shall be hired unless specifically approved by the County Board; and

WHEREAS, KDOT's Construction Department require employees with design review, traffic operations and construction inspection experience, and associated experience and expertise to fill vacant positions; which employees shall perform the necessary services which will ultimately provide for the safety of the public, maintenance of existing infrastructure, and facilitation of the efficient movement of traffic; and

WHEREAS, the County Board believes it to be fiscally responsible and in the best interest of the County to hire qualified individuals to fill construction engineer/technician vacancies in the Construction Department of the Kane County Division of Transportation.

NOW, THEREFORE, BE IT RESOLVED by the Kane County Board that the Kane County Division of Transportation is hereby authorized to hire and fill one (1) construction engineer/technician in its Construction Department.

Line Item	Line Item Description	Was personnel/item/service approved in original budget or a subsequent budget revision?	Are funds currently available for this personnel/item/service in the specific line item?	If funds are not currently available in the specified line item, where are the funds available?
300.520.520.40000	Salaries & Wages	Yes	Yes	

Passed by the Kane County Board on February 11, 2020.

\_\_\_\_\_  
John A. Cunningham  
Clerk, County Board  
Kane County, Illinois

\_\_\_\_\_  
Christopher J. Lauzen  
Chairman, County Board  
Kane County, Illinois

Vote:

20-02 KDOTHiring



## RESOLUTION/ORDINANCE EXECUTIVE SUMMARY

### Resolution: No.

Approving of Personnel Hiring and Replacement, Kane County Division of Transportation - Highway Maintainers

**Committee Flow:** Transportation Committee, Finance and Budget Committee, Executive Committee, County Board

**Contact:** Tom Rickert, (630) 406-7305

### Budget Information:

Was this item budgeted? N/A	Appropriation Amount: N/A
If not budgeted, explain funding source: N/A	

### Summary:

In accordance with County Board Resolution #17-202, Kane County Division of Transportation (KDOT) is seeking County Board approval to hire two (2) Highway Maintainers. These positions are critical to ensuring the safety of the motoring public and the efficient movement of traffic.

STATE OF ILLINOIS

COUNTY OF KANE

RESOLUTION: NO.

**APPROVING OF PERSONNEL HIRING AND REPLACEMENT, KANE COUNTY DIVISION OF TRANSPORTATION - HIGHWAY MAINTAINERS**

WHEREAS, Kane County Division of Transportation is responsible for maintaining approximately 750 lane miles of Kane County Highway right of way; and

WHEREAS, Kane County has adopted Resolution 17-202, instituting a moratorium on the hiring or replacement of County personnel, which resolution requires that no personnel shall be hired unless specifically approved by the County Board; and

WHEREAS, the Division of Transportation requires employees with highway maintenance, related experience and associated expertise to fill existing highway maintenance personnel vacancies, provide for the safety of the public, maintain existing infrastructure, and facilitate the efficient movement of traffic; and

WHEREAS, the County Board believes it to be fiscally responsible and in the best interest of the County to hire qualified individuals to fill existing highway maintenance personnel vacancies in the Kane County Division of Transportation.

NOW, THEREFORE, BE IT RESOLVED by the Kane County Board that the Kane County Division of Transportation is hereby authorized to hire and fill two (2) existing vacant highway maintainer positions in its Maintenance Department.

Line Item	Line Item Description	Was personnel/item/service approved in original budget or a subsequent budget revision?	Are funds currently available for this personnel/item/service in the specific line item?	If funds are not currently available in the specified line item, where are the funds available?
302.520.522.40000	Salaries & Wages	Yes	Yes	

Passed by the Kane County Board on February 11, 2020.

---

John A. Cunningham  
 Clerk, County Board  
 Kane County, Illinois

---

Christopher J. Lauzen  
 Chairman, County Board  
 Kane County, Illinois

Vote:

20-02 KDOTHiringMaint



## RESOLUTION/ORDINANCE EXECUTIVE SUMMARY

### Resolution: No.

Hiring Kennel Position

**Committee Flow:** Public Health Committee, Finance and Budget Committee, Executive Committee, County Board

**Contact:** Brett Youngsteadt, 630.208.3814

### Budget Information:

Was this item budgeted? Yes	Appropriation Amount:\$21,861.00
If not budgeted, explain funding source:	

### Summary:

In accordance with the County Board Resolution 17-202 adopted on July 11, 2017, the Kane County Animal Control (KCAC) is looking to hire one (1) Full Time Kennel Assistant. This position is vital to ensure proper health, safety and care of all animals at our facility.



STATE OF ILLINOIS

COUNTY OF KANE

RESOLUTION: NO.

**HIRING KENNEL POSITION**

WHEREAS, Kane County has adopted Resolution 17-202 on July 11, 2017, instituting a moratorium on the hiring and replacement of County personnel, which requires that no non-grant funded personnel shall be hired unless specifically approved by the board; and

WHEREAS, Kane County Animal Control (KCAC) is responsible for ensuring proper housing, food and shelter for all animals housed at the Kane County Animal Control Facility (510 ILCS 70/3); and

WHEREAS, the Kennel Assistant is responsible for ensuring that there is no disease spread amongst the animals and staff at the KCAC by ensuring proper cleaning and vaccination protocols at all times; and

WHEREAS, KCAC is a special revenue fund and has a balanced budget where their expenses do not exceed their revenue. The full time Kennel Assistant position is included in the FY20 budget and therefore passage of this resolution does not require a budget amendment for the fiscal year 2020; and

WHEREAS, the Administrator of KCAC is requesting the Kane County Board to allow an exception to the hiring moratorium as the continuance of a shortage of this position will have a negative operational impact on the Animal Control’s ability to properly maintain our facility.

NOW, THEREFORE, BE IT RESOLVED by the Kane County Board that the Chairman thereof allow Kane County Animal Control to hire a replacement to fill one (1) full time Kennel Assistant position within the department.

Line Item	Line Item Description	Was Personnel/Item/Service approved in original budget or a subsequent budget revision?	Are funds currently available for this Personnel/Item/Service in the specific line item?	If funds are not currently available in the specified line item, where are the funds available?
290.500.500.40000	Salaries and Wages	Yes	Yes	

Passed by the Kane County Board on February 11, 2020.

\_\_\_\_\_  
John A. Cunningham  
Clerk, County Board  
Kane County, Illinois

\_\_\_\_\_  
Christopher J. Lauzen  
Chairman, County Board  
Kane County, Illinois

Vote:

20-02 Rehiring of Kennel Assistant



## RESOLUTION/ORDINANCE EXECUTIVE SUMMARY

### Resolution: No.

Approval of December 2019 Claims Paid

**Committee Flow:** Finance and Budget Committee, Executive Committee, County Board

**Contact:** Terry Hunt, 630.232.5918

### Budget Information:

Was this item budgeted? Yes	Appropriation Amount: \$23,526,207.59
If not budgeted, explain funding source:	

### Summary:

According to the Kane County Code Section 2-193 Expenditure of Funds for Settlement of Claims B. Monthly Reports On Claims: The county auditor shall file a monthly report of all claims paid in the prior month to the chairman and all other members of the county board. For each claim paid, the monthly report shall identify the claimant, the nature of the claim and the official or department, if any, against which the claim was made, the fund from which the payment was made, the amount of the payment and the date the check was issued.

Similarly according to the Kane County Financial Policies 8. Disbursement Policies b): A report shall be run monthly by the Auditor of all claims paid. Said report shall be available to all members of the County Board in the office of the County Board Chairman. For each claim paid, the report shall identify the creditor, the department or official which purchased the product or service, the fund from which the payment was made, the amount of the payment and the date the check was issued.

The accompanying Report of Claims Paid is submitted to comply with those requirements, and to document that the County Board has approved the payment of those claims.

STATE OF ILLINOIS

COUNTY OF KANE

RESOLUTION: NO.

**APPROVAL OF DECEMBER 2019 CLAIMS PAID**

WHEREAS, according to the Kane County Code Section 2-193 Expenditure of Funds for Settlement of Claims B. Monthly Reports of Claims: The county auditor shall file a monthly report of all claims paid in the prior month to the chairman and all other members of the county board. For each claim paid, the monthly report shall identify the claimant, the nature of the claim and the official or department, if any, against which the claim was made, the fund from which the payment was made, the amount of the payment and the date the check was issued; and

WHEREAS, according to the Kane County Financial Policies 8. Disbursement Policies b): A report shall be run monthly by the Auditor of all claims paid. Said report shall be available to all members of the County Board in the office of the County Board Chairman. For each claim paid, the report shall identify the creditor, the department or official which purchased the product or service, the fund from which the payment was made, the amount of the payment and the date the check was issued; and

WHEREAS, the County Auditor has examined the attached Claims Paid Report for claims against Kane County totaling \$23,526,507.59; and

WHEREAS, the County Auditor, in accordance with Ordinance No. 97-56, has recommended the payment of all claims on the attached Claims Paid Report; and

WHEREAS, the claims on the attached Claims Paid Report have been paid; and

WHEREAS, the County Board finds all claims on the Claims Paid Report to be due and payable.

NOW, THEREFORE, BE IT RESOLVED by the Kane County Board that payment of the claims totaling Twenty-Three Million, Five Hundred Twenty-Six Thousand, Five Hundred Seven Dollars and Fifty-Nine Cents (\$23,526,507.59) on the attached Claims Paid Report is approved.

Passed by the Kane County Board on February 11, 2020.

---

John A. Cunningham  
Clerk, County Board  
Kane County, Illinois

---

Christopher J. Lauzen  
Chairman, County Board  
Kane County, Illinois

Vote:

December Claims

**CLAIMS PAID REPORT DECEMBER 2019 SUBMITTED FOR COUNTY BOARD INFORMATION**

CLAIMANT/CREDITOR	NATURE OF CLAIM	OFFICIAL/DEPARTMENT	FUND	AMOUNT PAID	DATE PAID
Illinois Department of Revenue	Accrued Liabilities		Recorder's Rental Surcharge	45,279.00	12/2/2019
Illinois Department of Revenue	Accrued Liabilities		State Real Estate Transfer Tax	239,491.50	12/2/2019
Pitney Bowes Inc	Postage	Other- Countywide Expenses	General Fund	40,000.00	12/2/2019
Kane County Juror Payable Clearing	Jurors- Circuit Court	Judiciary and Courts	General Fund	5,315.96	12/4/2019
105 Grove LLC	Building Space Rental	Court Services	General Fund	2,619.29	12/9/2019
105 Grove LLC	Building Space Rental	Court Services	General Fund	2,619.29	12/9/2019
3M Company	Sign Material	Transportation	County Highway	1,281.00	12/9/2019
AC Pavement Striping Co	Pavement Preservation	Transportation	Motor Fuel Local Option	43,013.65	12/9/2019
Adesta LLC	Contractual/Consulting Services	Development	Mill Creek Special Service Area	1,996.75	12/9/2019
Adriana Posada	Employee Mileage Expense	Health	County Health	7.88	12/9/2019
Airgas North Central, Inc.	Operating Supplies	Transportation	County Highway	472.94	12/9/2019
Alarm Detection Systems Inc	Security Services	County Clerk	General Fund	529.68	12/9/2019
Alarm Detection Systems Inc	Security Services	Transportation	County Highway	239.72	12/9/2019
Alarm Detection Systems Inc	Security Services	Transportation	County Highway	86.72	12/9/2019
Alicia Peoples	SS Transportation Assistance	WIOA 18	Workforce Development	198.36	12/9/2019
Alma Rosa Hidalgo	Employee Training	State's Attorney	Child Advocacy Center	140.00	12/9/2019
Alma Rosa Hidalgo	Employee Mileage Expense	State's Attorney	Child Advocacy Center	44.08	12/9/2019
American Society of Civil Engineers (ASCE)	General Association Dues	Transportation	County Highway	275.00	12/9/2019
Amy L. Reinert	Employee Mileage Expense	Court Services	General Fund	34.80	12/9/2019
Amy O'Brien	SS Transportation Assistance	WIOA 18	Workforce Development	101.16	12/9/2019
Andrea E Kleban	SS Transportation Assistance	WIOA 18	Workforce Development	106.50	12/9/2019
Andrew Smith	Internet	Other- Countywide Expenses	General Fund	79.54	12/9/2019
Anthony Gorham	SS Transportation Assistance	WIOA 18	Workforce Development	189.32	12/9/2019
Assurance Fire & Safety Inc	Repairs and Maint- Equipment	Judiciary and Courts	General Fund	286.45	12/9/2019
Assurance Fire & Safety Inc	Contractual/Consulting Services	Development	Mill Creek Special Service Area	64.20	12/9/2019
AT&T	Telephone	Other- Countywide Expenses	General Fund	1,679.64	12/9/2019
AT&T	Telephone	Other- Countywide Expenses	General Fund	243.72	12/9/2019
AT&T	Telephone	Other- Countywide Expenses	General Fund	3,095.98	12/9/2019
AT&T	Telephone	Other- Countywide Expenses	General Fund	18,685.67	12/9/2019
AT&T	Telephone	Health	County Health	264.71	12/9/2019
AT&T	Accrued Liabilities		911 Emergency Surcharge	91.60	12/9/2019
Attorney Registration & Disciplinary Commission	Attorney Association Dues	Public Defender	General Fund	12,683.00	12/9/2019
Avid Identification Systems, Inc.	Operating Supplies	Animal Control	Animal Control	393.75	12/9/2019
Ayesha Tague	Employee Mileage Expense	County Clerk	General Fund	11.14	12/9/2019
Barbara Garza	Internet	Other- Countywide Expenses	General Fund	139.90	12/9/2019
Baxter & Woodman Inc	Engineering Services	Transportation	Transportation Sales Tax	533.71	12/9/2019
Baxter & Woodman Inc	Engineering Services	Transportation	Transportation Sales Tax	12,052.77	12/9/2019
BLA Inc	Engineering Services	Transportation	County Highway	7,291.85	12/9/2019
BLA Inc	Engineering Services	Transportation	County Highway	10,179.80	12/9/2019
BLA Inc	Engineering Services	Transportation	County Highway	2,229.72	12/9/2019
BLA Inc	Engineering Services	Transportation	County Highway	3,751.06	12/9/2019
Bowman Consulting Group Ltd	Engineering Services	Transportation	Motor Fuel Local Option	38,134.52	12/9/2019
Brett Youngsteadt	Operating Supplies	Animal Control	Animal Control	119.00	12/9/2019
Brian Pollock	Employee Mileage Expense	County Clerk	General Fund	150.80	12/9/2019
Brooke Hampel	Repairs and Maint- Vehicles	Information Technologies	General Fund	223.58	12/9/2019
Brooke Hampel	Employee Mileage Expense	Information Technologies	General Fund	1.39	12/9/2019
Burns & McDonnell Engineering Co	Engineering Services	Transportation	Campton Hills Impact Fees	24,401.14	12/9/2019
Business and Career Services Incorporated	Miscellaneous Contractual Exp	WIOA 18	Workforce Development	9,352.95	12/9/2019
Business and Career Services Incorporated	Work Based Learning Activities	WIOA 18	Workforce Development	2,558.56	12/9/2019

Business and Career Services Incorporated	Youth ITA	WIOA 18	Workforce Development	916.00	12/9/2019
Business and Career Services Incorporated	Miscellaneous Contractual Exp	WIOA 18	Workforce Development	10,466.03	12/9/2019
Business and Career Services Incorporated	Miscellaneous Contractual Exp	WIOA 18	Workforce Development	12,375.21	12/9/2019
Business and Career Services Incorporated	Work Based Learning Activities	WIOA 18	Workforce Development	7,391.52	12/9/2019
Business and Career Services Incorporated	Work Based Learning Activities	WIOA 18	Workforce Development	17,650.39	12/9/2019
Business and Career Services Incorporated	Youth Supportive Services	WIOA 18	Workforce Development	3,908.86	12/9/2019
Business and Career Services Incorporated	Youth Supportive Services	WIOA 18	Workforce Development	1,675.92	12/9/2019
CADD Microsystems, Inc.	Software Licensing Cost	Transportation	County Highway	996.66	12/9/2019
Camic, Johnson, Ltd	Contractual/Consulting Services	Development	General Fund	400.00	12/9/2019
Campton Township Supervisor & Clerk	External Grants	County Board	Grand Victoria Casino Elgin	9,250.00	12/9/2019
Candace A Miller	Miscellaneous Contractual Exp	Judiciary and Courts	General Fund	61.04	12/9/2019
Cardinal Health 108, LLC (Cardinal Health Inc.)	Medical Supplies and Drugs	Health	County Health	1,279.86	12/9/2019
Cardinal Health 108, LLC (Cardinal Health Inc.)	Medical Supplies and Drugs	Health	County Health	380.55	12/9/2019
Cardinal Health 108, LLC (Cardinal Health Inc.)	Operating Supplies	Health	County Health	3,420.06	12/9/2019
Cardinal Health 108, LLC (Cardinal Health Inc.)	Operating Supplies	Health	County Health	16,765.00	12/9/2019
Carlos Mata	Employee Mileage Expense	Treasurer/Collector	General Fund	31.32	12/9/2019
Cary C Brinkley	DT ITA	WIOA 18	Workforce Development	300.00	12/9/2019
CDW Government LLC	Software Licensing Cost	Other- Countywide Expenses	General Fund	585.18	12/9/2019
CDW Government LLC	Computer Related Supplies	Circuit Clerk	Court Automation	2,960.58	12/9/2019
Central States SER Jobs for Progress Inc	Miscellaneous Contractual Exp	WIOA 18	Workforce Development	16,919.02	12/9/2019
Central States SER Jobs for Progress Inc	Work Based Learning Activities	WIOA 18	Workforce Development	7,301.08	12/9/2019
Central States SER Jobs for Progress Inc	Youth Supportive Services	WIOA 18	Workforce Development	714.14	12/9/2019
Central States SER Jobs for Progress Inc	Academic/Pre-Vocational Services	WIOA 18	Workforce Development	210.00	12/9/2019
Century Springs/Ove Water Services	Office Supplies	County Auditor	General Fund	14.00	12/9/2019
Century Springs/Ove Water Services	Office Supplies	County Auditor	General Fund	2.50	12/9/2019
CH2M Hill, Inc.	Contractual/Consulting Services	Transportation	County Highway	1,475.28	12/9/2019
CH2M Hill, Inc.	Contractual/Consulting Services	Transportation	County Highway	10,683.64	12/9/2019
Cherie Sadowski	SS Transportation Assistance	WIOA 18	Workforce Development	57.66	12/9/2019
Chicago Office Technology Group (COTG)	Computer Related Supplies	Court Services	General Fund	699.40	12/9/2019
Chicago Title Company, LLC	Highway Right of Way	Transportation	County Highway	310.00	12/9/2019
Chicago Title Company, LLC	Highway Right of Way	Transportation	County Highway	313.00	12/9/2019
Chicago Title Company, LLC	Highway Right of Way	Transportation	County Highway	1,700.00	12/9/2019
Chicago Title Company, LLC	Highway Right of Way	Transportation	County Highway	310.00	12/9/2019
Chicago Transit Authority	Incentives	Court Services	General Fund	1,860.00	12/9/2019
Chicago Tribune	Legal Printing	Transportation	County Highway	118.20	12/9/2019
Christian Viayra	Employee Mileage Expense	Circuit Clerk	General Fund	10.44	12/9/2019
Christina Zalewski	Employee Mileage Expense	Health	County Health	8.12	12/9/2019
Christopher R. Hemesath	Office Supplies	Information Technologies	General Fund	14.94	12/9/2019
Cigna Health and Life Insurance Company	Healthcare - Dental Insurance	Other- Countywide Expenses	Health Insurance Fund	60,693.83	12/9/2019
Cindy Martin	Employee Mileage Expense	Transportation	County Highway	8.70	12/9/2019
Cintas Corporation	Operating Supplies	Transportation	County Highway	399.36	12/9/2019
Cintas Corporation	Uniform Supplies	Transportation	Motor Fuel Local Option	299.32	12/9/2019
Cintas Corporation	Uniform Supplies	Transportation	Motor Fuel Local Option	92.89	12/9/2019
City of Aurora	Operating Supplies	County Clerk	General Fund	525.00	12/9/2019
City of Batavia	Utilities- Intersect Lighting	Transportation	County Highway	121.15	12/9/2019
City of Batavia	Utilities- Intersect Lighting	Transportation	County Highway	38.03	12/9/2019
City of Batavia	Engineering Services	Transportation	South Impact Fees	20,743.22	12/9/2019
City of Elgin	Security Services	Court Services	Probation Services	1,035.00	12/9/2019
City of Geneva	Utilities- Water	Animal Control	Animal Control	290.34	12/9/2019
City of Geneva	Utilities- Electric	Animal Control	Animal Control	127.64	12/9/2019
City of Geneva	Utilities- Intersect Lighting	Transportation	County Highway	60.15	12/9/2019

ComEd	Utilities- Intersect Lighting	Transportation	County Highway	257.10	12/9/2019
ComEd	Utilities- Intersect Lighting	Transportation	County Highway	35.94	12/9/2019
ComEd	Utilities- Intersect Lighting	Transportation	County Highway	213.21	12/9/2019
ComEd	Utilities- Intersect Lighting	Transportation	County Highway	184.90	12/9/2019
Communications Direct Inc	Operating Supplies	Sheriff	General Fund	1,208.00	12/9/2019
Community Contacts, Inc.	Miscellaneous Contractual Exp	Development	Elgin CDBG	19,232.00	12/9/2019
Companeros en Salud	General Association Dues	Health	County Health	50.00	12/9/2019
Companeros en Salud	Operating Supplies	Health	County Health	150.00	12/9/2019
Constellation NewEnergy Inc.	Utilities- Intersect Lighting	Transportation	County Highway	332.04	12/9/2019
Constellation NewEnergy Inc.	Utilities- Intersect Lighting	Transportation	County Highway	199.59	12/9/2019
Copy King Office Solutions Inc	Operating Supplies	Coroner	Coroner Administration	78.60	12/9/2019
Cordogan, Clark & Associates Inc	Contractual/Consulting Services	Other- Countywide Expenses	Capital Projects	660.00	12/9/2019
Cordogan, Clark & Associates Inc	Building Improvements	Other- Countywide Expenses	Capital Projects	163,896.23	12/9/2019
Cordogan, Clark & Associates Inc	Building Improvements	Other- Countywide Expenses	Capital Projects	5,675.00	12/9/2019
Cordogan, Clark & Associates Inc	Building Improvements	Other- Countywide Expenses	Capital Projects	880.00	12/9/2019
Cordogan, Clark & Associates Inc	Building Improvements	Other- Countywide Expenses	Capital Projects	3,610.00	12/9/2019
Cosmina F Nedelcu	SS Transportation Assistance	WIOA 18	Workforce Development	412.96	12/9/2019
County of Kendall	Prepaid Expense		Workforce Development	800.00	12/9/2019
Crawford Murphy & Tilly Inc (CMT)	Engineering Services	Transportation	Transportation Sales Tax	18,206.06	12/9/2019
Cuahstemoc Palmerin	SS Transportation Assistance	TAA 18	Workforce Development	206.96	12/9/2019
Curt Bommelman	Employee Mileage Expense	Circuit Clerk	General Fund	46.40	12/9/2019
Dar Illumination LLC	General Printing	Circuit Clerk	General Fund	3,100.00	12/9/2019
Dar Illumination LLC	Office Supplies	Circuit Clerk	General Fund	3,900.00	12/9/2019
Dar Illumination LLC	Office Supplies	Circuit Clerk	Court Document Storage	8,000.00	12/9/2019
Deb Chan	Employee Mileage Expense	Circuit Clerk	Court Automation	139.20	12/9/2019
Deb Chan	Employee Mileage Expense	Circuit Clerk	Court Automation	13.92	12/9/2019
Debra Quirin	Employee Mileage Expense	Circuit Clerk	General Fund	46.40	12/9/2019
Deneen S. Hull	Employee Mileage Expense	Circuit Clerk	General Fund	12.76	12/9/2019
DNM Sealcoating, Inc	Repairs and Maint- Grounds	Development	Mill Creek Special Service Area	175.00	12/9/2019
Dreyer Medical Clinic	Employee Medical Expense	Animal Control	Animal Control	400.00	12/9/2019
Duke & Lee's Johnsons Garage and Towing Inc	Repairs and Maint- Vehicles	Court Services	Drug Court Special Resources	694.00	12/9/2019
Ecker Center for Mental Health	Contractual/Consulting Services	Court Services	Drug Court Special Resources	1,250.00	12/9/2019
Eddie Montanez	SS Transportation Assistance	WIOA 18	Workforce Development	267.38	12/9/2019
Elburn NAPA Inc	Vehicle Parts/Supplies	Transportation	Motor Fuel Local Option	19.36	12/9/2019
Elburn NAPA Inc	Vehicle Parts/Supplies	Transportation	Motor Fuel Local Option	249.58	12/9/2019
Elburn NAPA Inc	Vehicle Parts/Supplies	Transportation	Motor Fuel Local Option	12.08	12/9/2019
Elburn NAPA Inc	Vehicle Parts/Supplies	Transportation	Motor Fuel Local Option	30.63	12/9/2019
Elburn NAPA Inc	Vehicle Parts/Supplies	Transportation	Motor Fuel Local Option	(102.00)	12/9/2019
Elburn NAPA Inc	Vehicle Parts/Supplies	Transportation	Motor Fuel Local Option	131.26	12/9/2019
Elburn NAPA Inc	Vehicle Parts/Supplies	Transportation	Motor Fuel Local Option	79.96	12/9/2019
Elburn NAPA Inc	Vehicle Parts/Supplies	Transportation	Motor Fuel Local Option	204.00	12/9/2019
Elburn NAPA Inc	Vehicle Parts/Supplies	Transportation	Motor Fuel Local Option	249.58	12/9/2019
Elburn NAPA Inc	Vehicle Parts/Supplies	Transportation	Motor Fuel Local Option	90.36	12/9/2019
Elburn NAPA Inc	Vehicle Parts/Supplies	Transportation	Motor Fuel Local Option	26.62	12/9/2019
Elburn NAPA Inc	Vehicle Parts/Supplies	Transportation	Motor Fuel Local Option	874.34	12/9/2019
Elburn NAPA Inc	Vehicle Parts/Supplies	Transportation	Motor Fuel Local Option	16.47	12/9/2019
Elburn NAPA Inc	Vehicle Parts/Supplies	Transportation	Motor Fuel Local Option	121.88	12/9/2019
Elburn NAPA Inc	Equipment Parts/Supplies	Transportation	Motor Fuel Local Option	171.50	12/9/2019
Elburn Radiator Repair	Vehicle Parts/Supplies	Transportation	Motor Fuel Local Option	210.00	12/9/2019
Elea Keriazakos	Conferences and Meetings	Development	General Fund	20.72	12/9/2019
Elisa Chapa	Employee Mileage Expense	Circuit Clerk	General Fund	34.80	12/9/2019

Elizabeth Berrones	Court Appointed Counsel	Judiciary and Courts	General Fund	1,683.00	12/9/2019
Elizabeth Sage McWilliams	Employee Mileage Expense	Court Services	General Fund	15.08	12/9/2019
Elizabeth Sage McWilliams	Employee Mileage Expense	Court Services	General Fund	15.08	12/9/2019
Ellen Fultz-Schmid	Tuition Reimbursement	County Board	Grand Victoria Casino Elgin	649.00	12/9/2019
Equirrium INC	Contractual/Consulting Services	Health	County Health	125.88	12/9/2019
Equirrium INC	Contractual/Consulting Services	Health	County Health	1,260.00	12/9/2019
Equirrium INC	Contractual/Consulting Services	Health	County Health	900.00	12/9/2019
F James Garbe	Prepaid Expense		Workforce Development	5,853.00	12/9/2019
Fabyan Franco	Employee Mileage Expense	County Clerk	General Fund	32.83	12/9/2019
Fidelity Security Life Insurance Company (Eyemed)	Healthcare - Vision Insurance	Other- Countywide Expenses	Health Insurance Fund	6,985.02	12/9/2019
Flash Cleaner Machine North America LLC	Vehicle Parts/Supplies	Transportation	Motor Fuel Local Option	1,406.55	12/9/2019
FleetPride Inc	Vehicle Parts/Supplies	Transportation	Motor Fuel Local Option	28.60	12/9/2019
Flexible Benefits Service Corporation	Accrued Liabilities		Flexible Spending Account	4,317.67	12/9/2019
Fluorecycle, Inc.	Professional Services	Environmental Management	Enterprise Surcharge	338.29	12/9/2019
Fox Valley Internet, Inc.	Internet	Other- Countywide Expenses	General Fund	179.00	12/9/2019
Francisco Guillen	SS Transportation Assistance	WIOA 18	Workforce Development	116.00	12/9/2019
G.L. Denson, Inc.	Court Reporter Costs	State's Attorney	General Fund	48.00	12/9/2019
G.L. Denson, Inc.	Court Reporter Costs	State's Attorney	General Fund	24.00	12/9/2019
Gabriela Allison	Tuition Reimbursement	County Board	Grand Victoria Casino Elgin	1,497.00	12/9/2019
Gatza Electric, Inc.	Intersect Lighting Services	Development	Mill Creek Special Service Area	1,877.70	12/9/2019
Genesis Technologies Inc.	Computer Related Supplies	Finance	General Fund	101.25	12/9/2019
Genesis Technologies Inc.	Operating Supplies	County Clerk	General Fund	332.57	12/9/2019
Genesis Technologies Inc.	Computer Related Supplies	Court Services	General Fund	653.91	12/9/2019
Georgina Lynn McShane	Employee Mileage Expense	County Clerk	General Fund	6.79	12/9/2019
Gina Hanson	Employee Mileage Expense	Circuit Clerk	General Fund	13.34	12/9/2019
Global Industrial Equipment Co Inc	Office Supplies	Health	County Health	424.29	12/9/2019
Gordon Flesch Company Inc	Repairs and Maint- Copiers	Information Technologies	General Fund	12.77	12/9/2019
Gordon Flesch Company Inc	Repairs and Maint- Copiers	Information Technologies	General Fund	47.00	12/9/2019
Gordon Flesch Company Inc	Repairs and Maint- Equipment	Judiciary and Courts	General Fund	9.59	12/9/2019
Gordon Flesch Company Inc	Repairs and Maint- Equipment	Judiciary and Courts	General Fund	51.92	12/9/2019
Gordon Flesch Company Inc	Repairs and Maint- Office Equip	Health	County Health	157.85	12/9/2019
Greg Sams	Employee Mileage Expense	State's Attorney	General Fund	35.00	12/9/2019
Greg Sams	Employee Mileage Expense	State's Attorney	General Fund	31.00	12/9/2019
Group Link	Software Licensing Cost	Other- Countywide Expenses	General Fund	343.75	12/9/2019
Group Link	Software Licensing Cost	Other- Countywide Expenses	General Fund	2,273.06	12/9/2019
Gutierrez Productions Inc	Conferences and Meetings	Circuit Clerk	General Fund	10,000.00	12/9/2019
Gutierrez Productions Inc	General Printing	Circuit Clerk	General Fund	4,900.00	12/9/2019
Harold L Drake	SS Transportation Assistance	WIOA 18	Workforce Development	299.28	12/9/2019
Haske & Haske PC	Contractual/Consulting Services	Judiciary and Courts	Foreclosure Mediation Fund	100.00	12/9/2019
Heather Cameron	Employee Mileage Expense	Circuit Clerk	General Fund	6.96	12/9/2019
Herbert L Jamison & Co, LLC	Liability Insurance	Judiciary and Courts	General Fund	1,984.00	12/9/2019
HIPP Temporary Staffing Inc	Contractual/Consulting Services	Information Technologies	General Fund	795.81	12/9/2019
Holly Klatt	Employee Mileage Expense	Health	County Health	47.61	12/9/2019
Housing Continuum Inc	Miscellaneous Contractual Exp	Development	Community Dev Block Program	37,980.20	12/9/2019
HR GREEN Inc (formerly SEC GROUP Inc)	Engineering Services	Transportation	Transportation Sales Tax	7,398.35	12/9/2019
HR GREEN Inc (formerly SEC GROUP Inc)	Engineering Services	Transportation	Transportation Sales Tax	29,181.92	12/9/2019
IL Assn of County Clerks & Recorders (IACCR)	General Association Dues	Recorder	General Fund	850.00	12/9/2019
Illinois Drug Enforcement Officers Assn (IDEOA)	Employee Training	State's Attorney	Drug Asset Forfeiture	550.00	12/9/2019
Illinois GIS Association (ILGISA)	General Association Dues	Development	General Fund	65.00	12/9/2019
Illinois Public Defender Association	Employee Training	Public Defender	General Fund	480.00	12/9/2019
Image-Pro Services & Supplies Inc	Office Supplies	Merit Commission	General Fund	219.83	12/9/2019

Image-Pro Services & Supplies Inc	Computer Related Supplies	Circuit Clerk	Court Document Storage	1,087.60	12/9/2019
Impact Networking, LLC	Repairs and Maint- Copiers	County Board	General Fund	18.00	12/9/2019
Impact Networking, LLC	Printing Supplies	Information Technologies	General Fund	1,399.59	12/9/2019
Impact Networking, LLC	Repairs and Maint- Copiers	Court Services	General Fund	44.78	12/9/2019
Impact Networking, LLC	Repairs and Maint- Copiers	Court Services	General Fund	58.50	12/9/2019
Impact Networking, LLC	Repairs and Maint- Copiers	Court Services	General Fund	11.22	12/9/2019
Impact Networking, LLC	Repairs and Maint- Copiers	Court Services	General Fund	58.50	12/9/2019
Impact Networking, LLC	Repairs and Maint- Copiers	Court Services	General Fund	2.73	12/9/2019
Impact Networking, LLC	Repairs and Maint- Copiers	Court Services	General Fund	20.00	12/9/2019
Impact Networking, LLC	Repairs and Maint- Copiers	Circuit Clerk	Court Document Storage	45.00	12/9/2019
Impact Networking, LLC	Repairs and Maint- Copiers	Transportation	County Highway	32.00	12/9/2019
Impact Networking, LLC	Office Supplies	Operating Pool	Workforce Development	62.00	12/9/2019
Imprint Enterprises Inc	Computer Related Supplies	Recorder	Recorder's Automation	370.00	12/9/2019
Imprint Enterprises Inc	Computer Related Supplies	Recorder	Recorder's Automation	179.00	12/9/2019
Initial Impressions Inc	Uniform Supplies	Court Services	General Fund	92.37	12/9/2019
Initial Impressions Inc	Uniform Supplies	Court Services	General Fund	96.58	12/9/2019
Insight Public Sector Inc	Telephone	Other- Countywide Expenses	General Fund	16,003.84	12/9/2019
Int'l Assn of Government Officials (NACRC) (IGO)	Conferences and Meetings	County Clerk	General Fund	650.00	12/9/2019
Int'l Assn of Government Officials (NACRC) (IGO)	Conferences and Meetings	County Clerk	General Fund	650.00	12/9/2019
Iteris Inc	Engineering Services	Transportation	County Highway	13,832.27	12/9/2019
Jacob M Ramey	SS Transportation Assistance	TAA 18	Workforce Development	448.90	12/9/2019
Jacobs Engineering	Contractual/Consulting Services	Transportation	County Highway	20,091.34	12/9/2019
Jaeyun Cha	Conferences and Meetings	Development	General Fund	77.72	12/9/2019
James B Olson	SS Transportation Assistance	TAA 18	Workforce Development	46.16	12/9/2019
James E Essig	Employee Mileage Expense	Circuit Clerk	General Fund	49.30	12/9/2019
Jane L Davis DVM	Contractual/Consulting Services	Animal Control	Animal Control	2,000.00	12/9/2019
Janet Davis	Employee Mileage Expense	Circuit Clerk	General Fund	17.40	12/9/2019
Jeffrey W. Richardson	Prepaid Expense		Workforce Development	2,421.42	12/9/2019
Jill S. Boynton	Employee Mileage Expense	Circuit Clerk	General Fund	63.80	12/9/2019
Jill S. Voight	Employee Mileage Expense	Circuit Clerk	General Fund	18.56	12/9/2019
Jill Zolfo	Employee Mileage Expense	Health	County Health	221.74	12/9/2019
Jim Capparelli	Employee Mileage Expense	Circuit Clerk	General Fund	31.32	12/9/2019
Jody Kanikula	Employee Mileage Expense	Merit Commission	General Fund	34.80	12/9/2019
John A. Cunningham	Employee Mileage Expense	County Clerk	General Fund	136.88	12/9/2019
John Emerson	Conferences and Meetings	County Clerk	General Fund	619.40	12/9/2019
John Emerson	Employee Mileage Expense	County Clerk	General Fund	192.56	12/9/2019
John F. Harahan	Accrued Liabilities		911 Emergency Surcharge	1,440.00	12/9/2019
John M Essig	Employee Mileage Expense	Circuit Clerk	General Fund	33.64	12/9/2019
John Zakosek	Internet	Other- Countywide Expenses	General Fund	139.90	12/9/2019
Johnathan Pickering	Employee Mileage Expense	Circuit Clerk	General Fund	13.92	12/9/2019
Jon Kloese	Employee Training	Information Technologies	General Fund	545.12	12/9/2019
Jon Kloese	Internet	Other- Countywide Expenses	General Fund	73.66	12/9/2019
Jose A Quinones	SS Transportation Assistance	TAA 18	Workforce Development	123.18	12/9/2019
JOSEPH H MCMAHON	Conferences and Meetings	State's Attorney	General Fund	138.00	12/9/2019
JOSEPH H MCMAHON	Employee Mileage Expense	State's Attorney	General Fund	55.81	12/9/2019
Juan Cortez	SS Transportation Assistance	WIOA 18	Workforce Development	431.69	12/9/2019
Just In Time Sandwich & Deli Inc	Jurors' Expense	Judiciary and Courts	General Fund	924.70	12/9/2019
Just In Time Sandwich & Deli Inc	Jurors' Expense	Judiciary and Courts	General Fund	2,620.00	12/9/2019
Just In Time Sandwich & Deli Inc	Conferences and Meetings	Judiciary and Courts	General Fund	140.00	12/9/2019
Justice Benefits Inc	Contractual/Consulting Services	Other- Countywide Expenses	General Fund	28,683.54	12/9/2019
Kane County Bar Assn	General Association Dues	State's Attorney	General Fund	4,970.00	12/9/2019



Kane County Bar Assn	General Association Dues	State's Attorney	Insurance Liability	1,120.00	12/9/2019
Kane County Bar Assn	General Association Dues	State's Attorney	Title IV-D	420.00	12/9/2019
Kane County Bar Assn	General Association Dues	State's Attorney	Drug Prosecution	280.00	12/9/2019
Kane County Bar Assn	General Association Dues	State's Attorney	Domestic Violence	420.00	12/9/2019
Kane County Bar Assn	General Association Dues	State's Attorney	Child Advocacy Center	560.00	12/9/2019
Kara P Desideri	Contractual/Consulting Services	Judiciary and Courts	General Fund	2,688.00	12/9/2019
Karen Hames	Employee Mileage Expense	Circuit Clerk	General Fund	126.44	12/9/2019
Katherine Kosinska	Employee Mileage Expense	Circuit Clerk	General Fund	11.60	12/9/2019
Kathleen Hopkinson	Conferences and Meetings	Transportation	County Highway	345.00	12/9/2019
Kathleen LeComte	Court Reporter Costs	State's Attorney	General Fund	1,508.00	12/9/2019
Kathy Gordon Lamb	Employee Mileage Expense	Circuit Clerk	General Fund	26.68	12/9/2019
Keith Smith	Contractual/Consulting Services	Court Services	Probation Services	400.00	12/9/2019
Kelly A. Lisner	Employee Mileage Expense	Circuit Clerk	General Fund	103.82	12/9/2019
Kelly Wallace	Employee Training	State's Attorney	General Fund	183.00	12/9/2019
Kevin M Murray	Employee Mileage Expense	Court Services	General Fund	46.98	12/9/2019
Kimberly White	Employee Training	Court Services	General Fund	15.00	12/9/2019
Kinnally Flaherty Krentz Loran Hodge & Masur PC	Legal Services	State's Attorney	Insurance Liability	3,827.60	12/9/2019
KINNELL J SNOWDEN	Employee Mileage Expense	Health	County Health	58.00	12/9/2019
Konica Minolta Business Solutions	Repairs and Maint- Copiers	Public Defender	General Fund	54.37	12/9/2019
Kristina Brown	Employee Mileage Expense	Health	County Health	294.06	12/9/2019
Kurt D. Lebo	Employee Mileage Expense	Information Technologies	General Fund	15.78	12/9/2019
Kurt D. Lebo	Internet	Other- Countywide Expenses	General Fund	79.95	12/9/2019
LaFarge North America	Road Material	Transportation	Motor Fuel Local Option	534.88	12/9/2019
Lakeshore Recycling Systems (Pit Stop Clean Sweep)	Operating Supplies	Environmental Management	Enterprise Surcharge	150.00	12/9/2019
Laner Muchin Ltd	Contractual/Consulting Services	Human Resource Management	Insurance Liability	23,323.67	12/9/2019
Laner Muchin Ltd	Contractual/Consulting Services	Human Resource Management	Insurance Liability	18,781.83	12/9/2019
Language Line Services	Contractual/Consulting Services	Court Services	Probation Services	1,256.77	12/9/2019
Latimer Ferrel	Employee Mileage Expense	Circuit Clerk	General Fund	8.12	12/9/2019
Linda Jungers	Employee Mileage Expense	Circuit Clerk	General Fund	15.08	12/9/2019
Lindsey Brusky	Internet	Other- Countywide Expenses	General Fund	165.98	12/9/2019
Lori Sarro - Lowe	Employee Mileage Expense	Health	County Health	29.00	12/9/2019
Lowery McDonnell Company (LMC)	Building Improvements	Other- Countywide Expenses	Capital Projects	39,200.00	12/9/2019
M. Cornejo Garcia PsyD PC	Contractual/Consulting Services	Court Services	General Fund	500.00	12/9/2019
MacQueen Equipment dba Temco Machinery Inc	Vehicle Parts/Supplies	Transportation	Motor Fuel Local Option	18.68	12/9/2019
MacQueen Equipment dba Temco Machinery Inc	Vehicle Parts/Supplies	Transportation	Motor Fuel Local Option	274.60	12/9/2019
MacQueen Equipment dba Temco Machinery Inc	Vehicle Parts/Supplies	Transportation	Motor Fuel Local Option	494.89	12/9/2019
Marberry Cleaners & Launderers	Miscellaneous Contractual Exp	Coroner	Coroner Administration	28.38	12/9/2019
Marberry Cleaners & Launderers	Miscellaneous Contractual Exp	Coroner	Coroner Administration	36.12	12/9/2019
Marc G. Reyes	Autopsies/Consulting	Coroner	General Fund	2,000.00	12/9/2019
Marcelo Garay	SS Transportation Assistance	TAA 18	Workforce Development	224.46	12/9/2019
Margaret M Ledvora	Per Diem Expense	Judiciary and Courts	General Fund	200.00	12/9/2019
Maria A. Castillo	Contractual/Consulting Services	Judiciary and Courts	General Fund	84.00	12/9/2019
Maria Rodriguez	Contractual/Consulting Services	Judiciary and Courts	General Fund	448.00	12/9/2019
Marissa Brown	Employee Mileage Expense	Circuit Clerk	General Fund	4.64	12/9/2019
Mark W Robie	Other Construction	Development	Cost Share Drainage	17,727.00	12/9/2019
Mary Zepeda	SS Transportation Assistance	WIOA 18	Workforce Development	151.04	12/9/2019
MaryAnn Kabara	Employee Mileage Expense	Circuit Clerk	General Fund	97.44	12/9/2019
Marzenia Van de Burgt	Employee Mileage Expense	State's Attorney	Insurance Liability	16.50	12/9/2019
Matthew Guthrie	SS Transportation Assistance	WIOA 18	Workforce Development	87.48	12/9/2019
Matthew Meyer	Internet	Other- Countywide Expenses	General Fund	64.85	12/9/2019
McKesson Medical Surgical	Medical Supplies and Drugs	Court Services	General Fund	180.27	12/9/2019

Meade Inc.	Utilities- Intersect Lighting	Transportation	Motor Fuel Local Option	38,665.22	12/9/2019
Meade Inc.	Utilities- Intersect Lighting	Transportation	Motor Fuel Local Option	45,691.80	12/9/2019
Meade Inc.	Utilities- Intersect Lighting	Transportation	Motor Fuel Local Option	39,101.43	12/9/2019
Melinda Wright	SS Other Supportive Services	WIOA 18	Workforce Development	20.00	12/9/2019
Menards, Inc.	Operating Supplies	County Clerk	General Fund	124.48	12/9/2019
Menards, Inc.	Buildings and Grounds Supplies	Transportation	County Highway	123.57	12/9/2019
Menards, Inc.	Sign Material	Transportation	County Highway	20.93	12/9/2019
Menards, Inc.	Vehicle Parts/Supplies	Transportation	Motor Fuel Local Option	83.36	12/9/2019
Menards, Inc.	Culverts	Transportation	Motor Fuel Local Option	6.98	12/9/2019
Merse Fletcher	Employee Mileage Expense	Circuit Clerk	General Fund	15.08	12/9/2019
Michael Vega	SS Transportation Assistance	TAA 18	Workforce Development	98.36	12/9/2019
Michael W Hall	SS Transportation Assistance	TAA 18	Workforce Development	108.12	12/9/2019
Michelle Cantrall	Employee Mileage Expense	Circuit Clerk	General Fund	139.20	12/9/2019
Michelle Guthrie	Conferences and Meetings	Kane Comm	Kane Comm	389.85	12/9/2019
Michelle Luna	SS Transportation Assistance	WIOA 18	Workforce Development	71.97	12/9/2019
Microtrain Technologies	DT ITA	WIOA 18	Workforce Development	5,685.00	12/9/2019
Microtrain Technologies	DT ITA	WIOA 18	Workforce Development	1,895.00	12/9/2019
Microtrain Technologies	DT ITA	WIOA 18	Workforce Development	6,585.00	12/9/2019
Microtrain Technologies	DT ITA	WIOA 18	Workforce Development	4,190.00	12/9/2019
Midwest Environmental Consulting Services, Inc.	Contractual/Consulting Services	Health	County Health	375.00	12/9/2019
Midwest Environmental Consulting Services, Inc.	Contractual/Consulting Services	Health	County Health	700.00	12/9/2019
Midwest Veterinary Supply Inc	Animal Care Supplies	Animal Control	Animal Control	44.73	12/9/2019
Midwest Veterinary Supply Inc	Animal Care Supplies	Animal Control	Animal Control	128.40	12/9/2019
Midwest Veterinary Supply Inc	Animal Care Supplies	Animal Control	Animal Control	365.63	12/9/2019
Miguel Maya	SS Transportation Assistance	WIOA 18	Workforce Development	265.61	12/9/2019
Mike Meyer	Employee Mileage Expense	Circuit Clerk	General Fund	20.88	12/9/2019
Mitra B. Kalelkar	Autopsies/Consulting	Coroner	General Fund	10,800.00	12/9/2019
Mitra B. Kalelkar	Autopsies/Consulting	Coroner	General Fund	9,600.00	12/9/2019
Monarch Horak LLC dba F. P. Horak Company	Legal Printing	County Clerk	General Fund	1,358.50	12/9/2019
Monica Valencia	Employee Mileage Expense	Circuit Clerk	General Fund	83.52	12/9/2019
Nancy Campeggio	Employee Mileage Expense	Circuit Clerk	General Fund	34.80	12/9/2019
Nancy Schlim	Employee Mileage Expense	Circuit Clerk	General Fund	46.40	12/9/2019
Nancy Schmook	Internet	Other- Countywide Expenses	General Fund	40.00	12/9/2019
NAPCO Steel, Inc.	Equipment Parts/Supplies	Transportation	Motor Fuel Local Option	489.45	12/9/2019
Natalie Hall	Autopsies/Consulting	Coroner	General Fund	600.00	12/9/2019
Natural Creations Landscaping, Inc.	Road Construction	Transportation	Transportation Sales Tax	4,500.00	12/9/2019
Nestor Robles	SS Transportation Assistance	TAA 18	Workforce Development	163.89	12/9/2019
Nick DeLaTorre	SS Transportation Assistance	WIOA 18	Workforce Development	239.54	12/9/2019
Nicole Buhl	Employee Mileage Expense	Court Services	General Fund	15.08	12/9/2019
Nicor Gas	Utilities- Natural Gas	Animal Control	Animal Control	526.55	12/9/2019
Nicor Gas	Utilities- Natural Gas	Operating Pool	Workforce Development	81.95	12/9/2019
Nicor Gas	Utilities- Intersect Lighting	Development	Mill Creek Special Service Area	66.59	12/9/2019
Olympic Technologies Inc	Office Equipment	Treasurer/Collector	Tax Sale Automation	9,250.00	12/9/2019
Paddock Publications (Daily Herald)	Legal Printing	Supervisor of Assessments	General Fund	25.30	12/9/2019
Paddock Publications (Daily Herald)	Legal Printing	Development	General Fund	66.70	12/9/2019
Parents Alliance Employment Project	Miscellaneous Contractual Exp	WIOA 18	Workforce Development	2,467.56	12/9/2019
Parents Alliance Employment Project	Work Based Learning Activities	WIOA 18	Workforce Development	9,004.77	12/9/2019
Pathways Community Network Institue	Contractual/Consulting Services	Development	Homeless Management Info Systems	4,592.78	12/9/2019
Patrick Engineering Inc	Engineering Services	Transportation	Transportation Sales Tax	310.21	12/9/2019
Paul Guistolise MS	Contractual/Consulting Services	Court Services	General Fund	300.00	12/9/2019
Paul Guistolise MS	Contractual/Consulting Services	Court Services	General Fund	300.00	12/9/2019

Peloton Inc dba Frank's Employment	Per Diem Expense	Judiciary and Courts	General Fund	136.50	12/9/2019
Peloton Inc dba Frank's Employment	Miscellaneous Contractual Exp	Transportation	County Highway	488.75	12/9/2019
Peloton Inc dba Frank's Employment	Contractual/Consulting Services	Health	County Health	1,400.00	12/9/2019
Peloton Inc dba Frank's Employment	Contractual/Consulting Services	Health	County Health	1,400.00	12/9/2019
Peloton Inc dba Frank's Employment	Contractual/Consulting Services	Health	County Health	1,120.00	12/9/2019
Peloton Inc dba Frank's Employment	Contractual/Consulting Services	Health	County Health	1,400.00	12/9/2019
Peloton Inc dba Frank's Employment	Temporary Help	WIOA 18	Workforce Development	294.00	12/9/2019
Penny Lange	Employee Mileage Expense	Circuit Clerk	General Fund	43.50	12/9/2019
Peoplelink Staffing Solutions (Agency Staffing)	Contractual/Consulting Services	Health	County Health	1,013.88	12/9/2019
Peoplelink Staffing Solutions (Agency Staffing)	Contractual/Consulting Services	Health	County Health	1,267.35	12/9/2019
Peralte-Clark LLC	Engineering Services	Transportation	Transportation Sales Tax	19,192.87	12/9/2019
Perfect Cleaning Service Corp	Janitorial Services	Court Services	General Fund	630.00	12/9/2019
Perfect Cleaning Service Corp	Janitorial Services	Court Services	General Fund	630.00	12/9/2019
PETER J BURGERT	Employee Mileage Expense	Merit Commission	General Fund	104.40	12/9/2019
Petty Cash - Supervisor of Assessments	Conferences and Meetings	Supervisor of Assessments	General Fund	32.96	12/9/2019
Petty Cash-Clerk of the Circuit Court	Office Supplies	Circuit Clerk	General Fund	32.99	12/9/2019
Phoenix Staffing & Management Systems	Contractual/Consulting Services	Information Technologies	General Fund	910.00	12/9/2019
Phoenix Staffing & Management Systems	Contractual/Consulting Services	Information Technologies	General Fund	975.00	12/9/2019
Phoenix Staffing & Management Systems	Miscellaneous Contractual Exp	Human Resource Management	General Fund	684.16	12/9/2019
Phoenix Staffing & Management Systems	Miscellaneous Contractual Exp	Human Resource Management	General Fund	748.30	12/9/2019
Pieproject Foundation	Contractual/Consulting Services	Court Services	Drug Court Special Resources	100.00	12/9/2019
Planet Depos, LLC	Contractual/Consulting Services	Development	General Fund	876.00	12/9/2019
Porschia McClendon	SS Transportation Assistance	WIOA 18	Workforce Development	113.92	12/9/2019
Postmaster	Postage	Operating Pool	Workforce Development	100.00	12/9/2019
Preform Traffic Control System Ltd	Repairs and Maint- Pavement Mark	Transportation	Motor Fuel Local Option	113,264.43	12/9/2019
Premier Technology Consultants, Inc.	DT ITA	WIOA 18	Workforce Development	4,400.00	12/9/2019
Priority Products, Inc.	Equipment Parts/Supplies	Transportation	Motor Fuel Local Option	265.26	12/9/2019
Priority Products, Inc.	Equipment Parts/Supplies	Transportation	Motor Fuel Local Option	115.55	12/9/2019
Psychological Assessment Resources Incorporated	Testing Materials	Court Services	General Fund	48.00	12/9/2019
R2C2 LLC	Contractual/Consulting Services	Development	Growing for Kane	2,120.00	12/9/2019
R2C2 LLC	Contractual/Consulting Services	Development	Growing for Kane	2,120.00	12/9/2019
Rachel J. Hess	Court Appointed Counsel	Judiciary and Courts	General Fund	3,333.00	12/9/2019
Rayco Marking Products	Office Supplies	Circuit Clerk	General Fund	115.75	12/9/2019
Rayco Marking Products	Office Supplies	Circuit Clerk	General Fund	179.80	12/9/2019
Rayco Marking Products	Office Supplies	Transportation	County Highway	66.40	12/9/2019
Raymond C. Esquivel	Employee Mileage Expense	County Clerk	General Fund	151.96	12/9/2019
Ready Refresh by Nestle (Ice Mountain)	Office Supplies	Recorder	General Fund	2.50	12/9/2019
Ready Refresh by Nestle (Ice Mountain)	Miscellaneous Contractual Exp	Judiciary and Courts	General Fund	51.45	12/9/2019
Ready Refresh by Nestle (Ice Mountain)	Miscellaneous Contractual Exp	Judiciary and Courts	General Fund	2.50	12/9/2019
Ready Refresh by Nestle (Ice Mountain)	Miscellaneous Contractual Exp	Court Services	General Fund	27.70	12/9/2019
Ready Refresh by Nestle (Ice Mountain)	Operating Supplies	Health	County Health	13.29	12/9/2019
Redwood Toxicology Inc.	Lab Services	Court Services	General Fund	525.00	12/9/2019
Redwood Toxicology Inc.	Lab Services	Court Services	General Fund	170.20	12/9/2019
Redwood Toxicology Inc.	Lab Services	Court Services	Substance Abuse Screening	520.80	12/9/2019
Redwood Toxicology Inc.	Lab Services	Court Services	Substance Abuse Screening	627.95	12/9/2019
Redwood Toxicology Inc.	Lab Services	Court Services	Substance Abuse Screening	358.50	12/9/2019
Redwood Toxicology Inc.	Lab Services	Court Services	Substance Abuse Screening	62.40	12/9/2019
Redwood Toxicology Inc.	Lab Services	Court Services	Drug Court Special Resources	2,042.50	12/9/2019
Reichart Consulting Group	Employee Training	Health	County Health	223.64	12/9/2019
Reichart Consulting Group	Employee Training	Health	County Health	2,326.36	12/9/2019
Resource Management Associates	Entrance/Promotional Testing	Merit Commission	General Fund	2,295.00	12/9/2019

Rocio Vargas	SS Transportation Assistance	WIOA 18	Workforce Development	72.38	12/9/2019
Rodney Adams	Employee Mileage Expense	WIOA 18	Workforce Development	89.81	12/9/2019
Rodney Adams	Employee Mileage Expense	WIOA 18	Workforce Development	93.47	12/9/2019
Ronald L. Haskell	Court Appointed Counsel	Judiciary and Courts	General Fund	3,083.00	12/9/2019
Rosa Meszaros	Employee Mileage Expense	Circuit Clerk	General Fund	16.24	12/9/2019
Ruben Tamez	SS Transportation Assistance	TAA 18	Workforce Development	248.82	12/9/2019
Rush Truck Centers of Illinois, Inc.	Vehicle Parts/Supplies	Transportation	Motor Fuel Local Option	(718.20)	12/9/2019
Rush Truck Centers of Illinois, Inc.	Vehicle Parts/Supplies	Transportation	Motor Fuel Local Option	437.00	12/9/2019
Rush Truck Centers of Illinois, Inc.	Vehicle Parts/Supplies	Transportation	Motor Fuel Local Option	329.55	12/9/2019
Rush Truck Centers of Illinois, Inc.	Vehicle Parts/Supplies	Transportation	Motor Fuel Local Option	2,895.96	12/9/2019
Ruth Bart	Employee Mileage Expense	Circuit Clerk	General Fund	102.66	12/9/2019
Sandra Blake	Employee Mileage Expense	Public Defender	General Fund	270.72	12/9/2019
Sarah Lahl	Employee Mileage Expense	Circuit Clerk	General Fund	80.04	12/9/2019
SARAH SCHILKE	Employee Mileage Expense	Circuit Clerk	Court Automation	44.08	12/9/2019
Sarah Stoffa	Conferences and Meetings	Kane Comm	Kane Comm	389.85	12/9/2019
Saroja Bharati, MD	Autopsies/Consulting	Coroner	General Fund	600.00	12/9/2019
Savannah Valdez	Employee Mileage Expense	Circuit Clerk	General Fund	111.36	12/9/2019
Savannah Valdez	Employee Mileage Expense	Circuit Clerk	General Fund	13.92	12/9/2019
Serenity House Counseling Services, Inc.	Halfway House	Court Services	Drug Court Special Resources	340.00	12/9/2019
Serenity House Counseling Services, Inc.	Halfway House	Court Services	Drug Court Special Resources	340.00	12/9/2019
Serenity House Counseling Services, Inc.	Halfway House	Court Services	Drug Court Special Resources	340.00	12/9/2019
Shauna Kane	Employee Mileage Expense	Circuit Clerk	General Fund	51.62	12/9/2019
Shaw Media	Legal Trial Notices	State's Attorney	General Fund	759.40	12/9/2019
Sidwell Company	Books and Subscriptions	Recorder	Recorder's Automation	650.00	12/9/2019
Siteimprove	Software Licensing Cost	Information Technologies	Web Technical Services	4,730.88	12/9/2019
Smork Inc	Contractual/Consulting Services	Other- Countywide Expenses	Public Safety Sales Tax	754.08	12/9/2019
Sound Inc	Contractual/Consulting Services	Judiciary and Courts	Children's Waiting Room	6,757.80	12/9/2019
Source One Office Products	Office Supplies	Recorder	General Fund	157.44	12/9/2019
Source One Office Products	Office Supplies	Public Defender	General Fund	95.12	12/9/2019
Sousie Jenkins	Employee Mileage Expense	Court Services	General Fund	52.78	12/9/2019
Southern Computer Warehouse (SCW)	Contractual/Consulting Services	Information Technologies	General Fund	7,705.80	12/9/2019
Southland Medical LLC	Operating Supplies	Coroner	Coroner Administration	116.45	12/9/2019
Stacey Payne	Employee Mileage Expense	Circuit Clerk	General Fund	18.27	12/9/2019
Stantec Consulting Services Inc	Engineering Services	Transportation	Transportation Sales Tax	36,781.41	12/9/2019
State of IL Treasurer-IDOT	Utilities- Intersect Lighting	Transportation	County Highway	390.78	12/9/2019
Statewide Publishing, LLC	Legal Services	Circuit Clerk	General Fund	66.00	12/9/2019
Stephen Haines	SS Transportation Assistance	WIOA 18	Workforce Development	146.15	12/9/2019
Steven Hilt	SS Transportation Assistance	TAA 18	Workforce Development	420.36	12/9/2019
Sugar Grove Park District	Accrued Liabilities		Land/Cash Ordinance	2,905.00	12/9/2019
Susan Clancy Boles	Employee Mileage Expense	Judiciary and Courts	General Fund	57.32	12/9/2019
Susan R Mrazek	Employee Mileage Expense	Health	County Health	35.66	12/9/2019
Susana J. Larranaga	Contractual/Consulting Services	Judiciary and Courts	General Fund	1,215.00	12/9/2019
Sydney C Holman	SS Transportation Assistance	TAA 18	Workforce Development	138.24	12/9/2019
Sylvia Shadab	Contractual/Consulting Services	Judiciary and Courts	General Fund	882.00	12/9/2019
Sysco Food Services Chicago	Operating Supplies	Court Services	General Fund	374.36	12/9/2019
Sysco Food Services Chicago	Operating Supplies	Court Services	General Fund	85.90	12/9/2019
Sysco Food Services Chicago	Food	Court Services	General Fund	2,861.24	12/9/2019
Sysco Food Services Chicago	Food	Court Services	General Fund	2,067.07	12/9/2019
Terry Hunt	Employee Mileage Expense	County Auditor	General Fund	139.20	12/9/2019
Terry Jensen	Employee Mileage Expense	Circuit Clerk	General Fund	11.02	12/9/2019
The Tree House Inc	Computer Related Supplies	Court Services	General Fund	191.90	12/9/2019

Theresa Heaton	Employee Mileage Expense	Health	County Health	45.71	12/9/2019
Theresa Heaton	Employee Mileage Expense	Health	Kane Kares	75.53	12/9/2019
Thermoworks, Inc.	Operating Supplies	Health	County Health	33.99	12/9/2019
Thomas M. Hartwell	Employee Mileage Expense	Circuit Clerk	General Fund	204.16	12/9/2019
Thomson Reuters GRC Inc. (West Government)	Contractual/Consulting Services	State's Attorney	General Fund	468.67	12/9/2019
TIAA Commercial Finance Inc	Miscellaneous Contractual Exp	Coroner	Coroner Administration	256.55	12/9/2019
Tissue Techniques Pathology Labs LLC	Toxicology Expense	Coroner	General Fund	528.00	12/9/2019
Todd A. Claxton	SS Transportation Assistance	WIOA 18	Workforce Development	7.50	12/9/2019
Todd A. Claxton	SS Transportation Assistance	TAA 18	Workforce Development	142.70	12/9/2019
Todd A. Zies	Employee Mileage Expense	Merit Commission	General Fund	81.75	12/9/2019
Toshiba Business Solutions, Inc.	Repairs and Maint- Copiers	County Clerk	General Fund	14.98	12/9/2019
Toshiba Business Solutions, Inc.	Repairs and Maint- Copiers	County Clerk	General Fund	130.01	12/9/2019
Toshiba Business Solutions, Inc.	Repairs and Maint- Copiers	County Clerk	General Fund	206.05	12/9/2019
Toshiba Business Solutions, Inc.	Repairs and Maint- Equipment	Judiciary and Courts	General Fund	91.08	12/9/2019
Toshiba Business Solutions, Inc.	Repairs and Maint- Copiers	Court Services	General Fund	38.24	12/9/2019
Toshiba Business Solutions, Inc.	Repairs and Maint- Copiers	Court Services	General Fund	42.94	12/9/2019
Toshiba Business Solutions, Inc.	Repairs and Maint- Copiers	Court Services	General Fund	44.23	12/9/2019
Toshiba Business Solutions, Inc.	Repairs and Maint- Copiers	Circuit Clerk	Court Document Storage	114.77	12/9/2019
Toshiba Business Solutions, Inc.	Repairs and Maint- Copiers	Transportation	County Highway	2.53	12/9/2019
Toshiba Business Solutions, Inc.	Repairs and Maint- Copiers	Transportation	County Highway	77.69	12/9/2019
Toshiba Business Solutions, Inc.	Repairs and Maint- Copiers	Transportation	County Highway	2.85	12/9/2019
Toshiba Business Solutions, Inc.	Repairs and Maint- Copiers	Transportation	County Highway	154.48	12/9/2019
Toshiba Business Solutions, Inc.	Repairs and Maint- Copiers	Transportation	County Highway	6.74	12/9/2019
Toshiba Business Solutions, Inc.	Repairs and Maint- Copiers	Transportation	County Highway	145.84	12/9/2019
Toshiba Business Solutions, Inc.	Repairs and Maint- Copiers	Transportation	County Highway	4.04	12/9/2019
Toshiba Business Solutions, Inc.	Repairs and Maint- Copiers	Transportation	County Highway	5.59	12/9/2019
Toshiba Business Solutions, Inc.	Repairs and Maint- Copiers	Transportation	County Highway	5.26	12/9/2019
Toshiba Business Solutions, Inc.	Repairs and Maint- Copiers	Transportation	County Highway	2.02	12/9/2019
Toshiba Business Solutions, Inc.	Repairs and Maint- Office Equip	Health	County Health	1.10	12/9/2019
Toshiba Business Solutions, Inc.	Repairs and Maint- Office Equip	Health	County Health	3.51	12/9/2019
Toshiba Business Solutions, Inc.	Repairs and Maint- Office Equip	Health	County Health	4.07	12/9/2019
Toshiba Business Solutions, Inc.	Repairs and Maint- Office Equip	Health	County Health	40.64	12/9/2019
Toshiba Business Solutions, Inc.	Repairs and Maint- Office Equip	Health	County Health	13.00	12/9/2019
Toshiba Business Solutions, Inc.	Repairs and Maint- Office Equip	Health	County Health	15.30	12/9/2019
Toshiba Business Solutions, Inc.	Repairs and Maint- Office Equip	Health	County Health	75.02	12/9/2019
Toshiba Business Solutions, Inc.	Repairs and Maint- Office Equip	Health	County Health	83.62	12/9/2019
Toyin Olasinde	SS Transportation Assistance	WIOA 18	Workforce Development	130.84	12/9/2019
Tracy A. Erickson	Conferences and Meetings	County Clerk	General Fund	553.47	12/9/2019
Tracy Junker	Employee Mileage Expense	Circuit Clerk	General Fund	8.70	12/9/2019
Transchicago Truck Group & Northwest Ford	Vehicle Parts/Supplies	Transportation	Motor Fuel Local Option	1,021.10	12/9/2019
Translation Today Network Inc	Per Diem Expense	Judiciary and Courts	General Fund	338.20	12/9/2019
Translation Today Network Inc	Contractual/Consulting Services	Judiciary and Courts	General Fund	140.00	12/9/2019
Translation Today Network Inc	Contractual/Consulting Services	Judiciary and Courts	General Fund	141.74	12/9/2019
Translation Today Network Inc	Contractual/Consulting Services	Judiciary and Courts	General Fund	505.08	12/9/2019
Tri City Land Management Co., LLC	Building Space Rental	Development	Mill Creek Special Service Area	986.14	12/9/2019
Troy Martin Simpson	Conferences and Meetings	Transportation	County Highway	172.85	12/9/2019
Troy Martin Simpson	Cellular Phone	Transportation	County Highway	49.75	12/9/2019
Tyler Medical Services, S.C.	Medical/Dental/Hospital Services	Transportation	County Highway	355.00	12/9/2019
Tyler Technologies, Inc. (New World)	Software Licensing Cost	Other- Countywide Expenses	General Fund	4,000.00	12/9/2019
Tyler Technologies, Inc. (New World)	Computer Software- Capital	Other- Countywide Expenses	Capital Projects	64,500.00	12/9/2019
Undertakers Supply Corp	Operating Supplies	Coroner	Coroner Administration	33.88	12/9/2019

Venue on Hold	Contractual/Consulting Services	Health	County Health	1,495.00	12/9/2019
Verizon Wireless	Operating Supplies	County Clerk	General Fund	629.37	12/9/2019
Verizon Wireless	Miscellaneous Contractual Exp	Public Defender	General Fund	438.61	12/9/2019
Vertiv Services Inc.(Emerson Network Power)	Repairs and Maint- Computers	Circuit Clerk	Court Automation	5,035.00	12/9/2019
Via Carlita LLC dba Hawk Ford of St. Charles	Vehicle Parts/Supplies	Transportation	Motor Fuel Local Option	134.54	12/9/2019
Village of Carpentersville	Miscellaneous Contractual Exp	Development	Community Dev Block Program	253,917.19	12/9/2019
Warehouse Direct Office Products	Office Supplies	County Board	General Fund	78.48	12/9/2019
Warehouse Direct Office Products	Office Supplies	Finance	General Fund	16.97	12/9/2019
Warehouse Direct Office Products	Office Furniture - Non-Capital	Finance	General Fund	913.38	12/9/2019
Warehouse Direct Office Products	Office Supplies	Treasurer/Collector	General Fund	49.14	12/9/2019
Warehouse Direct Office Products	Office Supplies	County Clerk	General Fund	274.17	12/9/2019
Warehouse Direct Office Products	Office Supplies	County Clerk	General Fund	99.46	12/9/2019
Warehouse Direct Office Products	Office Supplies	Judiciary and Courts	General Fund	38.60	12/9/2019
Warehouse Direct Office Products	Office Supplies	Public Defender	General Fund	699.02	12/9/2019
Warehouse Direct Office Products	Office Supplies	Court Services	General Fund	728.50	12/9/2019
Warehouse Direct Office Products	Office Supplies	Court Services	General Fund	168.27	12/9/2019
Warehouse Direct Office Products	Office Supplies	Court Services	General Fund	116.07	12/9/2019
Warehouse Direct Office Products	Office Supplies	Development	General Fund	126.47	12/9/2019
Warehouse Direct Office Products	Office Supplies	Development	General Fund	32.79	12/9/2019
Warehouse Direct Office Products	Animal Care Supplies	Animal Control	Animal Control	31.14	12/9/2019
Warehouse Direct Office Products	Cleaning Supplies	Animal Control	Animal Control	77.68	12/9/2019
Warehouse Direct Office Products	Cleaning Supplies	Animal Control	Animal Control	39.98	12/9/2019
Warehouse Direct Office Products	Cleaning Supplies	Animal Control	Animal Control	20.21	12/9/2019
Warehouse Direct Office Products	Cleaning Supplies	Animal Control	Animal Control	(40.37)	12/9/2019
Warehouse Direct Office Products	Office Supplies	Transportation	County Highway	54.28	12/9/2019
Warehouse Direct Office Products	Office Supplies	Transportation	County Highway	82.11	12/9/2019
Warehouse Direct Office Products	Office Supplies	Transportation	County Highway	(64.16)	12/9/2019
Warehouse Direct Office Products	Office Supplies	Veterans' Commission	Veterans' Commission	49.93	12/9/2019
Warehouse Direct Office Products	Office Supplies	Operating Pool	Workforce Development	103.00	12/9/2019
WBK Engineering, LLC	Engineering Services	Transportation	Transportation Sales Tax	5,660.51	12/9/2019
West Bliss Road LLC	Highway Right of Way	Transportation	Transportation Sales Tax	600.00	12/9/2019
Wholesale Direct Inc	Vehicle Parts/Supplies	Transportation	Motor Fuel Local Option	464.26	12/9/2019
Wholesale Direct Inc	Vehicle Parts/Supplies	Transportation	Motor Fuel Local Option	245.21	12/9/2019
Wholesale Direct Inc	Equipment Parts/Supplies	Transportation	Motor Fuel Local Option	288.60	12/9/2019
William E Graves	SS Transportation Assistance	WIOA 18	Workforce Development	139.61	12/9/2019
Yvonne L. Dominguez	Employee Mileage Expense	Court Services	General Fund	31.32	12/9/2019
Zachary D Dempsey	SS Transportation Assistance	TAA 18	Workforce Development	197.33	12/9/2019
Zuelke Law Office (Donald R. Zuelke)	Court Appointed Counsel	Judiciary and Courts	General Fund	3,333.00	12/9/2019
	Trials and Costs of Hearing	State's Attorney	General Fund	164.90	12/9/2019
	Trials and Costs of Hearing	Public Defender	General Fund	20.50	12/9/2019
	Trials and Costs of Hearing	State's Attorney	Insurance Liability	550.00	12/9/2019
	Miscellaneous Fees	Court Services	Probation Services	182.45	12/9/2019
	Miscellaneous Fees	Court Services	Probation Services	121.22	12/9/2019
	Miscellaneous Fees	Court Services	Probation Services	1,078.00	12/9/2019
	Miscellaneous Fees	Court Services	Probation Services	539.00	12/9/2019
	Miscellaneous Fees	Court Services	Probation Services	66.27	12/9/2019
	Miscellaneous Fees	Court Services	Probation Services	65.33	12/9/2019
	Miscellaneous Fees	Court Services	Probation Services	882.00	12/9/2019
	Miscellaneous Fees	Court Services	Probation Services	539.00	12/9/2019
	Miscellaneous Fees	Court Services	Probation Services	204.42	12/9/2019
	Miscellaneous Fees	Court Services	Probation Services	560.05	12/9/2019

	Miscellaneous Fees	Court Services	Probation Services	1,666.00	12/9/2019
	Miscellaneous Fees	Court Services	Probation Services	784.00	12/9/2019
	Probation Victim Services Fees	Court Services	Probation Victim Services	3.73	12/9/2019
	Probation Victim Services Fees	Court Services	Probation Victim Services	2.47	12/9/2019
	Probation Victim Services Fees	Court Services	Probation Victim Services	18.00	12/9/2019
	Probation Victim Services Fees	Court Services	Probation Victim Services	11.00	12/9/2019
	Probation Victim Services Fees	Court Services	Probation Victim Services	4.17	12/9/2019
	Probation Victim Services Fees	Court Services	Probation Victim Services	11.43	12/9/2019
	Probation Victim Services Fees	Court Services	Probation Victim Services	34.00	12/9/2019
	Probation Victim Services Fees	Court Services	Probation Victim Services	16.00	12/9/2019
	Probation Victim Services Fees	Court Services	Probation Victim Services	22.00	12/9/2019
	Probation Victim Services Fees	Court Services	Probation Victim Services	11.00	12/9/2019
	Probation Victim Services Fees	Court Services	Probation Victim Services	1.35	12/9/2019
	Probation Victim Services Fees	Court Services	Probation Victim Services	1.33	12/9/2019
IMRF	Payroll Payable		Illinois Municipal Retirement	1,320,358.82	12/10/2019
Kane County Juror Payable Clearing	Jurors- Circuit Court	Judiciary and Courts	General Fund	3,166.96	12/12/2019
Kane County Juror Payable Clearing	Jurors- Circuit Court	Judiciary and Courts	General Fund	2,276.84	12/12/2019
US Bank	Bond Principal	Debt Service	Recovery Zone Bond Debt Service	750,000.00	12/15/2019
US Bank	Interest- Bonds	Debt Service	Recovery Zone Bond Debt Service	62,715.00	12/15/2019
US Bank	Bond Principal	Debt Service	JJC/AJC Refunding Debt Service	2,295,000.00	12/15/2019
US Bank	Interest- Bonds	Debt Service	JJC/AJC Refunding Debt Service	245,475.00	12/15/2019
Kane County Juror Payable Clearing	Jurors- Circuit Court	Judiciary and Courts	General Fund	4,255.92	12/18/2019
Abel Screening Inc	Testing Materials	Court Services	General Fund	79.00	12/23/2019
Abel Screening Inc	Testing Materials	Court Services	General Fund	79.00	12/23/2019
Abel Screening Inc	Testing Materials	Court Services	General Fund	79.00	12/23/2019
Abel Screening Inc	Testing Materials	Court Services	General Fund	79.00	12/23/2019
Abigail Waser	Employee Mileage Expense	Court Services	General Fund	6.38	12/23/2019
Accurate Document Destruction Inc (GROOT)	Destruction of Records Services	Circuit Clerk	Court Document Storage	338.81	12/23/2019
Acrisure LLC dba Presidio (Wine Sergi)	Liability Insurance	Human Resource Management	Insurance Liability	25.00	12/23/2019
Acrisure LLC dba Presidio (Wine Sergi)	Liability Insurance	Human Resource Management	Insurance Liability	25.00	12/23/2019
Acrisure LLC dba Presidio (Wine Sergi)	Liability Insurance	Human Resource Management	Insurance Liability	25.00	12/23/2019
Acrisure LLC dba Presidio (Wine Sergi)	Liability Insurance	Human Resource Management	Insurance Liability	355.00	12/23/2019
Acrisure LLC dba Presidio (Wine Sergi)	Liability Insurance	Human Resource Management	Insurance Liability	753,840.00	12/23/2019
Adam Brill	Employee Mileage Expense	Health	County Health	185.95	12/23/2019
Adam Tedder	Internet	Other- Countywide Expenses	General Fund	130.00	12/23/2019
Adaptive Insights LLC	Computer Software- Capital	Transportation	County Highway	23,839.00	12/23/2019
Adesta LLC	Contractual/Consulting Services	Development	Mill Creek Special Service Area	1,245.00	12/23/2019
Adesta LLC	Contractual/Consulting Services	Development	Mill Creek Special Service Area	1,535.50	12/23/2019
Advanced Correctional Healthcare	Medical/Dental/Hospital Services	Court Services	General Fund	88.52	12/23/2019
Advanced Correctional Healthcare	Medical/Dental/Hospital Services	Court Services	General Fund	26,118.64	12/23/2019
Advanced Moving and Storage Inc	Highway Right of Way	Transportation	Motor Fuel Local Option	400.00	12/23/2019
A-Flex Label	Office Supplies	State's Attorney	General Fund	2,008.65	12/23/2019
Aftermath Services, LLC	Miscellaneous Contractual Exp	Coroner	Coroner Administration	125.00	12/23/2019
Aftermath Services, LLC	Operating Supplies	Coroner	Coroner Administration	800.00	12/23/2019
Alarm Detection Systems Inc	Repairs and Maint- Computers	Information Technologies	General Fund	21,972.74	12/23/2019
Alarm Detection Systems Inc	Repairs and Maint- Computers	Information Technologies	General Fund	4,425.00	12/23/2019
Alarm Detection Systems Inc	Office Supplies	Information Technologies	General Fund	2,260.53	12/23/2019
Alarm Detection Systems Inc	Contractual/Consulting Services	Other- Countywide Expenses	Public Safety Sales Tax	3,347.21	12/23/2019
Alarm Detection Systems Inc	Communications Equipment	Other- Countywide Expenses	Public Safety Sales Tax	14,492.80	12/23/2019
Alarm Detection Systems Inc	Communications Equipment	Other- Countywide Expenses	Public Safety Sales Tax	3,568.45	12/23/2019
Alarm Detection Systems Inc	Repairs and Maint- Buildings	Health	County Health	797.00	12/23/2019

Alfred Benesch & Co	Engineering Services	Transportation	Transportation Sales Tax	34,835.00	12/23/2019
Alfred Benesch & Co	Engineering Services	Transportation	Transportation Sales Tax	31,396.27	12/23/2019
Alfred Benesch & Co	Engineering Services	Transportation	Transportation Sales Tax	32,096.32	12/23/2019
Alfred Benesch & Co	Engineering Services	Transportation	Transportation Sales Tax	35,530.48	12/23/2019
Alfred Benesch & Co	Engineering Services	Transportation	Transportation Sales Tax	30,266.95	12/23/2019
Alfred Benesch & Co	Engineering Services	Transportation	Transportation Sales Tax	28,706.35	12/23/2019
All American Flag Company	Operating Supplies	Development	Mill Creek Special Service Area	531.95	12/23/2019
All Paws Pet Cremation	Cremation Services	Animal Control	Animal Control	150.00	12/23/2019
Alliance Against Intoxicated Motorists (AAIM)	Miscellaneous Contractual Exp	Court Services	General Fund	750.00	12/23/2019
Alma Rosa Hidalgo	Employee Training	State's Attorney	Child Advocacy Center	122.00	12/23/2019
Alpha Medical Distributor, Inc.	Operating Supplies	Coroner	Coroner Administration	544.07	12/23/2019
Amanda Weinreis	Employee Mileage Expense	WIOA 18	Workforce Development	25.52	12/23/2019
Andrew Baumann	Employee Mileage Expense	Kane Comm	Kane Comm	662.20	12/23/2019
Anne L. Wesemann	Highway Right of Way	Transportation	Transportation Sales Tax	2,500.00	12/23/2019
Anne L. Wesemann	Highway Right of Way	Transportation	Transportation Sales Tax	750.00	12/23/2019
Applied Ecological Services	Engineering Services	Transportation	Motor Fuel Local Option	3,593.90	12/23/2019
Applied Ecological Services	Engineering Services	Transportation	Motor Fuel Local Option	667.25	12/23/2019
Applied Pavement Technology Inc	Engineering Services	Transportation	County Highway	16,501.30	12/23/2019
Apryll M Elliott	Employee Mileage Expense	Health	County Health	8.46	12/23/2019
Aramark Services, Inc.	Food	Sheriff	General Fund	13,945.05	12/23/2019
Aramark Services, Inc.	Food	Sheriff	General Fund	13,473.06	12/23/2019
Ashley VanOpstall	Employee Mileage Expense	Court Services	General Fund	69.02	12/23/2019
Aspire Winning Edge LLC	Law Enforcement Training	State's Attorney	General Fund	350.00	12/23/2019
Association for Individual Development (AID)	Psychological/Psychiatric Svcs	Court Services	General Fund	1,670.00	12/23/2019
Assurance Fire & Safety Inc	Operating Supplies	Sheriff	General Fund	229.45	12/23/2019
AT&T	Telephone	Operating Pool	Workforce Development	47.81	12/23/2019
AT&T	Accrued Liabilities		911 Emergency Surcharge	217.92	12/23/2019
Aurora Township	Township Payable - Aurora		County Highway	284.00	12/23/2019
Aurora University	DT ITA	TAA 18	Workforce Development	9,343.00	12/23/2019
Automatic Door Authority	Operating Supplies	County Clerk	General Fund	262.00	12/23/2019
Batavia Enterprises, Inc	Building Lease	Building Management	General Fund	11,698.59	12/23/2019
Batavia Instant Print Inc	Operating Supplies	Health	County Health	297.42	12/23/2019
Batavia Township	Township Payable - Batavia		County Highway	428.00	12/23/2019
Battery Service Corporation	Repairs and Maint- Vehicles	Sheriff	General Fund	332.85	12/23/2019
Baxter & Woodman Inc	Engineering Services	Transportation	Transportation Sales Tax	201.60	12/23/2019
Baxter & Woodman Inc	Engineering Services	Transportation	Transportation Sales Tax	12,992.03	12/23/2019
Benjamin Fox	Internet	Other- Countywide Expenses	General Fund	69.99	12/23/2019
Big Rock Township Road District	Township Payable - Big Rock		County Highway	438.00	12/23/2019
BLA Inc	Engineering Services	Transportation	County Highway	3,714.95	12/23/2019
BLA Inc	Engineering Services	Transportation	County Highway	1,109.10	12/23/2019
BLA Inc	Engineering Services	Transportation	County Highway	6,187.55	12/23/2019
BLA Inc	Engineering Services	Transportation	County Highway	14,707.11	12/23/2019
BLA Inc	Engineering Services	Transportation	Transportation Sales Tax	50,482.09	12/23/2019
BLA Inc	Engineering Services	Transportation	Transportation Sales Tax	55,996.92	12/23/2019
Blackberry Township	Township Payable - Blackberry		County Highway	848.00	12/23/2019
Bob Barker Company Inc	Clothing Supplies	Sheriff	General Fund	405.00	12/23/2019
Bob Barker Company Inc	Juvenile Board and Care	Court Services	General Fund	2,370.08	12/23/2019
Bob Barker Company Inc	Juvenile Board and Care	Court Services	General Fund	311.20	12/23/2019
Bob Barker Company Inc	Juvenile Board and Care	Court Services	General Fund	2,251.00	12/23/2019
Bob Barker Company Inc	Medical Supplies and Drugs	Court Services	General Fund	1,251.00	12/23/2019
Boehringer Ingelheim (Merial)	Animal Care Supplies	Animal Control	Animal Control	418.95	12/23/2019



Bowman Consulting Group Ltd	Engineering Services	Transportation	Motor Fuel Local Option	3,817.72	12/23/2019
Breda Moving Company Inc	Highway Right of Way	Transportation	Motor Fuel Local Option	350.00	12/23/2019
Brenda D Gregory	Court Reporter Costs	State's Attorney	General Fund	24.00	12/23/2019
Brenda D Gregory	Court Reporter Costs	State's Attorney	General Fund	1,684.00	12/23/2019
Brian Howes	Employee Mileage Expense	Court Services	General Fund	50.39	12/23/2019
Brittany Scott	Employee Mileage Expense	Judiciary and Courts	General Fund	12.60	12/23/2019
Brooke Hampel	Internet	Other- Countywide Expenses	General Fund	69.95	12/23/2019
Buck Brothers Inc	Repairs and Maint- Grounds	Transportation	County Highway	8,500.00	12/23/2019
Burlington Township	Township Payable - Burlington		County Highway	768.00	12/23/2019
Burnidge Properties Ltd	Building Space Rental	Health	County Health	1,263.62	12/23/2019
Burnidge Properties Ltd	Building Space Rental	Health	Kane Kares	1,332.67	12/23/2019
Burns & McDonnell Engineering Co	Engineering Services	Transportation	Campton Hills Impact Fees	4,233.54	12/23/2019
Business and Career Services Incorporated	Miscellaneous Contractual Exp	WIOA 18	Workforce Development	8,423.44	12/23/2019
Business and Career Services Incorporated	Miscellaneous Contractual Exp	WIOA 18	Workforce Development	8,428.00	12/23/2019
Business and Career Services Incorporated	Work Based Learning Activities	WIOA 18	Workforce Development	1,987.11	12/23/2019
Business and Career Services Incorporated	Work Based Learning Activities	WIOA 18	Workforce Development	1,739.86	12/23/2019
Business and Career Services Incorporated	Youth Supportive Services	WIOA 18	Workforce Development	34.45	12/23/2019
Business and Career Services Incorporated	Youth Supportive Services	WIOA 18	Workforce Development	76.56	12/23/2019
Campise Polygraph Services	Polygraph Testing	Court Services	Probation Services	350.00	12/23/2019
Campton Township	Township Payable - Campton		County Highway	40.00	12/23/2019
Canon Solutions America Inc	Repairs and Maint- Equipment	Judiciary and Courts	General Fund	51.53	12/23/2019
Canon Solutions America Inc	Repairs and Maint- Copiers	Sheriff	General Fund	348.67	12/23/2019
Canon Solutions America Inc	Operating Supplies	Sheriff	General Fund	215.31	12/23/2019
Canon Solutions America Inc	Repairs and Maint- Copiers	Circuit Clerk	Court Document Storage	555.14	12/23/2019
Cargill Incorporated (Cargill Deicing Technology)	Rock Salt	Transportation	Motor Fuel Local Option	64,361.16	12/23/2019
Cargill Incorporated (Cargill Deicing Technology)	Rock Salt	Transportation	Motor Fuel Local Option	9,446.85	12/23/2019
Cargill Incorporated (Cargill Deicing Technology)	Rock Salt	Transportation	Motor Fuel Local Option	14,267.45	12/23/2019
Carolyn Russie	Employee Mileage Expense	Health	County Health	91.23	12/23/2019
Cassie Design	Contractual/Consulting Services	Information Technologies	Web Technical Services	1,680.00	12/23/2019
CCMSI	Project Administration Services	Human Resource Management	Insurance Liability	5,884.17	12/23/2019
CCMSI	Liability Insurance	Human Resource Management	Insurance Liability	91,581.37	12/23/2019
CCMSI	Workers Compensation	Human Resource Management	Insurance Liability	96,988.25	12/23/2019
CCMSI	Workers Compensation	Human Resource Management	Insurance Liability	38,759.00	12/23/2019
Central DuPage Hospital Association DBA HealthLab	Toxicology Expense	Coroner	General Fund	359.00	12/23/2019
Central States SER Jobs for Progress Inc	Miscellaneous Contractual Exp	WIOA 18	Workforce Development	10,506.52	12/23/2019
Central States SER Jobs for Progress Inc	Work Based Learning Activities	WIOA 18	Workforce Development	3,926.03	12/23/2019
Central States SER Jobs for Progress Inc	Youth Supportive Services	WIOA 18	Workforce Development	13.80	12/23/2019
Century Springs/Ove Water Services	Office Supplies	County Board	General Fund	14.00	12/23/2019
Century Springs/Ove Water Services	Operating Supplies	County Board	General Fund	5.00	12/23/2019
Century Springs/Ove Water Services	Office Supplies	Finance	General Fund	10.00	12/23/2019
Century Springs/Ove Water Services	Office Supplies	Finance	General Fund	9.00	12/23/2019
Century Springs/Ove Water Services	Office Supplies	Finance	General Fund	5.00	12/23/2019
Century Springs/Ove Water Services	Office Supplies	Finance	General Fund	2.50	12/23/2019
Century Springs/Ove Water Services	Office Supplies	Finance	General Fund	2.50	12/23/2019
Century Springs/Ove Water Services	Office Supplies	Information Technologies	General Fund	6.00	12/23/2019
Century Springs/Ove Water Services	Office Supplies	Information Technologies	General Fund	22.00	12/23/2019
Century Springs/Ove Water Services	Office Supplies	Information Technologies	General Fund	7.50	12/23/2019
Century Springs/Ove Water Services	Office Supplies	Information Technologies	General Fund	14.00	12/23/2019
Century Springs/Ove Water Services	Office Supplies	Information Technologies	General Fund	14.00	12/23/2019
Century Springs/Ove Water Services	Office Supplies	Information Technologies	General Fund	2.50	12/23/2019
Century Springs/Ove Water Services	Office Supplies	Information Technologies	General Fund	18.00	12/23/2019



Century Springs/Ove Water Services	Contractual/Consulting Services	Sheriff	General Fund	5.00	12/23/2019
Century Springs/Ove Water Services	Contractual/Consulting Services	Sheriff	General Fund	2.50	12/23/2019
Century Springs/Ove Water Services	Miscellaneous Contractual Exp	Court Services	General Fund	50.00	12/23/2019
Century Springs/Ove Water Services	Miscellaneous Contractual Exp	Court Services	General Fund	70.00	12/23/2019
Century Springs/Ove Water Services	Miscellaneous Contractual Exp	Court Services	General Fund	22.00	12/23/2019
Century Springs/Ove Water Services	Miscellaneous Contractual Exp	Court Services	General Fund	2.50	12/23/2019
Century Springs/Ove Water Services	Miscellaneous Contractual Exp	Court Services	General Fund	2.50	12/23/2019
Century Springs/Ove Water Services	Miscellaneous Contractual Exp	Court Services	General Fund	46.00	12/23/2019
Century Springs/Ove Water Services	Miscellaneous Contractual Exp	Court Services	General Fund	2.50	12/23/2019
Century Springs/Ove Water Services	Miscellaneous Contractual Exp	Court Services	General Fund	10.00	12/23/2019
Century Springs/Ove Water Services	Miscellaneous Contractual Exp	Court Services	General Fund	2.50	12/23/2019
Century Springs/Ove Water Services	Operating Supplies	Development	General Fund	62.00	12/23/2019
Century Springs/Ove Water Services	Operating Supplies	Development	General Fund	2.50	12/23/2019
Century Springs/Ove Water Services	Operating Supplies	Development	General Fund	22.00	12/23/2019
Century Springs/Ove Water Services	Operating Supplies	Development	General Fund	30.00	12/23/2019
Century Springs/Ove Water Services	Operating Supplies	Development	General Fund	2.50	12/23/2019
Century Springs/Ove Water Services	Office Supplies	Information Technologies	Geographic Information Systems	10.00	12/23/2019
Century Springs/Ove Water Services	Office Supplies	Information Technologies	Geographic Information Systems	6.00	12/23/2019
Century Springs/Ove Water Services	Office Supplies	Information Technologies	Geographic Information Systems	2.50	12/23/2019
Century Springs/Ove Water Services	Operating Supplies	Kane Comm	Kane Comm	18.00	12/23/2019
Century Springs/Ove Water Services	Operating Supplies	Kane Comm	Kane Comm	18.00	12/23/2019
Century Springs/Ove Water Services	Operating Supplies	Kane Comm	Kane Comm	2.50	12/23/2019
Century Springs/Ove Water Services	Office Supplies	Animal Control	Animal Control	6.00	12/23/2019
Century Springs/Ove Water Services	Office Supplies	Animal Control	Animal Control	2.50	12/23/2019
Century Springs/Ove Water Services	Disposal and Water Softener Srvs	Transportation	County Highway	10.00	12/23/2019
Century Springs/Ove Water Services	Disposal and Water Softener Srvs	Transportation	County Highway	150.00	12/23/2019
Century Springs/Ove Water Services	Disposal and Water Softener Srvs	Transportation	County Highway	102.00	12/23/2019
Century Springs/Ove Water Services	Operating Supplies	Health	County Health	10.00	12/23/2019
Century Springs/Ove Water Services	Operating Supplies	Health	County Health	10.00	12/23/2019
Century Springs/Ove Water Services	Operating Supplies	Health	County Health	2.50	12/23/2019
Century Springs/Ove Water Services	Office Supplies	Veterans' Commission	Veterans' Commission	6.00	12/23/2019
Century Springs/Ove Water Services	Office Supplies	Veterans' Commission	Veterans' Commission	2.50	12/23/2019
Century Springs/Ove Water Services	Office Supplies	Veterans' Commission	Veterans' Commission	6.00	12/23/2019
Century Springs/Ove Water Services	Operating Supplies	Environmental Management	Enterprise Surcharge	14.00	12/23/2019
Century Springs/Ove Water Services	Operating Supplies	Environmental Management	Enterprise Surcharge	14.00	12/23/2019
Century Springs/Ove Water Services	Operating Supplies	Environmental Management	Enterprise Surcharge	2.50	12/23/2019
cFive Solutions Inc.	Software Licensing Cost	Court Services	Probation Services	14,691.75	12/23/2019
Cherie Sadowski	SS Transportation Assistance	WIOA 18	Workforce Development	57.66	12/23/2019
Cheryl Kane	Employee Mileage Expense	Health	County Health	163.27	12/23/2019
Cheryl Zimmerman	SS Transportation Assistance	TAA 18	Workforce Development	133.60	12/23/2019
Chicago Office Technology Group (COTG)	Repairs and Maint- Copiers	State's Attorney	General Fund	269.68	12/23/2019
Chicago Office Technology Group (COTG)	Repairs and Maint- Copiers	Public Defender	General Fund	29.86	12/23/2019
Chicago Parts and Sound, LLC	Repairs and Maint- Vehicles	Sheriff	General Fund	1,969.45	12/23/2019
Chicago Parts and Sound, LLC	Repairs and Maint- Vehicles	Sheriff	General Fund	537.79	12/23/2019
Chicago Parts and Sound, LLC	Repairs and Maint- Vehicles	Sheriff	General Fund	387.00	12/23/2019
Chicago Parts and Sound, LLC	Repairs and Maint- Vehicles	Sheriff	General Fund	62.00	12/23/2019
Chicago Parts and Sound, LLC	Repairs and Maint- Vehicles	Sheriff	General Fund	259.50	12/23/2019
Chicago Parts and Sound, LLC	Repairs and Maint- Vehicles	Sheriff	General Fund	448.00	12/23/2019
Chicago Parts and Sound, LLC	Repairs and Maint- Vehicles	Sheriff	General Fund	1,267.50	12/23/2019
Chicago Parts and Sound, LLC	Repairs and Maint- Vehicles	Sheriff	General Fund	179.45	12/23/2019
Chicago Title and Trust Company	Highway Right of Way	Transportation	Transportation Sales Tax	1,184,084.00	12/23/2019

Chicago Title Company, LLC	Highway Right of Way	Transportation	Transportation Sales Tax	21.00	12/23/2019
Chmura Economics & Analytics LLC	Software Licensing Cost	Operating Pool	Workforce Development	7,951.45	12/23/2019
Christopher B. Burke Engineering, Ltd.	Engineering Services	Transportation	County Highway	3,121.20	12/23/2019
Christopher R. Hemesath	Repairs and Maint- Vehicles	Information Technologies	General Fund	5.59	12/23/2019
Christopher R. Hemesath	Employee Mileage Expense	Information Technologies	General Fund	8.35	12/23/2019
Christopher R. Hemesath	Internet	Other- Countywide Expenses	General Fund	69.99	12/23/2019
Cintas Corporation	Repairs and Maint- Vehicles	Sheriff	General Fund	34.32	12/23/2019
Cintas Corporation	Repairs and Maint- Vehicles	Sheriff	General Fund	34.32	12/23/2019
Cintas Corporation	Repairs and Maint- Vehicles	Sheriff	General Fund	34.32	12/23/2019
Cintas Corporation	Repairs and Maint- Vehicles	Sheriff	General Fund	34.32	12/23/2019
Cintas Corporation	Uniform Supplies	Transportation	Motor Fuel Local Option	299.32	12/23/2019
CIORBA Group Inc	Engineering Services	Transportation	Transportation Sales Tax	53,860.52	12/23/2019
CIORBA Group Inc	Engineering Services	Transportation	Transportation Sales Tax	41,664.22	12/23/2019
CIORBA Group Inc	Engineering Services	Transportation	Transportation Sales Tax	35,998.72	12/23/2019
Cipher Technology Solutions Inc (CTS of Illinois)	Miscellaneous Contractual Exp	Public Defender	General Fund	75.00	12/23/2019
City of Aurora	Utilities- Water	Building Management	General Fund	128.80	12/23/2019
City of Aurora	Utilities- Electric	Building Management	General Fund	308.80	12/23/2019
City of Aurora	Security Services	Court Services	Probation Services	2,615.55	12/23/2019
City of Batavia	Utilities- Intersect Lighting	Transportation	County Highway	102.89	12/23/2019
City of Batavia	Utilities- Intersect Lighting	Transportation	County Highway	129.68	12/23/2019
City of Batavia	Utilities- Intersect Lighting	Transportation	County Highway	107.01	12/23/2019
City of Batavia	Utilities- Intersect Lighting	Transportation	County Highway	86.63	12/23/2019
City of Geneva	Utilities- Sewer	Building Management	General Fund	319.04	12/23/2019
City of Geneva	Utilities- Sewer	Building Management	General Fund	181.41	12/23/2019
City of Geneva	Utilities- Sewer	Building Management	General Fund	192.55	12/23/2019
City of Geneva	Utilities- Sewer	Building Management	General Fund	29.03	12/23/2019
City of Geneva	Utilities- Sewer	Building Management	General Fund	13.92	12/23/2019
City of Geneva	Utilities- Sewer	Building Management	General Fund	113.87	12/23/2019
City of Geneva	Utilities- Water	Building Management	General Fund	297.66	12/23/2019
City of Geneva	Utilities- Water	Building Management	General Fund	21.40	12/23/2019
City of Geneva	Utilities- Water	Building Management	General Fund	175.02	12/23/2019
City of Geneva	Utilities- Water	Building Management	General Fund	9.46	12/23/2019
City of Geneva	Utilities- Electric	Building Management	General Fund	12,530.19	12/23/2019
City of Geneva	Utilities- Electric	Building Management	General Fund	270.38	12/23/2019
City of Geneva	Utilities- Electric	Building Management	General Fund	1,179.12	12/23/2019
City of Geneva	Utilities- Electric	Building Management	General Fund	3.32	12/23/2019
City of Geneva	Utilities- Sewer	Building Management	General Fund	14.54	12/23/2019
City of Geneva	Utilities- Sewer	Building Management	General Fund	60.51	12/23/2019
City of Geneva	Utilities- Sewer	Building Management	General Fund	141.91	12/23/2019
City of Geneva	Utilities- Sewer	Building Management	General Fund	256.72	12/23/2019
City of Geneva	Utilities- Water	Building Management	General Fund	19.54	12/23/2019
City of Geneva	Utilities- Water	Building Management	General Fund	81.63	12/23/2019
City of Geneva	Utilities- Water	Building Management	General Fund	424.73	12/23/2019
City of Geneva	Utilities- Electric	Building Management	General Fund	61.39	12/23/2019
City of Geneva	Utilities- Electric	Building Management	General Fund	439.82	12/23/2019
City of Geneva	Utilities- Electric	Building Management	General Fund	600.93	12/23/2019
City of Geneva	Utilities- Electric	Building Management	General Fund	4,359.51	12/23/2019
City of Geneva	Utilities- Electric	Building Management	General Fund	65.75	12/23/2019
City of Geneva	Utilities- Electric	Building Management	General Fund	54.88	12/23/2019
City of Geneva	Professional Services	Environmental Management	Enterprise Surcharge	31.03	12/23/2019
City of Naperville	Accrued Liabilities		911 Emergency Surcharge	461,132.48	12/23/2019

Clark Dietz Inc	Engineering Services	Transportation	Transportation Capital	54,342.24	12/23/2019
Clark Dietz Inc	Engineering Services	Transportation	Transportation Capital	58,550.08	12/23/2019
Clifford-Wald, A KIP Company	Repairs and Maint- Office Equip	Transportation	County Highway	1,195.00	12/23/2019
ComEd	Contractual/Consulting Services	Kane Comm	Kane Comm	117.16	12/23/2019
ComEd	Contractual/Consulting Services	Kane Comm	Kane Comm	37.64	12/23/2019
ComEd	Utilities- Intersect Lighting	Transportation	County Highway	6.18	12/23/2019
ComEd	Utilities- Intersect Lighting	Transportation	County Highway	116.60	12/23/2019
ComEd	Utilities- Intersect Lighting	Transportation	County Highway	154.73	12/23/2019
ComEd	Utilities- Intersect Lighting	Transportation	County Highway	157.76	12/23/2019
ComEd	Utilities- Intersect Lighting	Transportation	County Highway	29.95	12/23/2019
ComEd	Utilities- Intersect Lighting	Transportation	County Highway	87.94	12/23/2019
ComEd	Utilities- Intersect Lighting	Transportation	County Highway	2,914.85	12/23/2019
ComEd	Utilities- Intersect Lighting	Transportation	County Highway	88.37	12/23/2019
ComEd	Utilities- Intersect Lighting	Transportation	County Highway	41.92	12/23/2019
ComEd	Utilities- Intersect Lighting	Transportation	County Highway	10.19	12/23/2019
ComEd	Utilities- Intersect Lighting	Transportation	County Highway	5,589.95	12/23/2019
ComEd	Utilities- Electric	Health	County Health	186.24	12/23/2019
ComEd	Utilities- Electric	Health	County Health	295.54	12/23/2019
ComEd	Utilities- Electric	Operating Pool	Workforce Development	264.99	12/23/2019
ComEd	Utilities- Intersect Lighting	Development	Mill Creek Special Service Area	121.12	12/23/2019
ComEd	Utilities- Intersect Lighting	Development	Mill Creek Special Service Area	182.34	12/23/2019
ComEd	Utilities- Intersect Lighting	Development	Mill Creek Special Service Area	35.58	12/23/2019
ComEd	Utilities- Intersect Lighting	Development	Mill Creek Special Service Area	26.66	12/23/2019
ComEd	Utilities- Intersect Lighting	Development	Mill Creek Special Service Area	21.26	12/23/2019
ComEd	Utilities- Intersect Lighting	Development	Mill Creek Special Service Area	78.43	12/23/2019
ComEd	Utilities- Intersect Lighting	Development	Mill Creek Special Service Area	39.00	12/23/2019
ComEd	Utilities- Intersect Lighting	Development	Mill Creek Special Service Area	28.12	12/23/2019
ComEd	Utilities- Intersect Lighting	Development	Mill Creek Special Service Area	21.26	12/23/2019
ComEd	Utilities- Intersect Lighting	Development	Mill Creek Special Service Area	55.73	12/23/2019
ComEd	Utilities- Intersect Lighting	Development	Mill Creek Special Service Area	36.86	12/23/2019
ComEd	Accrued Liabilities		Township Motor Fuel	2,502.29	12/23/2019
Communications Direct Inc	Repairs and Maint- Comm Equip	Sheriff	General Fund	190.20	12/23/2019
Communications Direct Inc	Operating Supplies	Sheriff	General Fund	2,797.00	12/23/2019
Community Contacts, Inc.	Miscellaneous Contractual Exp	Development	Elgin CDBG	19,332.00	12/23/2019
Community Contacts, Inc.	Miscellaneous Contractual Exp	Development	Elgin CDBG	19,332.00	12/23/2019
Community Contacts, Inc.	Miscellaneous Contractual Exp	Development	Elgin CDBG	25,548.00	12/23/2019
Community Contacts, Inc.	Miscellaneous Contractual Exp	Development	Elgin CDBG	29,565.00	12/23/2019
Connor Company	Repairs and Maint- Buildings	Transportation	County Highway	483.97	12/23/2019
Conrad Polygraph, Inc.	Polygraph Testing	Court Services	Probation Services	300.00	12/23/2019
Constellation NewEnergy Inc.	Utilities- Electric	Building Management	General Fund	24,886.60	12/23/2019
Constellation NewEnergy Inc.	Utilities- Electric	Building Management	General Fund	6,366.33	12/23/2019
Constellation NewEnergy Inc.	Utilities- Electric	Building Management	General Fund	1,380.29	12/23/2019
Constellation NewEnergy Inc.	Utilities- Electric	Building Management	General Fund	355.72	12/23/2019
Constellation NewEnergy Inc.	Utilities- Electric	Building Management	General Fund	26,622.87	12/23/2019
Constellation NewEnergy Inc.	Utilities- Electric	Transportation	County Highway	1,899.97	12/23/2019
Constellation NewEnergy Inc.	Utilities- Electric	Transportation	County Highway	160.07	12/23/2019
Copy King Office Solutions Inc	Miscellaneous Contractual Exp	Coroner	Coroner Administration	64.38	12/23/2019
Corey Malis	Internet	Other- Countywide Expenses	General Fund	93.00	12/23/2019
Cornerstone Partners Horticultural Services Co.	Repairs and Maint- Grounds	Development	Mill Creek Special Service Area	251.63	12/23/2019
Cornerstone Partners Horticultural Services Co.	Repairs and Maint- Grounds	Development	Mill Creek Special Service Area	11,442.26	12/23/2019
Cosmina F Nedelcu	SS Transportation Assistance	WIOA 18	Workforce Development	154.86	12/23/2019

Countryside Veterinary Clinic, Ltd	Veterinarian Services	Animal Control	Animal Control	131.60	12/23/2019
Countryside Veterinary Clinic, Ltd	Veterinarian Services	Animal Control	Animal Control	64.25	12/23/2019
Countryside Veterinary Clinic, Ltd	Veterinarian Services	Animal Control	Animal Control	220.00	12/23/2019
Countryside Veterinary Clinic, Ltd	Veterinarian Services	Animal Control	Animal Control	330.00	12/23/2019
Countryside Veterinary Clinic, Ltd	Veterinarian Services	Animal Control	Animal Control	110.00	12/23/2019
County of Kendall Sheriffs Department	Adult Prisoner Board and Care	Sheriff	General Fund	300.00	12/23/2019
CS Geologic LLC	Engineering Services	Environmental Management	Enterprise Surcharge	1,233.75	12/23/2019
Cuauhtemoc Palmerin	SS Transportation Assistance	TAA 18	Workforce Development	206.96	12/23/2019
Culligan Tri City Soft Water	Disposal and Water Softener Srvs	Transportation	County Highway	112.05	12/23/2019
Culligan Tri City Soft Water	Disposal and Water Softener Srvs	Transportation	County Highway	23.05	12/23/2019
Curran Contracting Company	Road Material	Transportation	Motor Fuel Local Option	4,480.00	12/23/2019
Curran Contracting Company	Accrued Liabilities		Township Motor Fuel	121,779.57	12/23/2019
Dana D. Bollman	Per Diem Expense	Judiciary and Courts	General Fund	300.00	12/23/2019
DANIEL P GATES	Employee Training	Court Services	General Fund	46.40	12/23/2019
Dan's Auto Service Inc.	Repairs and Maint- Vehicles	Sheriff	General Fund	80.00	12/23/2019
Dan's Auto Service Inc.	Repairs and Maint- Vehicles	Sheriff	General Fund	80.00	12/23/2019
Darin P. Earl	Internet	Other- Countywide Expenses	General Fund	79.99	12/23/2019
Davey Tree Expert Co	Repairs and Maint- Grounds	Development	Mill Creek Special Service Area	17,981.00	12/23/2019
DAVID C KING	Employee Mileage Expense	Recorder	General Fund	25.17	12/23/2019
Dawn Vogelsberg	Employee Training	State's Attorney	Child Advocacy Center	133.52	12/23/2019
De Lage Landen Financial Services, Inc.	Equipment Rental	Judiciary and Courts	General Fund	125.00	12/23/2019
Deborah L. Conley LTD	Counseling Services	State's Attorney	Child Advocacy Center	1,100.00	12/23/2019
Deborah Mcellin	Employee Mileage Expense	Court Services	General Fund	41.76	12/23/2019
Defin.Net Solutions Inc	Contractual/Consulting Services	Other- Countywide Expenses	Public Safety Sales Tax	10,500.00	12/23/2019
Defin.Net Solutions Inc	Contractual/Consulting Services	Other- Countywide Expenses	Judicial Technology Sales Tax	9,500.00	12/23/2019
DePaul University	DT ITA	TAA 18	Workforce Development	7,935.00	12/23/2019
DFM Associates	Software Licensing Cost	County Clerk	General Fund	9,416.00	12/23/2019
Directions Training Center	DT ITA	WIOA 18	Workforce Development	5,380.00	12/23/2019
Directions Training Center	DT ITA	WIOA 18	Workforce Development	4,620.00	12/23/2019
DNM Sealcoating, Inc	Building Improvements	Other- Countywide Expenses	Capital Projects	15,850.00	12/23/2019
DNM Sealcoating, Inc	Repairs and Maintenance- Roads	Development	Mill Creek Special Service Area	175.00	12/23/2019
Document Imaging Dimensions, Inc.	Operating Supplies	Judiciary and Courts	General Fund	276.00	12/23/2019
Document Imaging Dimensions, Inc.	Operating Supplies	Judiciary and Courts	General Fund	698.00	12/23/2019
Don McCue Chevrolet Inc	Repairs and Maint- Vehicles	Sheriff	General Fund	13.74	12/23/2019
Donald L Stoxen II	Highway Right of Way	Transportation	Transportation Sales Tax	5,000.00	12/23/2019
Donald L Stoxen II	Highway Right of Way	Transportation	Transportation Sales Tax	750.00	12/23/2019
Douglas G. Felder, P.C.	Highway Right of Way	Transportation	Transportation Sales Tax	720.00	12/23/2019
Dreyer Medical Clinic	Contractual/Consulting Services	Health	County Health	2,000.00	12/23/2019
Duke & Lee's Johnsons Garage and Towing Inc	Repairs and Maint- Vehicles	Court Services	General Fund	75.12	12/23/2019
Duke & Lee's Johnsons Garage and Towing Inc	Repairs and Maint- Vehicles	Court Services	General Fund	71.62	12/23/2019
Dundee Township	Township Payable - Dundee		County Highway	352.00	12/23/2019
DuPage Salt Company	Disposal and Water Softener Srvs	Animal Control	Animal Control	33.00	12/23/2019
Eagle Eye Polygraph, LLC	Polygraph Testing	Court Services	Probation Services	300.00	12/23/2019
Ecker Center for Mental Health	Psychological/Psychiatric Srvs	Court Services	General Fund	1,670.00	12/23/2019
Edgar K. Collison Law Offices, Ltd.	Legal Services	State's Attorney	Insurance Liability	4,000.00	12/23/2019
Elburn NAPA Inc	Vehicle Parts/Supplies	Transportation	Motor Fuel Local Option	121.26	12/23/2019
Elburn NAPA Inc	Vehicle Parts/Supplies	Transportation	Motor Fuel Local Option	432.96	12/23/2019
Elburn NAPA Inc	Vehicle Parts/Supplies	Transportation	Motor Fuel Local Option	28.82	12/23/2019
Elburn NAPA Inc	Vehicle Parts/Supplies	Transportation	Motor Fuel Local Option	113.92	12/23/2019
Elburn NAPA Inc	Vehicle Parts/Supplies	Transportation	Motor Fuel Local Option	83.57	12/23/2019
Elburn NAPA Inc	Vehicle Parts/Supplies	Transportation	Motor Fuel Local Option	10.70	12/23/2019

Elburn NAPA Inc	Vehicle Parts/Supplies	Transportation	Motor Fuel Local Option	27.00	12/23/2019
Elburn NAPA Inc	Vehicle Parts/Supplies	Transportation	Motor Fuel Local Option	137.92	12/23/2019
Elburn NAPA Inc	Vehicle Parts/Supplies	Transportation	Motor Fuel Local Option	93.28	12/23/2019
Elburn NAPA Inc	Vehicle Parts/Supplies	Transportation	Motor Fuel Local Option	57.50	12/23/2019
Elburn NAPA Inc	Vehicle Parts/Supplies	Transportation	Motor Fuel Local Option	8.64	12/23/2019
Elburn NAPA Inc	Vehicle Parts/Supplies	Transportation	Motor Fuel Local Option	172.83	12/23/2019
Elburn NAPA Inc	Vehicle Parts/Supplies	Transportation	Motor Fuel Local Option	292.45	12/23/2019
Elburn NAPA Inc	Vehicle Parts/Supplies	Transportation	Motor Fuel Local Option	69.90	12/23/2019
Elburn NAPA Inc	Vehicle Parts/Supplies	Transportation	Motor Fuel Local Option	87.53	12/23/2019
Elburn NAPA Inc	Equipment Parts/Supplies	Transportation	Motor Fuel Local Option	99.94	12/23/2019
Elburn NAPA Inc	Equipment Parts/Supplies	Transportation	Motor Fuel Local Option	94.36	12/23/2019
Elburn NAPA Inc	Equipment Parts/Supplies	Transportation	Motor Fuel Local Option	140.46	12/23/2019
Elgin Community College	Miscellaneous Contractual Exp	WIOA 18	Workforce Development	1,474.88	12/23/2019
Elgin Community College	Miscellaneous Contractual Exp	WIOA 18	Workforce Development	1,080.58	12/23/2019
Elgin Community College	Work Based Learning Activities	WIOA 18	Workforce Development	1,721.85	12/23/2019
Elgin Community College	Work Based Learning Activities	WIOA 18	Workforce Development	738.50	12/23/2019
Elgin Community College	Youth Supportive Services	WIOA 18	Workforce Development	345.50	12/23/2019
Elgin Community College	Youth Supportive Services	WIOA 18	Workforce Development	25.15	12/23/2019
Elgin Community College	Miscellaneous Contractual Exp	WIOA 18	Workforce Development	15,917.67	12/23/2019
Elgin Community College	Miscellaneous Contractual Exp	WIOA 18	Workforce Development	10,180.00	12/23/2019
Elgin Community College	Work Based Learning Activities	WIOA 18	Workforce Development	8,837.50	12/23/2019
Elgin Community College	Work Based Learning Activities	WIOA 18	Workforce Development	4,517.66	12/23/2019
Elgin Community College	Youth ITA	WIOA 18	Workforce Development	7,202.95	12/23/2019
Elgin Community College	Youth ITA	WIOA 18	Workforce Development	3,146.00	12/23/2019
Elgin Community College	Youth Supportive Services	WIOA 18	Workforce Development	1,785.72	12/23/2019
Elgin Community College	Youth Supportive Services	WIOA 18	Workforce Development	626.91	12/23/2019
Elgin Community College	Academic/Pre-Vocational Services	WIOA 18	Workforce Development	116.00	12/23/2019
Elgin Township	Township Payable - Elgin		County Highway	40.00	12/23/2019
Elizabeth Donegan PsyD	Psychological/Psychiatric Srvs	Judiciary and Courts	General Fund	750.00	12/23/2019
Elizabeth Sage McWilliams	Employee Mileage Expense	Court Services	General Fund	45.24	12/23/2019
EQ-The Environmental Quality Co. (dba US Ecology)	Contractual/Consulting Services	Environmental Management	Enterprise Surcharge	1,900.00	12/23/2019
Erin Rauscher	Employee Mileage Expense	Health	County Health	162.04	12/23/2019
ESI Consultants, Ltd.	Engineering Services	Transportation	Motor Fuel Local Option	2,005.00	12/23/2019
ESI Consultants, Ltd.	Engineering Services	Transportation	Motor Fuel Local Option	30,003.00	12/23/2019
ESI Consultants, Ltd.	Engineering Services	Transportation	Motor Fuel Local Option	33,832.00	12/23/2019
Esquire Deposition Solutions LLC	Court Reporter Costs	State's Attorney	Insurance Liability	516.05	12/23/2019
Evan Sologaistoa	Employee Mileage Expense	Health	County Health	52.20	12/23/2019
Family Flooring America	Contractual/Consulting Services	Judiciary and Courts	General Fund	5,674.22	12/23/2019
Family Flooring America	Contractual/Consulting Services	Judiciary and Courts	General Fund	7,496.96	12/23/2019
Family Flooring America	Contractual/Consulting Services	Judiciary and Courts	General Fund	5,674.22	12/23/2019
Family Flooring America	Contractual/Consulting Services	Judiciary and Courts	General Fund	5,674.22	12/23/2019
Family Flooring America	Liability Insurance	Human Resource Management	Insurance Liability	11,431.13	12/23/2019
Family Flooring America	Office Furniture	Information Technologies	Geographic Information Systems	15,221.55	12/23/2019
FedEx	Postage	Other- Countywide Expenses	General Fund	326.71	12/23/2019
FedEx	Postage	Other- Countywide Expenses	General Fund	72.50	12/23/2019
FedEx	Postage	Other- Countywide Expenses	General Fund	134.88	12/23/2019
FedEx	Postage	Other- Countywide Expenses	General Fund	307.73	12/23/2019
FedEx	Postage	Other- Countywide Expenses	General Fund	1,988.15	12/23/2019
Feece Oil Company	Repairs and Maint- Vehicles	Sheriff	General Fund	60.00	12/23/2019
Feece Oil Company	Vehicle Parts/Supplies	Transportation	Motor Fuel Local Option	162.07	12/23/2019
Fermin Cazares	SS Transportation Assistance	TAA 18	Workforce Development	225.04	12/23/2019

Fernando Roman	SS Transportation Assistance	WIOA 18	Workforce Development	283.62	12/23/2019
Fifth Third Bank	Contractual/Consulting Services	Information Technologies	General Fund	1,737.45	12/23/2019
Fifth Third Bank	Contractual/Consulting Services	Information Technologies	General Fund	113.50	12/23/2019
Fifth Third Bank	Repairs and Maint- Computers	Information Technologies	General Fund	524.85	12/23/2019
Fifth Third Bank	Repairs and Maint- Vehicles	Information Technologies	General Fund	634.34	12/23/2019
Fifth Third Bank	Employee Training	Information Technologies	General Fund	12,048.00	12/23/2019
Fifth Third Bank	Employee Training	Information Technologies	General Fund	4,238.00	12/23/2019
Fifth Third Bank	Office Supplies	Information Technologies	General Fund	58.97	12/23/2019
Fifth Third Bank	Computer Related Supplies	Information Technologies	General Fund	(814.99)	12/23/2019
Fifth Third Bank	Books and Subscriptions	Information Technologies	General Fund	55.44	12/23/2019
Fifth Third Bank	Janitorial Services	Building Management	General Fund	119.00	12/23/2019
Fifth Third Bank	Repairs and Maint- Buildings	Building Management	General Fund	1,380.83	12/23/2019
Fifth Third Bank	Uniform Supplies	Building Management	General Fund	480.95	12/23/2019
Fifth Third Bank	Conferences and Meetings	County Auditor	General Fund	331.20	12/23/2019
Fifth Third Bank	Conferences and Meetings	County Clerk	General Fund	510.03	12/23/2019
Fifth Third Bank	Office Supplies	County Clerk	General Fund	269.84	12/23/2019
Fifth Third Bank	Books and Subscriptions	County Clerk	General Fund	27.72	12/23/2019
Fifth Third Bank	Conferences and Meetings	County Clerk	General Fund	1,299.51	12/23/2019
Fifth Third Bank	Conferences and Meetings	County Clerk	General Fund	1,252.36	12/23/2019
Fifth Third Bank	Uniform Allowance	Judiciary and Courts	General Fund	76.50	12/23/2019
Fifth Third Bank	Miscellaneous Contractual Exp	Judiciary and Courts	General Fund	280.00	12/23/2019
Fifth Third Bank	Conferences and Meetings	Circuit Clerk	General Fund	290.70	12/23/2019
Fifth Third Bank	Office Supplies	Circuit Clerk	General Fund	40.50	12/23/2019
Fifth Third Bank	Office Supplies	Circuit Clerk	General Fund	398.79	12/23/2019
Fifth Third Bank	Conferences and Meetings	State's Attorney	General Fund	1,502.48	12/23/2019
Fifth Third Bank	Employee Mileage Expense	State's Attorney	General Fund	164.44	12/23/2019
Fifth Third Bank	General Association Dues	State's Attorney	General Fund	50.00	12/23/2019
Fifth Third Bank	General Association Dues	State's Attorney	General Fund	100.00	12/23/2019
Fifth Third Bank	Office Supplies	State's Attorney	General Fund	96.29	12/23/2019
Fifth Third Bank	Operating Supplies	State's Attorney	General Fund	135.97	12/23/2019
Fifth Third Bank	Employee Training	Public Defender	General Fund	579.19	12/23/2019
Fifth Third Bank	Office Supplies	Public Defender	General Fund	86.99	12/23/2019
Fifth Third Bank	Extradition Costs	Sheriff	General Fund	26.98	12/23/2019
Fifth Third Bank	Extradition Costs	Sheriff	General Fund	29.51	12/23/2019
Fifth Third Bank	Repairs and Maint- Vehicles	Sheriff	General Fund	103.37	12/23/2019
Fifth Third Bank	Conferences and Meetings	Sheriff	General Fund	1,008.95	12/23/2019
Fifth Third Bank	Employee Training	Sheriff	General Fund	(779.00)	12/23/2019
Fifth Third Bank	Employee Training	Sheriff	General Fund	289.00	12/23/2019
Fifth Third Bank	Employee Training	Sheriff	General Fund	419.98	12/23/2019
Fifth Third Bank	Employee Training	Sheriff	General Fund	1,345.47	12/23/2019
Fifth Third Bank	Office Supplies	Sheriff	General Fund	32.27	12/23/2019
Fifth Third Bank	Office Supplies	Sheriff	General Fund	989.40	12/23/2019
Fifth Third Bank	Office Supplies	Sheriff	General Fund	15.96	12/23/2019
Fifth Third Bank	Operating Supplies	Sheriff	General Fund	180.99	12/23/2019
Fifth Third Bank	Operating Supplies	Sheriff	General Fund	62.85	12/23/2019
Fifth Third Bank	Operating Supplies	Sheriff	General Fund	189.32	12/23/2019
Fifth Third Bank	Operating Supplies	Sheriff	General Fund	74.45	12/23/2019
Fifth Third Bank	Operating Supplies	Sheriff	General Fund	50.16	12/23/2019
Fifth Third Bank	Operating Supplies	Sheriff	General Fund	(32.88)	12/23/2019
Fifth Third Bank	Operating Supplies	Sheriff	General Fund	96.60	12/23/2019
Fifth Third Bank	Employee Recognition Supplies	Sheriff	General Fund	501.00	12/23/2019



Fifth Third Bank	Office Supplies	Sheriff	General Fund	102.60	12/23/2019
Fifth Third Bank	Uniform Allowance	Sheriff	General Fund	114.74	12/23/2019
Fifth Third Bank	Repairs and Maint- Equipment	Sheriff	General Fund	159.87	12/23/2019
Fifth Third Bank	Repairs and Maint- Comm Equip	Sheriff	General Fund	536.25	12/23/2019
Fifth Third Bank	Repairs and Maint- Vehicles	Sheriff	General Fund	726.56	12/23/2019
Fifth Third Bank	Operating Supplies	Sheriff	General Fund	900.40	12/23/2019
Fifth Third Bank	Operating Supplies	Sheriff	General Fund	1,455.85	12/23/2019
Fifth Third Bank	Operating Supplies	Sheriff	General Fund	513.02	12/23/2019
Fifth Third Bank	Miscellaneous Supplies	Court Services	General Fund	212.78	12/23/2019
Fifth Third Bank	Miscellaneous Supplies	Court Services	General Fund	(212.78)	12/23/2019
Fifth Third Bank	Medical Supplies and Drugs	Court Services	General Fund	71.70	12/23/2019
Fifth Third Bank	Miscellaneous Supplies	Court Services	General Fund	311.00	12/23/2019
Fifth Third Bank	Miscellaneous Supplies	Court Services	General Fund	384.28	12/23/2019
Fifth Third Bank	Communications Equipment	Court Services	General Fund	231.89	12/23/2019
Fifth Third Bank	Office Equipment	Court Services	General Fund	812.50	12/23/2019
Fifth Third Bank	Conferences and Meetings	Court Services	General Fund	198.87	12/23/2019
Fifth Third Bank	Operating Supplies	Court Services	General Fund	49.80	12/23/2019
Fifth Third Bank	Communications Equipment	Court Services	General Fund	231.87	12/23/2019
Fifth Third Bank	Medical Supplies and Drugs	Court Services	General Fund	71.70	12/23/2019
Fifth Third Bank	Miscellaneous Supplies	Court Services	General Fund	207.50	12/23/2019
Fifth Third Bank	Miscellaneous Supplies	Court Services	General Fund	384.28	12/23/2019
Fifth Third Bank	Communications Equipment	Court Services	General Fund	231.87	12/23/2019
Fifth Third Bank	Office Equipment	Court Services	General Fund	812.50	12/23/2019
Fifth Third Bank	Juvenile Board and Care	Court Services	General Fund	(4.32)	12/23/2019
Fifth Third Bank	Miscellaneous Contractual Exp	Court Services	General Fund	100.00	12/23/2019
Fifth Third Bank	Miscellaneous Contractual Exp	Court Services	General Fund	60.00	12/23/2019
Fifth Third Bank	Operating Supplies	Court Services	General Fund	3,065.44	12/23/2019
Fifth Third Bank	Medical Supplies and Drugs	Court Services	General Fund	68.94	12/23/2019
Fifth Third Bank	Incentives	Court Services	General Fund	15.99	12/23/2019
Fifth Third Bank	Incentives	Court Services	General Fund	63.79	12/23/2019
Fifth Third Bank	Computer Related Supplies	Court Services	General Fund	313.76	12/23/2019
Fifth Third Bank	Books and Subscriptions	Court Services	General Fund	104.91	12/23/2019
Fifth Third Bank	Books and Subscriptions	Court Services	General Fund	1,063.42	12/23/2019
Fifth Third Bank	Books and Subscriptions	Court Services	General Fund	15.99	12/23/2019
Fifth Third Bank	Contractual/Consulting Services	Coroner	General Fund	11.99	12/23/2019
Fifth Third Bank	Repairs and Maint- Vehicles	Coroner	General Fund	81.53	12/23/2019
Fifth Third Bank	Conferences and Meetings	Coroner	General Fund	599.44	12/23/2019
Fifth Third Bank	Books and Subscriptions	Coroner	General Fund	15.96	12/23/2019
Fifth Third Bank	Books and Subscriptions	Coroner	General Fund	57.99	12/23/2019
Fifth Third Bank	Fuel- Vehicles	Coroner	General Fund	69.04	12/23/2019
Fifth Third Bank	Conferences and Meetings	Development	General Fund	(31.70)	12/23/2019
Fifth Third Bank	Office Supplies	Development	General Fund	31.96	12/23/2019
Fifth Third Bank	Operating Supplies	Development	General Fund	60.96	12/23/2019
Fifth Third Bank	Operating Supplies	Development	General Fund	49.90	12/23/2019
Fifth Third Bank	Internet	Other- Countywide Expenses	General Fund	16.00	12/23/2019
Fifth Third Bank	Internet	Other- Countywide Expenses	General Fund	3,841.66	12/23/2019
Fifth Third Bank	Internet	Other- Countywide Expenses	General Fund	109.99	12/23/2019
Fifth Third Bank	Conferences and Meetings	State's Attorney	Insurance Liability	32.91	12/23/2019
Fifth Third Bank	Employee Mileage Expense	State's Attorney	Insurance Liability	257.75	12/23/2019
Fifth Third Bank	Office Supplies	State's Attorney	Insurance Liability	2.05	12/23/2019
Fifth Third Bank	Books and Subscriptions	State's Attorney	Insurance Liability	185.00	12/23/2019

Fifth Third Bank	Conferences and Meetings	Information Technologies	Geographic Information Systems	84.40	12/23/2019
Fifth Third Bank	Office Supplies	Information Technologies	Geographic Information Systems	25.98	12/23/2019
Fifth Third Bank	Office Supplies	Circuit Clerk	Circuit Clk Electronic Citation	203.76	12/23/2019
Fifth Third Bank	Operating Supplies	Sheriff	KC Emergency Planning	135.00	12/23/2019
Fifth Third Bank	Contractual/Consulting Services	Kane Comm	Kane Comm	17.91	12/23/2019
Fifth Third Bank	Employee Training	Kane Comm	Kane Comm	(389.00)	12/23/2019
Fifth Third Bank	Operating Supplies	Kane Comm	Kane Comm	771.52	12/23/2019
Fifth Third Bank	Operating Supplies	Kane Comm	Kane Comm	134.00	12/23/2019
Fifth Third Bank	Incentives	Court Services	Probation Services	2,400.00	12/23/2019
Fifth Third Bank	Sanction Incentives	Court Services	Drug Court Special Resources	661.50	12/23/2019
Fifth Third Bank	Sanction Incentives	Court Services	Drug Court Special Resources	855.00	12/23/2019
Fifth Third Bank	Sanction Incentives	Court Services	Drug Court Special Resources	(855.00)	12/23/2019
Fifth Third Bank	Communications Equipment	Court Services	Drug Court Special Resources	231.87	12/23/2019
Fifth Third Bank	Employee Training	Coroner	Coroner Administration	45.00	12/23/2019
Fifth Third Bank	Miscellaneous Contractual Exp	Coroner	Coroner Administration	80.00	12/23/2019
Fifth Third Bank	Office Supplies	Coroner	Coroner Administration	110.00	12/23/2019
Fifth Third Bank	Office Supplies	Coroner	Coroner Administration	19.98	12/23/2019
Fifth Third Bank	Office Supplies	Coroner	Coroner Administration	21.06	12/23/2019
Fifth Third Bank	Office Supplies	Coroner	Coroner Administration	77.96	12/23/2019
Fifth Third Bank	Operating Supplies	Coroner	Coroner Administration	4.99	12/23/2019
Fifth Third Bank	Operating Supplies	Coroner	Coroner Administration	22.25	12/23/2019
Fifth Third Bank	Veterinarian Services	Animal Control	Animal Control	166.49	12/23/2019
Fifth Third Bank	Repairs and Maint- Buildings	Animal Control	Animal Control	355.23	12/23/2019
Fifth Third Bank	Repairs and Maint- Comm Equip	Animal Control	Animal Control	178.52	12/23/2019
Fifth Third Bank	Repairs and Maint- Vehicles	Animal Control	Animal Control	559.52	12/23/2019
Fifth Third Bank	Conferences and Meetings	Animal Control	Animal Control	227.21	12/23/2019
Fifth Third Bank	Office Supplies	Animal Control	Animal Control	411.71	12/23/2019
Fifth Third Bank	Operating Supplies	Animal Control	Animal Control	185.48	12/23/2019
Fifth Third Bank	Animal Care Supplies	Animal Control	Animal Control	1,623.33	12/23/2019
Fifth Third Bank	Uniform Supplies	Animal Control	Animal Control	2,554.85	12/23/2019
Fifth Third Bank	Software Licensing Cost	Transportation	County Highway	54.00	12/23/2019
Fifth Third Bank	Software Licensing Cost	Transportation	County Highway	49.00	12/23/2019
Fifth Third Bank	Repairs and Maint- Vehicles	Transportation	County Highway	600.00	12/23/2019
Fifth Third Bank	General Association Dues	Transportation	County Highway	61.35	12/23/2019
Fifth Third Bank	Office Supplies	Transportation	County Highway	3,255.46	12/23/2019
Fifth Third Bank	Operating Supplies	Transportation	County Highway	171.31	12/23/2019
Fifth Third Bank	Computer Hardware- Non Capital	Transportation	County Highway	105.99	12/23/2019
Fifth Third Bank	Sign Material	Transportation	County Highway	273.45	12/23/2019
Fifth Third Bank	Sign Material	Transportation	County Highway	284.02	12/23/2019
Fifth Third Bank	Vehicle Parts/Supplies	Transportation	Motor Fuel Local Option	85.77	12/23/2019
Fifth Third Bank	Equipment Parts/Supplies	Transportation	Motor Fuel Local Option	82.76	12/23/2019
Fifth Third Bank	Contractual/Consulting Services	Health	County Health	317.56	12/23/2019
Fifth Third Bank	General Association Dues	Health	County Health	1,695.00	12/23/2019
Fifth Third Bank	Office Supplies	Health	County Health	1,044.06	12/23/2019
Fifth Third Bank	Operating Supplies	Health	County Health	569.35	12/23/2019
Fifth Third Bank	Operating Supplies	Health	County Health	98.02	12/23/2019
Fifth Third Bank	Books and Subscriptions	Health	County Health	384.00	12/23/2019
Fifth Third Bank	Computer Software- Non Capital	Health	County Health	24.00	12/23/2019
Fifth Third Bank	Employee Mileage Expense	Health	County Health	95.20	12/23/2019
Fifth Third Bank	Contractual/Consulting Services	Health	County Health	337.00	12/23/2019
Fifth Third Bank	Software Licensing Cost	Health	County Health	4,066.56	12/23/2019

Fifth Third Bank	Conferences and Meetings	Health	County Health	455.40	12/23/2019
Fifth Third Bank	Medical Supplies and Drugs	Health	County Health	5,814.00	12/23/2019
Fifth Third Bank	Contractual/Consulting Services	Health	County Health	116.16	12/23/2019
Fifth Third Bank	Contractual/Consulting Services	Health	Kane Kares	50.00	12/23/2019
Fifth Third Bank	Office Supplies	Veterans' Commission	Veterans' Commission	28.20	12/23/2019
Fifth Third Bank	Computer Hardware- Non Capital	Veterans' Commission	Veterans' Commission	21.48	12/23/2019
Fifth Third Bank	Conferences and Meetings	Development	Homeless Management Info Systems	2.69	12/23/2019
Fifth Third Bank	Conferences and Meetings	Development	Homeless Management Info Systems	2.29	12/23/2019
Fifth Third Bank	Conferences and Meetings	County Board	Farmland Preservation	60.00	12/23/2019
Fifth Third Bank	Conferences and Meetings	Development	Growing for Kane	116.38	12/23/2019
Fifth Third Bank	SS Child Care	WIOA 18	Workforce Development	1,000.62	12/23/2019
Fifth Third Bank	Building Space Rental	Operating Pool	Workforce Development	107.00	12/23/2019
Fifth Third Bank	Office Supplies	Operating Pool	Workforce Development	119.04	12/23/2019
Fifth Third Bank	Telephone	Operating Pool	Workforce Development	155.30	12/23/2019
Fifth Third Bank	Internet	Operating Pool	Workforce Development	394.41	12/23/2019
Fifth Third Bank	Office Supplies	Operating Pool	Workforce Development	649.96	12/23/2019
Fifth Third Bank	Equipment < \$1000	Operating Pool	Workforce Development	557.99	12/23/2019
Fifth Third Bank	Telephone	Operating Pool	Workforce Development	278.38	12/23/2019
Fifth Third Bank	Internet	Operating Pool	Workforce Development	182.50	12/23/2019
Fifth Third Bank	Internet	Operating Pool	Workforce Development	183.70	12/23/2019
Fifth Third Bank	Telephone	One-Stop shared costs	Workforce Development	77.65	12/23/2019
Fifth Third Bank	Internet	One-Stop shared costs	Workforce Development	176.22	12/23/2019
Fifth Third Bank	Computers	Other- Countywide Expenses	Capital Projects	2,134.82	12/23/2019
Fifth Third Bank	Operating Supplies	Environmental Management	Enterprise Surcharge	32.48	12/23/2019
Firestone Tire & Service Center	Repairs and Maint- Office Equip	Court Services	General Fund	108.12	12/23/2019
Fleet Safety Supply	Repairs and Maint- Vehicles	Sheriff	General Fund	86.51	12/23/2019
Fleet Safety Supply	Repairs and Maint- Vehicles	Sheriff	General Fund	209.00	12/23/2019
FleetPride Inc	Vehicle Parts/Supplies	Transportation	Motor Fuel Local Option	281.15	12/23/2019
Flexible Benefits Service Corporation	Healthcare Admin Services	Other- Countywide Expenses	Health Insurance Fund	820.00	12/23/2019
Flexible Benefits Service Corporation	Accrued Liabilities		Flexible Spending Account	963.38	12/23/2019
Flexible Benefits Service Corporation	Accrued Liabilities		Flexible Spending Account	4,008.24	12/23/2019
Francisco Guillen	SS Transportation Assistance	WIOA 18	Workforce Development	92.80	12/23/2019
G.L. Denson, Inc.	Per Diem Expense	Judiciary and Courts	General Fund	42.00	12/23/2019
G.L. Denson, Inc.	Per Diem Expense	Judiciary and Courts	General Fund	84.00	12/23/2019
G.L. Denson, Inc.	Per Diem Expense	Judiciary and Courts	General Fund	96.00	12/23/2019
Galls, LLC (Aramark)	Weapons and Ammunition	Sheriff	General Fund	200.00	12/23/2019
Gary Erickson	Internet	Other- Countywide Expenses	General Fund	68.99	12/23/2019
Gary P. Hopp	Employee Mileage Expense	Treasurer/Collector	Tax Sale Automation	23.72	12/23/2019
Gatza Electric, Inc.	Contractual/Consulting Services	Other- Countywide Expenses	Capital Projects	37,805.12	12/23/2019
Gatza Electric, Inc.	Intersect Lighting Services	Development	Mill Creek Special Service Area	700.32	12/23/2019
gba Systems Integrators LLC	Engineering Services	Transportation	County Highway	3,275.00	12/23/2019
gba Systems Integrators LLC	Engineering Services	Transportation	County Highway	14,524.82	12/23/2019
General Medical Devices Inc(dba AED Professionals)	Operating Supplies	Court Services	General Fund	1,442.00	12/23/2019
Genesis Technologies Inc.	Computer Related Supplies	County Clerk	General Fund	431.22	12/23/2019
Genesis Technologies Inc.	Computer Related Supplies	Court Services	General Fund	92.41	12/23/2019
Genesis Technologies Inc.	Computer Related Supplies	Court Services	General Fund	(19.36)	12/23/2019
Genesis Technologies Inc.	Office Supplies	Transportation	County Highway	115.97	12/23/2019
Genesis Technologies Inc.	Office Supplies	Transportation	County Highway	265.44	12/23/2019
Geneva Construction Company	Accrued Liabilities		Township Motor Fuel	90,000.00	12/23/2019
Gordon Flesch Company Inc	Jurors' Expense	Judiciary and Courts	General Fund	2.58	12/23/2019
Gordon Flesch Company Inc	Repairs and Maint- Equipment	Judiciary and Courts	General Fund	100.00	12/23/2019

Gordon Flesch Company Inc	Repairs and Maint- Equipment	Judiciary and Courts	General Fund	43.72	12/23/2019
Gordon Flesch Company Inc	Repairs and Maint- Copiers	State's Attorney	General Fund	28.90	12/23/2019
Gordon Flesch Company Inc	Repairs and Maint- Copiers	State's Attorney	Insurance Liability	85.85	12/23/2019
Gordon Flesch Company Inc	Repairs and Maint- Copiers	Recorder	Recorder's Automation	18.91	12/23/2019
Gordon Flesch Company Inc	Contractual/Consulting Services	Judiciary and Courts	Foreclosure Mediation Fund	54.00	12/23/2019
Grainger Inc	Repairs and Maint- Buildings	Transportation	County Highway	73.58	12/23/2019
Grainger Inc	Buildings and Grounds Supplies	Transportation	County Highway	492.80	12/23/2019
Grainger Inc	Buildings and Grounds Supplies	Transportation	County Highway	(492.80)	12/23/2019
Group Alternatives, Inc.	Contractual/Consulting Services	Other- Countywide Expenses	Health Insurance Fund	8,000.00	12/23/2019
Grove & Associates Reporting and Video Services	Per Diem Expense	Judiciary and Courts	General Fund	60.00	12/23/2019
Grundy-Kendall Regional Office of Education	Miscellaneous Contractual Exp	WIOA 18	Workforce Development	2,595.05	12/23/2019
Grundy-Kendall Regional Office of Education	Miscellaneous Contractual Exp	WIOA 18	Workforce Development	3,263.43	12/23/2019
Grundy-Kendall Regional Office of Education	Work Based Learning Activities	WIOA 18	Workforce Development	727.05	12/23/2019
Grundy-Kendall Regional Office of Education	Work Based Learning Activities	WIOA 18	Workforce Development	622.11	12/23/2019
Grundy-Kendall Regional Office of Education	Youth Supportive Services	WIOA 18	Workforce Development	179.51	12/23/2019
Grundy-Kendall Regional Office of Education	Miscellaneous Contractual Exp	WIOA 18	Workforce Development	5,622.70	12/23/2019
Grundy-Kendall Regional Office of Education	Miscellaneous Contractual Exp	WIOA 18	Workforce Development	6,040.01	12/23/2019
Grundy-Kendall Regional Office of Education	Work Based Learning Activities	WIOA 18	Workforce Development	1,929.36	12/23/2019
Grundy-Kendall Regional Office of Education	Work Based Learning Activities	WIOA 18	Workforce Development	2,222.31	12/23/2019
Grundy-Kendall Regional Office of Education	Youth Supportive Services	WIOA 18	Workforce Development	861.36	12/23/2019
Grundy-Kendall Regional Office of Education	Youth Supportive Services	WIOA 18	Workforce Development	132.63	12/23/2019
Hampshire Township	Township Payable - Hampshire		County Highway	524.00	12/23/2019
Hampton Equipment Inc.	Equipment Parts/Supplies	Transportation	Motor Fuel Local Option	310.27	12/23/2019
Hampton Equipment Inc.	Equipment Parts/Supplies	Transportation	Motor Fuel Local Option	284.30	12/23/2019
Harley Sanitary Service	Repairs and Maint- Grounds	Transportation	County Highway	475.00	12/23/2019
Harris, Mackessy, & Brennan, Inc. (HMB)	Repairs and Maint- Equipment	Circuit Clerk	Court Document Storage	9,190.00	12/23/2019
Health Care Service Corporation dba BCBSIL	Healthcare - Stop Loss Insurance	Other- Countywide Expenses	Health Insurance Fund	40,638.50	12/23/2019
Health Care Service Corporation dba BCBSIL	Self Insured Healthcare Claims	Other- Countywide Expenses	Health Insurance Fund	612,391.60	12/23/2019
Health Care Service Corporation dba BCBSIL	Self Insured Healthcare Claims Administration	Other- Countywide Expenses	Health Insurance Fund	18,025.00	12/23/2019
Health Care Service Corporation dba BCBSIL	Healthcare Facility Access Fee	Other- Countywide Expenses	Health Insurance Fund	3,538.81	12/23/2019
Health Care Service Corporation dba BCBSIL	Healthcare Credits	Other- Countywide Expenses	Health Insurance Fund	(12,092.50)	12/23/2019
Health Care Service Corporation dba BCBSIL	Healthcare - Stop Loss Insurance	Other- Countywide Expenses	Health Insurance Fund	33,556.35	12/23/2019
Health Care Service Corporation dba BCBSIL	Self Insured Healthcare Claims	Other- Countywide Expenses	Health Insurance Fund	622,409.95	12/23/2019
Health Care Service Corporation dba BCBSIL	Self Insured Healthcare Claims Administration	Other- Countywide Expenses	Health Insurance Fund	33,011.50	12/23/2019
Health Care Service Corporation dba BCBSIL	Healthcare HMO Managed Care Fee	Other- Countywide Expenses	Health Insurance Fund	7,377.91	12/23/2019
Health Care Service Corporation dba BCBSIL	Healthcare Physician Services Fee	Other- Countywide Expenses	Health Insurance Fund	218,171.39	12/23/2019
Health Care Service Corporation dba BCBSIL	Healthcare Credits	Other- Countywide Expenses	Health Insurance Fund	(22,146.55)	12/23/2019
Healthcare Waste Management Inc (HWM)	Disposal and Water Softener Srvs	Sheriff	General Fund	285.00	12/23/2019
Hello Direct, Inc.	Telephone	Circuit Clerk	General Fund	1,338.52	12/23/2019
HIPP Temporary Staffing Inc	Contractual/Consulting Services	Information Technologies	General Fund	792.75	12/23/2019
HIPP Temporary Staffing Inc	Contractual/Consulting Services	Information Technologies	General Fund	528.50	12/23/2019
HIPP Temporary Staffing Inc	Contractual/Consulting Services	Information Technologies	General Fund	917.88	12/23/2019
HR GREEN Inc (formerly SEC GROUP Inc)	Engineering Services	Transportation	Transportation Sales Tax	21,120.56	12/23/2019
HR GREEN Inc (formerly SEC GROUP Inc)	Engineering Services	Transportation	Transportation Sales Tax	15,352.36	12/23/2019
Huddleston McBride Drainage Co.	Contractual/Consulting Services	Development	Cost Share Drainage	2,465.00	12/23/2019
Huddleston McBride Drainage Co.	Contractual/Consulting Services	Development	Cost Share Drainage	4,320.00	12/23/2019
IL Assn of County Clerks & Recorders (IACCR)	General Association Dues	County Clerk	General Fund	850.00	12/23/2019
IL Department of Innovation & Technology (CMS)	Contractual/Consulting Services	Sheriff	General Fund	942.40	12/23/2019
IL Dept of Public Health, Div of Vital Records	Accrued Liabilities		Death Certificates	9,780.00	12/23/2019
Illinois Chamber of Commerce	Employee Training	County Board	Grand Victoria Casino Elgin	500.00	12/23/2019
Illinois Coroners & Medical Examiners Assn (ICMEA)	General Association Dues	Coroner	General Fund	750.00	12/23/2019

Illinois GIS Association (ILGISA)	General Association Dues	Supervisor of Assessments	General Fund	65.00	12/23/2019
Illinois GIS Association (ILGISA)	General Association Dues	Information Technologies	Geographic Information Systems	65.00	12/23/2019
Illinois GIS Association (ILGISA)	General Association Dues	Information Technologies	Geographic Information Systems	65.00	12/23/2019
Illinois GIS Association (ILGISA)	General Association Dues	Information Technologies	Geographic Information Systems	65.00	12/23/2019
Illinois GIS Association (ILGISA)	General Association Dues	Information Technologies	Geographic Information Systems	65.00	12/23/2019
Illinois GIS Association (ILGISA)	General Association Dues	Information Technologies	Geographic Information Systems	65.00	12/23/2019
Illinois GIS Association (ILGISA)	General Association Dues	Information Technologies	Geographic Information Systems	65.00	12/23/2019
Illinois GIS Association (ILGISA)	General Association Dues	Transportation	County Highway	65.00	12/23/2019
Illinois Office Supply	Legal Printing	County Clerk	General Fund	2,250.00	12/23/2019
Illinois Office Supply	Legal Printing	County Clerk	General Fund	3,525.00	12/23/2019
Image-Pro Services & Supplies Inc	Computer Related Supplies	Circuit Clerk	Court Document Storage	798.19	12/23/2019
Impact Networking, LLC	Repairs and Maint- Copiers	Development	General Fund	490.92	12/23/2019
Impact Networking, LLC	Repairs and Maint- Copiers	Transportation	County Highway	32.00	12/23/2019
Impact Networking, LLC	Repairs and Maint- Copiers	Transportation	County Highway	37.00	12/23/2019
Impact Networking, LLC	Repairs and Maint- Office Equip	Health	County Health	974.02	12/23/2019
Impact Networking, LLC	Repairs and Maint- Office Equip	Health	County Health	696.00	12/23/2019
Impact Networking, LLC	Office Supplies	WIOA 19	Workforce Development	26.93	12/23/2019
Impact Networking, LLC	Office Supplies	Operating Pool	Workforce Development	63.38	12/23/2019
Impact Networking, LLC	Office Supplies	Operating Pool	Workforce Development	26.93	12/23/2019
Impact Networking, LLC	Office Supplies	One-Stop shared costs	Workforce Development	37.82	12/23/2019
Industrial Maintenance Services	Contractual/Consulting Services	Development	Mill Creek Special Service Area	60.00	12/23/2019
Initial Impressions Inc	Uniform Supplies	Court Services	General Fund	1,040.20	12/23/2019
Initial Impressions Inc	Uniform Supplies	Court Services	General Fund	1,040.21	12/23/2019
Initial Impressions Inc	Uniform Supplies	Court Services	General Fund	51.58	12/23/2019
Initial Impressions Inc	Uniform Supplies	Coroner	Coroner Administration	172.56	12/23/2019
Innovative Business Systems, Inc. (IBS)	Repairs and Maint- Equipment	Circuit Clerk	Court Automation	4,800.00	12/23/2019
Insight Public Sector Inc	Computers	Other- Countywide Expenses	Capital Projects	3,537.30	12/23/2019
Interactive Health Solutions, Inc.	Healthcare - Wellness	Other- Countywide Expenses	Health Insurance Fund	275.00	12/23/2019
Interactive Health Solutions, Inc.	Healthcare - Wellness	Other- Countywide Expenses	Health Insurance Fund	3,040.00	12/23/2019
Interactive Health Solutions, Inc.	Healthcare - Wellness	Other- Countywide Expenses	Health Insurance Fund	53,941.12	12/23/2019
Interactive Health Solutions, Inc.	Healthcare - Wellness	Other- Countywide Expenses	Health Insurance Fund	18,985.00	12/23/2019
Interactive Health Solutions, Inc.	Healthcare - Wellness	Other- Countywide Expenses	Health Insurance Fund	410.00	12/23/2019
Interactive Health Solutions, Inc.	Healthcare - Wellness	Other- Countywide Expenses	Health Insurance Fund	425.00	12/23/2019
Interstate Power Systems Inc	Vehicle Parts/Supplies	Transportation	Motor Fuel Local Option	50.46	12/23/2019
Interstate Power Systems Inc	Vehicle Parts/Supplies	Transportation	Motor Fuel Local Option	53.19	12/23/2019
Int'l Assn of Assessing Officers	General Association Dues	Information Technologies	Geographic Information Systems	220.00	12/23/2019
Int'l Assn of Assessing Officers	General Association Dues	Information Technologies	Geographic Information Systems	380.00	12/23/2019
Iron Mountain Information Management, LLC	Contractual/Consulting Services	Information Technologies	General Fund	99.37	12/23/2019
Iron Mountain Information Management, LLC	Contractual/Consulting Services	Information Technologies	General Fund	621.25	12/23/2019
irth Solutions, LLC (Bytronics)	Software Licensing Cost	Transportation	County Highway	200.00	12/23/2019
ISI Communications Inc	Internet	Other- Countywide Expenses	General Fund	1,700.00	12/23/2019
IT-Stability Systems, LLC	Computer Related Supplies	Recorder	Recorder's Automation	436.85	12/23/2019
J & K Consultants, Inc.	Healthcare - Medical Expense Reimbursement	Other- Countywide Expenses	Health Insurance Fund	4,012.89	12/23/2019
J Patrick Jaeger	Legal Services	Transportation	County Highway	4,000.00	12/23/2019
Jacob M Ramey	SS Transportation Assistance	TAA 18	Workforce Development	359.12	12/23/2019
Jacqueline Forbes	Conferences and Meetings	Transportation	County Highway	49.45	12/23/2019
Jacqueline Forbes	Employee Mileage Expense	Transportation	County Highway	50.76	12/23/2019
Jacqueline Forbes	Cellular Phone	Transportation	County Highway	50.00	12/23/2019
Jakma Investments dba ETI School of Skilled Trades	DT ITA	TAA 18	Workforce Development	3,675.11	12/23/2019
James A. Filkins	Autopsies/Consulting	Coroner	General Fund	12,000.00	12/23/2019
James B Olson	SS Transportation Assistance	TAA 18	Workforce Development	46.16	12/23/2019

James G Guagliardo	Legal Services	State's Attorney	Insurance Liability	427.50	12/23/2019
James G Guagliardo	Legal Services	State's Attorney	Insurance Liability	427.50	12/23/2019
James J Plonczynski	Employee Mileage Expense	Development	General Fund	27.84	12/23/2019
Janice Hill	Conferences and Meetings	County Board	Farmland Preservation	35.96	12/23/2019
Jeanine Fassnacht	Per Diem Expense	Judiciary and Courts	General Fund	224.00	12/23/2019
Jeanine Fassnacht	Per Diem Expense	Judiciary and Courts	General Fund	200.00	12/23/2019
Jeff Christiansen	Operating Supplies	Coroner	Coroner Administration	2,500.00	12/23/2019
Jennifer Austin-Smith	Contractual/Consulting Services	Health	County Health	212.50	12/23/2019
Jennifer Becker	Conferences and Meetings	Transportation	County Highway	22.42	12/23/2019
Jennifer Becker	Conferences and Meetings	Transportation	County Highway	53.00	12/23/2019
Jennifer Becker	Employee Mileage Expense	Transportation	County Highway	20.88	12/23/2019
Jennifer Becker	Employee Mileage Expense	Transportation	County Highway	15.08	12/23/2019
Jennifer Becker	Buildings and Grounds Supplies	Transportation	County Highway	36.53	12/23/2019
JENNIFER C JARLAND	Conferences and Meetings	Environmental Management	Enterprise Surcharge	63.00	12/23/2019
Jennifer L. Joyce	Per Diem Expense	Judiciary and Courts	General Fund	44.00	12/23/2019
Jennifer L. Joyce	Court Reporter Costs	State's Attorney	General Fund	32.00	12/23/2019
Jennifer L. Joyce	Court Reporter Costs	State's Attorney	General Fund	54.00	12/23/2019
Jennifer Mata-Gamboa	Employee Mileage Expense	Health	County Health	16.24	12/23/2019
Jessica Mino	Conferences and Meetings	Environmental Management	Enterprise Surcharge	19.00	12/23/2019
Jill E Gasparaitis	Per Diem Expense	Judiciary and Courts	General Fund	616.00	12/23/2019
Jill E Gasparaitis	Court Reporter Costs	State's Attorney	General Fund	152.00	12/23/2019
John A. Cunningham	Conferences and Meetings	County Clerk	General Fund	183.00	12/23/2019
Johnson Controls Security Solutions (Tyco)	Contractual/Consulting Services	Sheriff	General Fund	305.20	12/23/2019
Johnson Controls Security Solutions (Tyco)	Contractual/Consulting Services	Sheriff	General Fund	576.66	12/23/2019
Johnson Controls Security Solutions (Tyco)	Repairs and Maint- Equipment	Sheriff	General Fund	2,357.90	12/23/2019
Joliet Junior College	DT ITA	WIOA 18	Workforce Development	1,146.50	12/23/2019
Jose A Quinones	SS Transportation Assistance	TAA 18	Workforce Development	102.65	12/23/2019
Joseph A Amaro	Employee Mileage Expense	Health	County Health	54.52	12/23/2019
Juan Magana	Employee Mileage Expense	Health	County Health	161.24	12/23/2019
JUDY A SCHONBACK	Employee Mileage Expense	Recorder	General Fund	3.48	12/23/2019
Julie Cho-Valldejuli	Employee Mileage Expense	Court Services	General Fund	92.80	12/23/2019
Julie M Stoxen	Highway Right of Way	Transportation	Transportation Sales Tax	5,000.00	12/23/2019
Julie M Stoxen	Highway Right of Way	Transportation	Transportation Sales Tax	750.00	12/23/2019
Julie Pohlman	Employee Training	State's Attorney	Child Advocacy Center	122.00	12/23/2019
Julie Pohlman	Employee Mileage Expense	State's Attorney	Child Advocacy Center	22.01	12/23/2019
Just In Time Sandwich & Deli Inc	Jurors' Expense	Judiciary and Courts	General Fund	3,087.20	12/23/2019
Justice Research And Consulting Inc	Employee Training	Public Defender	General Fund	393.51	12/23/2019
Kane County Bar Foundation, Inc.	Contractual/Consulting Services	Judiciary and Courts	Children's Waiting Room	9,388.40	12/23/2019
Kane County Chiefs of Police Association	Conferences and Meetings	State's Attorney	General Fund	40.00	12/23/2019
Kane County Farm Bureau	Conferences and Meetings	County Board	Farmland Preservation	37.00	12/23/2019
Kane County Regional Office of Education	Miscellaneous Contractual Exp	Human Resource Management	General Fund	160.00	12/23/2019
Kaneville Township	Township Payable - Kaneville		County Highway	968.00	12/23/2019
Kara P Desideri	Contractual/Consulting Services	Judiciary and Courts	General Fund	4,032.00	12/23/2019
Kathleen LeComte	Per Diem Expense	Judiciary and Courts	General Fund	112.00	12/23/2019
Kelli Childress Politte	Employee Mileage Expense	Public Defender	General Fund	249.98	12/23/2019
Kevin M Murray	Employee Mileage Expense	Court Services	General Fund	14.50	12/23/2019
Kimberly S Peterson	Employee Mileage Expense	Health	County Health	182.73	12/23/2019
Kinnally Flaherty Krentz Loran Hodge & Masur PC	Legal Services	State's Attorney	Insurance Liability	168.75	12/23/2019
Kishwaukee College	Miscellaneous Contractual Exp	WIOA 18	Workforce Development	6,499.40	12/23/2019
Kishwaukee College	Miscellaneous Contractual Exp	WIOA 18	Workforce Development	10,920.87	12/23/2019
Kishwaukee College	Work Based Learning Activities	WIOA 18	Workforce Development	5,019.44	12/23/2019

Kishwaukee College	Work Based Learning Activities	WIOA 18	Workforce Development	7,640.55	12/23/2019
Kishwaukee College	Youth Supportive Services	WIOA 18	Workforce Development	4,367.12	12/23/2019
Kishwaukee College	Youth Supportive Services	WIOA 18	Workforce Development	988.68	12/23/2019
Kishwaukee College	Miscellaneous Contractual Exp	WIOA 18	Workforce Development	15,586.79	12/23/2019
Kishwaukee College	Miscellaneous Contractual Exp	WIOA 18	Workforce Development	6,837.18	12/23/2019
Kobald Reporting Inc	Per Diem Expense	Judiciary and Courts	General Fund	68.00	12/23/2019
Kobald Reporting Inc	Court Reporter Costs	State's Attorney	General Fund	80.50	12/23/2019
Kobald Reporting Inc	Court Reporter Costs	State's Attorney	General Fund	1,600.00	12/23/2019
Konica Minolta Business Solutions	Repairs and Maint- Copiers	Circuit Clerk	Court Document Storage	304.75	12/23/2019
Kristin Johnson	Employee Mileage Expense	Health	County Health	138.04	12/23/2019
Kruis Inc (Sparkle Janitorial Service)	Janitorial Services	Operating Pool	Workforce Development	846.00	12/23/2019
Kurt Nika	Conferences and Meetings	Transportation	County Highway	40.00	12/23/2019
LaFarge North America	Road Material	Transportation	Motor Fuel Local Option	646.06	12/23/2019
Lakeshore Recycling Systems (Pit Stop Clean Sweep)	Operating Supplies	Environmental Management	Enterprise Surcharge	100.00	12/23/2019
Language Line Services	Contractual/Consulting Services	Judiciary and Courts	General Fund	429.22	12/23/2019
Language Line Services	Contractual/Consulting Services	Court Services	Probation Services	892.01	12/23/2019
LaTanya Hill	Conferences and Meetings	Court Services	Drug Court Special Resources	187.50	12/23/2019
Lazarus House	Miscellaneous Contractual Exp	Development	Community Dev Block Program	19,080.00	12/23/2019
Linda J Stoxen	Highway Right of Way	Transportation	Transportation Sales Tax	2,500.00	12/23/2019
Linda J Stoxen	Highway Right of Way	Transportation	Transportation Sales Tax	750.00	12/23/2019
Lindsey Liddicoatt	Employee Mileage Expense	Court Services	General Fund	60.32	12/23/2019
Lorig Construction Company	Bridge Construction	Transportation	Longmeadow Bond Construction	1,462,016.70	12/23/2019
Lorig Construction Company	Bridge Construction	Transportation	Longmeadow Bond Construction	1,813,721.26	12/23/2019
Lowes	Repairs and Maint- Buildings	Animal Control	Animal Control	179.55	12/23/2019
MailFinance (formerly Neopost Leasing)	Repairs and Maint- Copiers	Supervisor of Assessments	General Fund	290.00	12/23/2019
Mansfield Oil Company of Gainesville, Inc	Fuel- Vehicles	Transportation	County Highway	11,754.61	12/23/2019
Mansfield Oil Company of Gainesville, Inc	Fuel- Vehicles	Transportation	County Highway	8,385.65	12/23/2019
Mansfield Oil Company of Gainesville, Inc	Fuel- Vehicles	Transportation	County Highway	(11,766.35)	12/23/2019
Mansfield Oil Company of Gainesville, Inc	Fuel- Vehicles	Transportation	County Highway	11,766.35	12/23/2019
Mansfield Oil Company of Gainesville, Inc	Fuel- Vehicles	Transportation	County Highway	(8,397.40)	12/23/2019
Mansfield Oil Company of Gainesville, Inc	Fuel- Vehicles	Transportation	County Highway	8,397.40	12/23/2019
Mansfield Oil Company of Gainesville, Inc	Fuel- Vehicles	Transportation	County Highway	8,990.82	12/23/2019
Mansfield Oil Company of Gainesville, Inc	Fuel- Vehicles	Transportation	County Highway	12,639.35	12/23/2019
Marberry Cleaners & Launderers	Miscellaneous Contractual Exp	Coroner	General Fund	30.96	12/23/2019
Marberry Cleaners & Launderers	Operating Supplies	Coroner	Coroner Administration	32.25	12/23/2019
Marberry Cleaners & Launderers	Operating Supplies	Coroner	Coroner Administration	33.54	12/23/2019
Marcelo Garay	SS Transportation Assistance	TAA 18	Workforce Development	174.58	12/23/2019
Margaret E Steinberg	Per Diem Expense	Judiciary and Courts	General Fund	100.00	12/23/2019
Margaret E Steinberg	Per Diem Expense	Judiciary and Courts	General Fund	555.50	12/23/2019
Margaret E Steinberg	Court Reporter Costs	State's Attorney	General Fund	20.00	12/23/2019
Maria A. Castillo	Contractual/Consulting Services	Judiciary and Courts	General Fund	84.00	12/23/2019
Maria Calamia	Employee Mileage Expense	Finance	General Fund	24.36	12/23/2019
Maria E. Almanza	Employee Mileage Expense	Health	County Health	165.88	12/23/2019
Maria Rodriguez	Contractual/Consulting Services	Judiciary and Courts	General Fund	602.00	12/23/2019
Mariann L Busch	Per Diem Expense	Judiciary and Courts	General Fund	100.00	12/23/2019
Marija Hegel	Employee Mileage Expense	Health	County Health	56.66	12/23/2019
Martam Construction Inc	Bridge Construction	Transportation	Transportation Sales Tax	667,466.40	12/23/2019
Martina M. Ralls	Per Diem Expense	Judiciary and Courts	General Fund	620.00	12/23/2019
Mary A Trezzo	Per Diem Expense	Judiciary and Courts	General Fund	100.00	12/23/2019
Mary A Trezzo	Per Diem Expense	Judiciary and Courts	General Fund	200.00	12/23/2019
Mary E Kusters	Employee Mileage Expense	Court Services	General Fund	23.20	12/23/2019

Mary E Oehler	Highway Right of Way	Transportation	Transportation Sales Tax	5,000.00	12/23/2019
Mary E Oehler	Highway Right of Way	Transportation	Transportation Sales Tax	750.00	12/23/2019
MCI	Telephone	Operating Pool	Workforce Development	45.24	12/23/2019
Meade Inc.	Utilities- Intersect Lighting	Transportation	Motor Fuel Local Option	1,361.43	12/23/2019
Meade Inc.	Utilities- Intersect Lighting	Transportation	Motor Fuel Local Option	20,521.10	12/23/2019
Meade Inc.	Accrued Liabilities		Township Motor Fuel	175.00	12/23/2019
Mechanical, Inc.	Operating Supplies	Sheriff	General Fund	149.25	12/23/2019
Mechanical, Inc.	Building Improvements	Other- Countywide Expenses	Capital Projects	17,083.18	12/23/2019
Mechanical, Inc.	Building Improvements	Other- Countywide Expenses	Capital Projects	6,169.00	12/23/2019
Mechanical, Inc.	Building Improvements	Other- Countywide Expenses	Capital Projects	16,292.00	12/23/2019
Mechanical, Inc.	Building Improvements	Other- Countywide Expenses	Capital Projects	7,164.00	12/23/2019
Mechanical, Inc.	Building Improvements	Other- Countywide Expenses	Capital Projects	4,000.00	12/23/2019
Mechanical, Inc.	Building Improvements	Other- Countywide Expenses	Capital Projects	3,595.25	12/23/2019
Mechanical, Inc.	Building Improvements	Other- Countywide Expenses	Capital Projects	3,595.25	12/23/2019
Mechanical, Inc.	Building Improvements	Other- Countywide Expenses	Capital Projects	16,292.00	12/23/2019
Mechanical, Inc.	Building Improvements	Other- Countywide Expenses	Capital Projects	6,765.00	12/23/2019
Mechanical, Inc.	Building Improvements	Other- Countywide Expenses	Capital Projects	7,745.00	12/23/2019
Mechanical, Inc.	Building Improvements	Other- Countywide Expenses	Capital Projects	1,592.00	12/23/2019
Mechanical, Inc.	Building Improvements	Other- Countywide Expenses	Capital Projects	4,370.00	12/23/2019
Mechanical, Inc.	Building Improvements	Other- Countywide Expenses	Capital Projects	12,696.75	12/23/2019
Mechanical, Inc.	Building Improvements	Other- Countywide Expenses	Capital Projects	12,696.75	12/23/2019
Mechanical, Inc.	Building Improvements	Other- Countywide Expenses	Capital Projects	3,920.00	12/23/2019
Mechanical, Inc.	Building Improvements	Other- Countywide Expenses	Capital Projects	4,776.00	12/23/2019
Mechanical, Inc.	Building Improvements	Other- Countywide Expenses	Capital Projects	17,968.00	12/23/2019
Mechanical, Inc.	Building Improvements	Other- Countywide Expenses	Capital Projects	6,800.00	12/23/2019
Menards, Inc.	Operating Supplies	County Clerk	General Fund	215.60	12/23/2019
Menards, Inc.	Operating Supplies	County Clerk	General Fund	42.90	12/23/2019
Menards, Inc.	Sign Material	Transportation	County Highway	55.85	12/23/2019
Menards, Inc.	Sign Material	Transportation	County Highway	40.98	12/23/2019
Michael Vega	SS Transportation Assistance	TAA 18	Workforce Development	98.36	12/23/2019
Michael W Hall	SS Transportation Assistance	TAA 18	Workforce Development	108.12	12/23/2019
Microtrain Technologies	DT ITA	WIOA 18	Workforce Development	2,090.00	12/23/2019
Microtrain Technologies	DT ITA	WIOA 18	Workforce Development	1,695.00	12/23/2019
Microtrain Technologies	DT ITA	WIOA 18	Workforce Development	1,510.00	12/23/2019
Microtrain Technologies	DT ITA	WIOA 18	Workforce Development	3,550.00	12/23/2019
Microtrain Technologies	DT ITA	WIOA 18	Workforce Development	4,255.00	12/23/2019
Microtrain Technologies	DT ITA	WIOA 18	Workforce Development	2,840.00	12/23/2019
Microtrain Technologies	DT ITA	TAA 18	Workforce Development	8,840.00	12/23/2019
MidCo	Repairs and Maint- Comm Equip	Court Services	General Fund	142.50	12/23/2019
Midwest Veterinary Supply Inc	Animal Care Supplies	Animal Control	Animal Control	122.31	12/23/2019
Midwest Veterinary Supply Inc	Animal Care Supplies	Animal Control	Animal Control	343.41	12/23/2019
Midwest Veterinary Supply Inc	Medical Supplies and Drugs	Animal Control	Animal Control	33.23	12/23/2019
Midwest Veterinary Supply Inc	Medical Supplies and Drugs	Animal Control	Animal Control	5.32	12/23/2019
Mitchell & McCormick, Inc	Contractual/Consulting Services	Health	County Health	125.00	12/23/2019
Mitra B. Kalelkar	Autopsies/Consulting	Coroner	General Fund	8,400.00	12/23/2019
ML Rongo	Operating Supplies	Court Services	General Fund	5,020.00	12/23/2019
Motorola Inc	Telephone	Health	County Health	200.00	12/23/2019
Nathaniel Johnson	Employee Mileage Expense	Veterans' Commission	Veterans' Commission	75.63	12/23/2019
National Able Network, Inc.	Miscellaneous Contractual Exp	One-Stop shared costs	Workforce Development	10,160.17	12/23/2019
National Able Network, Inc.	Miscellaneous Contractual Exp	One-Stop shared costs	Workforce Development	22,747.74	12/23/2019
National Band & Tag Company	Operating Supplies	Animal Control	Animal Control	5,950.00	12/23/2019



National Telemanagement Consultants Inc	Accrued Liabilities		911 Emergency Surcharge	2,840.00	12/23/2019
Neal Molnar	Employee Mileage Expense	Health	County Health	130.50	12/23/2019
Nicholas Wall	Employee Mileage Expense	Health	County Health	42.34	12/23/2019
Nicor Gas	Utilities- Natural Gas	Building Management	General Fund	229.75	12/23/2019
Nicor Gas	Utilities- Natural Gas	Building Management	General Fund	113.22	12/23/2019
Nicor Gas	Utilities- Natural Gas	Building Management	General Fund	107.16	12/23/2019
Nicor Gas	Utilities- Electric	Building Management	General Fund	121.82	12/23/2019
Nicor Gas	Utilities- Natural Gas	Transportation	County Highway	1,552.91	12/23/2019
Nicor Gas	Utilities- Natural Gas	Transportation	County Highway	585.45	12/23/2019
NMS Labs	Toxicology Expense	Coroner	General Fund	7,390.00	12/23/2019
North East Multi-Regional Training Inc	Employee Training	Sheriff	General Fund	300.00	12/23/2019
North East Multi-Regional Training Inc	Employee Training	Sheriff	General Fund	275.00	12/23/2019
Northern Illinois Public Health Consortium	General Association Dues	Health	County Health	7,500.00	12/23/2019
Northern Illinois University	DT ITA	WIOA 18	Workforce Development	872.21	12/23/2019
Office Depot Inc	Office Supplies	Sheriff	General Fund	207.66	12/23/2019
Old Dominion Brush Company	Equipment Parts/Supplies	Transportation	Motor Fuel Local Option	3,351.16	12/23/2019
Open Text Inc	Contractual/Consulting Services	Health	County Health	591.84	12/23/2019
Osvaldo Ramos	SS Transportation Assistance	TAA 18	Workforce Development	247.76	12/23/2019
Ottosen Britz Kelly Cooper Gilbert & Dinolfo, Ltd	Highway Right of Way	Transportation	Transportation Sales Tax	171.00	12/23/2019
Ottosen Britz Kelly Cooper Gilbert & Dinolfo, Ltd	Highway Right of Way	Transportation	Transportation Sales Tax	171.00	12/23/2019
Ottosen Britz Kelly Cooper Gilbert & Dinolfo, Ltd	Legal Services	Development	Mill Creek Special Service Area	517.50	12/23/2019
Ottosen Britz Kelly Cooper Gilbert & Dinolfo, Ltd	Legal Services	Development	Mill Creek Special Service Area	140.00	12/23/2019
Pacific Interpreters	Contractual/Consulting Services	Health	County Health	120.50	12/23/2019
Pacific Interpreters	Contractual/Consulting Services	Health	County Health	40.00	12/23/2019
Paddock Publications (Daily Herald)	Legal Printing	County Clerk	General Fund	75.00	12/23/2019
Paddock Publications (Daily Herald)	Miscellaneous Contractual Exp	Judiciary and Courts	General Fund	166.60	12/23/2019
Paddock Publications (Daily Herald)	Operating Supplies	Sheriff	General Fund	36.80	12/23/2019
Paddock Publications (Daily Herald)	Legal Printing	Development	General Fund	66.70	12/23/2019
Paul Guistolise MS	Contractual/Consulting Services	Court Services	General Fund	300.00	12/23/2019
Paul Guistolise MS	Contractual/Consulting Services	Court Services	General Fund	300.00	12/23/2019
Peloton Inc dba Frank's Employment	Contractual/Consulting Services	Health	County Health	840.00	12/23/2019
Peloton Inc dba Frank's Employment	Temporary Help	WIOA 18	Workforce Development	336.00	12/23/2019
Peloton Inc dba Frank's Employment	Temporary Help	WIOA 18	Workforce Development	168.00	12/23/2019
Peloton Inc dba Frank's Employment	Temporary Help	WIOA 18	Workforce Development	367.50	12/23/2019
Peloton Inc dba Frank's Employment	Temporary Help	WIOA 18	Workforce Development	409.50	12/23/2019
Peoplelink Staffing Solutions (Agency Staffing)	Contractual/Consulting Services	Health	County Health	760.41	12/23/2019
Peoplelink Staffing Solutions (Agency Staffing)	Contractual/Consulting Services	Health	County Health	1,330.70	12/23/2019
Perfect Cleaning Service Corp	Janitorial Services	Animal Control	Animal Control	378.00	12/23/2019
Perfect Cleaning Service Corp	Janitorial Services	Transportation	County Highway	1,300.00	12/23/2019
PetroChoice Holdings Inc	Repairs and Maint- Vehicles	Sheriff	General Fund	598.10	12/23/2019
PetroChoice Holdings Inc	Repairs and Maint- Vehicles	Sheriff	General Fund	956.75	12/23/2019
Petty Cash - Supervisor of Assessments	Conferences and Meetings	Supervisor of Assessments	General Fund	149.97	12/23/2019
Phoenix Staffing & Management Systems	Contractual/Consulting Services	Information Technologies	General Fund	455.00	12/23/2019
Phoenix Staffing & Management Systems	Contractual/Consulting Services	Information Technologies	General Fund	975.00	12/23/2019
Phoenix Staffing & Management Systems	Miscellaneous Contractual Exp	Human Resource Management	General Fund	748.30	12/23/2019
Phoenix Staffing & Management Systems	Miscellaneous Contractual Exp	Human Resource Management	General Fund	748.30	12/23/2019
Physicians Immediate Care North Chicago, LLC	Medical/Dental/Hospital Services	Sheriff	General Fund	190.00	12/23/2019
Physicians Immediate Care North Chicago, LLC	Operating Supplies	Sheriff	General Fund	95.00	12/23/2019
Physicians Immediate Care North Chicago, LLC	Project Administration Services	Human Resource Management	Insurance Liability	360.00	12/23/2019
Pitney Bowes Inc	Postage	Other- Countywide Expenses	General Fund	767.00	12/23/2019
Pitney Bowes Inc	Postage	Other- Countywide Expenses	General Fund	855.92	12/23/2019

Plato Township	Township Payable - Plato		County Highway	484.00	12/23/2019
Pomps Tire Service Inc	Repairs and Maint- Vehicles	Sheriff	General Fund	3,475.64	12/23/2019
Pomps Tire Service Inc	Vehicle Parts/Supplies	Transportation	Motor Fuel Local Option	6,189.14	12/23/2019
Pomps Tire Service Inc	Vehicle Parts/Supplies	Transportation	Motor Fuel Local Option	280.42	12/23/2019
Preventative Maintenance Systems	Repairs and Maint- Vehicles	Transportation	County Highway	63.00	12/23/2019
Preventative Maintenance Systems	Repairs and Maint- Vehicles	Transportation	County Highway	212.00	12/23/2019
Priority Products, Inc.	Sign Material	Transportation	County Highway	337.12	12/23/2019
Priority Products, Inc.	Equipment Parts/Supplies	Transportation	Motor Fuel Local Option	233.44	12/23/2019
Priority Products, Inc.	Equipment Parts/Supplies	Transportation	Motor Fuel Local Option	264.96	12/23/2019
Producers Chemical Company	Buildings and Grounds Supplies	Transportation	County Highway	43.10	12/23/2019
Psychological Assessment Resources Incorporated	Testing Materials	Court Services	General Fund	242.88	12/23/2019
PTS Communications (Pacific Telemanagement Svcs)	Telephone	Other- Countywide Expenses	General Fund	100.00	12/23/2019
Public Safety Training Consultants - 911 Cares	Employee Training	Kane Comm	Kane Comm	1,194.00	12/23/2019
Ray O'Herron Co., Inc.	Uniform Supplies	Sheriff	General Fund	299.66	12/23/2019
Ray O'Herron Co., Inc.	Uniform Allowance	Sheriff	General Fund	80.74	12/23/2019
Ray O'Herron Co., Inc.	Uniform Allowance	Sheriff	General Fund	7.99	12/23/2019
Ray O'Herron Co., Inc.	Uniform Allowance	Sheriff	General Fund	30.00	12/23/2019
Ray O'Herron Co., Inc.	Operating Supplies	Sheriff	EMA Volunteer Fund	101.68	12/23/2019
Ray O'Herron Co., Inc.	Operating Supplies	Sheriff	EMA Volunteer Fund	134.99	12/23/2019
Ray O'Herron Co., Inc.	Operating Supplies	Sheriff	EMA Volunteer Fund	135.43	12/23/2019
Ray O'Herron Co., Inc.	Operating Supplies	Sheriff	EMA Volunteer Fund	114.43	12/23/2019
Ray O'Herron Co., Inc.	Operating Supplies	Sheriff	EMA Volunteer Fund	127.93	12/23/2019
Ray O'Herron Co., Inc.	Operating Supplies	Sheriff	EMA Volunteer Fund	105.43	12/23/2019
Ray O'Herron Co., Inc.	Operating Supplies	Sheriff	EMA Volunteer Fund	129.73	12/23/2019
Ray O'Herron Co., Inc.	Operating Supplies	Sheriff	EMA Volunteer Fund	129.73	12/23/2019
Ray O'Herron Co., Inc.	Operating Supplies	Sheriff	EMA Volunteer Fund	103.63	12/23/2019
Ray O'Herron Co., Inc.	Operating Supplies	Sheriff	EMA Volunteer Fund	103.63	12/23/2019
Ray O'Herron Co., Inc.	Operating Supplies	Sheriff	EMA Volunteer Fund	103.63	12/23/2019
Ray O'Herron Co., Inc.	Operating Supplies	Sheriff	EMA Volunteer Fund	129.73	12/23/2019
Ray O'Herron Co., Inc.	Operating Supplies	Sheriff	EMA Volunteer Fund	76.49	12/23/2019
Ray O'Herron Co., Inc.	Operating Supplies	Sheriff	EMA Volunteer Fund	129.73	12/23/2019
Ray O'Herron Co., Inc.	Operating Supplies	Sheriff	EMA Volunteer Fund	127.93	12/23/2019
Ray O'Herron Co., Inc.	Operating Supplies	Sheriff	EMA Volunteer Fund	(133.04)	12/23/2019
Ray O'Herron Co., Inc.	Operating Supplies	Sheriff	EMA Volunteer Fund	(5.70)	12/23/2019
Ray O'Herron Co., Inc.	Uniform Supplies	Coroner	Coroner Administration	99.98	12/23/2019
Rayco Marking Products	Operating Supplies	County Clerk	General Fund	39.95	12/23/2019
Ready Refresh by Nestle (Ice Mountain)	Operating Supplies	County Clerk	General Fund	95.94	12/23/2019
Ready Refresh by Nestle (Ice Mountain)	Miscellaneous Contractual Exp	Judiciary and Courts	General Fund	7.50	12/23/2019
Ready Refresh by Nestle (Ice Mountain)	Contractual/Consulting Services	Sheriff	General Fund	111.01	12/23/2019
Ready Refresh by Nestle (Ice Mountain)	Miscellaneous Contractual Exp	Court Services	General Fund	2.50	12/23/2019
Ready Refresh by Nestle (Ice Mountain)	Miscellaneous Contractual Exp	Court Services	General Fund	2.50	12/23/2019
Ready Refresh by Nestle (Ice Mountain)	Office Supplies	Animal Control	Animal Control	28.54	12/23/2019
Red Wing Shoe Store	Uniform Supplies	Transportation	Motor Fuel Local Option	150.00	12/23/2019
Redwood Toxicology Inc.	Medical Supplies and Drugs	Court Services	General Fund	56.25	12/23/2019
Reichart Consulting Group	Employee Training	Health	County Health	250.00	12/23/2019
Reichart Consulting Group	Employee Training	Health	County Health	2,600.00	12/23/2019
Renee M. Buchman	Employee Mileage Expense	Court Services	General Fund	15.08	12/23/2019
Richard J Alber	SS Transportation Assistance	TAA 18	Workforce Development	146.64	12/23/2019
Roberto D. Rivera	Employee Mileage Expense	WIOA 18	Workforce Development	20.24	12/23/2019
Roberto D. Rivera	Employee Mileage Expense	WIOA 18	Workforce Development	76.56	12/23/2019
Robin M. Huber	Conferences and Meetings	Supervisor of Assessments	General Fund	34.95	12/23/2019

Robin M. Huber	Employee Mileage Expense	Supervisor of Assessments	General Fund	6.96	12/23/2019
Rock Gate Capital, LLC (dba 160 Driving Academy)	DT ITA	WIOA 18	Workforce Development	4,993.00	12/23/2019
Rock Gate Capital, LLC (dba 160 Driving Academy)	DT ITA	WIOA 18	Workforce Development	87.00	12/23/2019
Ruben Tamez	SS Transportation Assistance	TAA 18	Workforce Development	135.72	12/23/2019
Rubino Engineering, Inc.	Engineering Services	Transportation	Motor Fuel Local Option	3,749.50	12/23/2019
Rubino Engineering, Inc.	Engineering Services	Transportation	Motor Fuel Local Option	699.00	12/23/2019
Rubino Engineering, Inc.	Engineering Services	Transportation	Motor Fuel Local Option	4,040.00	12/23/2019
Rubino Engineering, Inc.	Engineering Services	Transportation	Motor Fuel Local Option	4,354.00	12/23/2019
Rubino Engineering, Inc.	Engineering Services	Transportation	Motor Fuel Local Option	6,592.00	12/23/2019
Rubino Engineering, Inc.	Engineering Services	Transportation	Motor Fuel Local Option	3,110.00	12/23/2019
Rubino Engineering, Inc.	Engineering Services	Transportation	Motor Fuel Local Option	1,775.00	12/23/2019
Rush Truck Centers of Illinois, Inc.	Vehicle Parts/Supplies	Transportation	Motor Fuel Local Option	75.80	12/23/2019
Rutland Township	Township Payable - Rutland		County Highway	108.00	12/23/2019
Ryan Peterson	Conferences and Meetings	Transportation	County Highway	107.23	12/23/2019
Ryan Peterson	Employee Mileage Expense	Transportation	County Highway	19.72	12/23/2019
Samantha Spooner	Employee Mileage Expense	Court Services	Drug Court Special Resources	56.84	12/23/2019
Sams Club Direct	Operating Supplies	Court Services	General Fund	47.88	12/23/2019
Sams Club Direct	Food	Court Services	General Fund	324.14	12/23/2019
Santa's Helpers Inc.	Repairs and Maint- Grounds	Development	Mill Creek Special Service Area	4,750.50	12/23/2019
SARA A LEETCH	Employee Mileage Expense	Court Services	General Fund	52.78	12/23/2019
Sashonie Morrison	SS Transportation Assistance	WIOA 18	Workforce Development	315.81	12/23/2019
Sauber Mfg Co.	Vehicle Parts/Supplies	Transportation	Motor Fuel Local Option	510.00	12/23/2019
Schocks Towing Service	Repairs and Maint- Vehicles	Sheriff	General Fund	160.00	12/23/2019
Schocks Towing Service	Repairs and Maint- Vehicles	Sheriff	General Fund	605.00	12/23/2019
Scott A. Hagemann	Contractual/Consulting Services	State's Attorney	Kane County Law Enforcement	382.50	12/23/2019
SecureIt Tactical Inc	Operating Supplies	Sheriff	General Fund	340.47	12/23/2019
Serenity House Counseling Services, Inc.	Halfway House	Court Services	Drug Court Special Resources	340.00	12/23/2019
Shaw Media	Legal Printing	Treasurer/Collector	General Fund	304.00	12/23/2019
Shaw Media	Legal Printing	Development	General Fund	97.10	12/23/2019
SHI International Corp	Software Licensing Cost	Sheriff	General Fund	571.14	12/23/2019
Shred-it USA LLC (Cintas Document Destruction)	Disposal and Water Softener Svcs	Health	County Health	127.86	12/23/2019
Smithereen Pest Management Services	Repairs and Maint- Buildings	Health	County Health	59.00	12/23/2019
Smork Inc	Contractual/Consulting Services	Other- Countywide Expenses	Public Safety Sales Tax	754.08	12/23/2019
Southern Computer Warehouse (SCW)	Printers	Court Services	General Fund	330.79	12/23/2019
Southern Computer Warehouse (SCW)	Computer Related Supplies	Court Services	General Fund	205.07	12/23/2019
Southland Medical LLC	Operating Supplies	Coroner	Coroner Administration	366.50	12/23/2019
Southland Medical LLC	Operating Supplies	Coroner	Coroner Administration	541.80	12/23/2019
Spok, Inc. (USA Mobility Wireless Inc)	Cellular Phone	Other- Countywide Expenses	General Fund	57.48	12/23/2019
Sprint	Cellular Phone	Other- Countywide Expenses	General Fund	88.75	12/23/2019
St Charles Cemetery	Loans Receivable- from Future Tax Revenue		General Fund	50,000.00	12/23/2019
St. Charles Township	Loans Receivable- from Future Tax Revenue		General Fund	100,000.00	12/23/2019
St. Charles Township	Township Payable - St. Charles		County Highway	648.00	12/23/2019
Standard Industrial and Automotive Equipment, Inc.	Repairs and Maint- Equipment	Animal Control	Animal Control	180.45	12/23/2019
Stantec Consulting Services Inc	Engineering Services	Transportation	Transportation Sales Tax	48,792.39	12/23/2019
Staples Business Advantage	Office Supplies	Transportation	County Highway	(30.00)	12/23/2019
Staples Business Advantage	Office Supplies	Transportation	County Highway	(229.99)	12/23/2019
Staples Business Advantage	Office Supplies	Transportation	County Highway	935.99	12/23/2019
Staples Business Advantage	Office Supplies	Transportation	County Highway	110.32	12/23/2019
Staples Business Advantage	Office Supplies	Transportation	County Highway	19.58	12/23/2019
Staples Business Advantage	Office Supplies	Transportation	County Highway	29.18	12/23/2019
Staples Business Advantage	Office Supplies	Transportation	County Highway	30.00	12/23/2019

Staples Business Advantage	Office Supplies	Transportation	County Highway	11.79	12/23/2019
Staples Business Advantage	Office Supplies	Transportation	County Highway	158.58	12/23/2019
Staples Business Advantage	Office Supplies	Transportation	County Highway	(114.50)	12/23/2019
Staples Business Advantage	Office Supplies	Transportation	County Highway	114.50	12/23/2019
Staples Business Advantage	Office Supplies	Transportation	County Highway	35.98	12/23/2019
Staples Business Advantage	Office Supplies	Transportation	County Highway	29.97	12/23/2019
Staples Business Advantage	Office Supplies	Transportation	County Highway	53.97	12/23/2019
Staples Business Advantage	Office Supplies	Transportation	County Highway	19.98	12/23/2019
State of IL Secretary of State	Repairs and Maint- Vehicles	Transportation	County Highway	150.00	12/23/2019
State of IL Treasurer-IDOT	Bridge Construction	Transportation	Transportation Sales Tax	157,018.28	12/23/2019
State of IL Treasurer-IDOT	Bridge Construction	Transportation	Transportation Sales Tax	225,938.24	12/23/2019
State of IL Treasurer-IDOT	Road Construction	Transportation	Northwest Impact Fees	5,506.45	12/23/2019
State of IL Treasurer-IDOT	Bridge Construction	Transportation	West Central Impact Fees	34,000.00	12/23/2019
State of Illinois Treasurer	Accrued Liabilities		County Clerk Domestic Violence	865.00	12/23/2019
State Street Collision, Inc.	Liability Insurance	Human Resource Management	Insurance Liability	828.81	12/23/2019
Statewide Publishing, LLC	Legal Services	Circuit Clerk	General Fund	66.00	12/23/2019
Stenstrom Petroleum Services Group	Equipment Parts/Supplies	Transportation	Motor Fuel Local Option	201.45	12/23/2019
Stephanie T Galley	Operating Supplies	Court Services	General Fund	10.00	12/23/2019
Steve Placek	Employee Mileage Expense	WIOA 18	Workforce Development	12.65	12/23/2019
Steve Placek	Employee Mileage Expense	WIOA 18	Workforce Development	37.96	12/23/2019
Steve Placek	Employee Mileage Expense	WIOA 18	Workforce Development	25.30	12/23/2019
Steve Placek	Employee Mileage Expense	WIOA 18	Workforce Development	25.30	12/23/2019
Steve Placek	Employee Mileage Expense	WIOA 19	Workforce Development	25.31	12/23/2019
Steven Hilt	SS Transportation Assistance	TAA 18	Workforce Development	210.18	12/23/2019
Strypes Plus More, Inc.	Repairs and Maint- Vehicles	Sheriff	General Fund	300.00	12/23/2019
Suburban Door Check & Lock Service, Inc.	Office Supplies	Information Technologies	General Fund	861.80	12/23/2019
Suburban Door Check & Lock Service, Inc.	Office Supplies	Information Technologies	General Fund	2,150.40	12/23/2019
Suburban Door Check & Lock Service, Inc.	Office Supplies	Information Technologies	General Fund	93.12	12/23/2019
Suburban Teamsters of Northern Illinois	Teamsters Contribution	Transportation	Motor Fuel Tax	52,500.00	12/23/2019
Sugar Grove Township Road District	Township Payable - Sugar Grove		County Highway	784.00	12/23/2019
Sun Life Assurance Company of Canada	Healthcare - Life Insurance	Other- Countywide Expenses	Health Insurance Fund	2,953.24	12/23/2019
Susana J. Larranaga	Contractual/Consulting Services	Judiciary and Courts	General Fund	1,447.50	12/23/2019
Sydney C Holman	SS Transportation Assistance	TAA 18	Workforce Development	120.96	12/23/2019
Sylvia Shadab	Contractual/Consulting Services	Judiciary and Courts	General Fund	1,064.00	12/23/2019
Sysco Food Services Chicago	Operating Supplies	Court Services	General Fund	447.69	12/23/2019
Sysco Food Services Chicago	Food	Court Services	General Fund	2,820.62	12/23/2019
Sysco Food Services Chicago	Food	Court Services	General Fund	57.76	12/23/2019
Sysco Food Services Chicago	Food	Court Services	General Fund	174.40	12/23/2019
Sysco Food Services Chicago	Food	Court Services	General Fund	42.69	12/23/2019
Sysco Food Services Chicago	Food	Court Services	General Fund	730.91	12/23/2019
Sysco Food Services Chicago	Food	Court Services	General Fund	3,009.13	12/23/2019
System Solutions, Inc. (SSI)	Repairs and Maint- Comm Equip	Information Technologies	General Fund	65,513.60	12/23/2019
System Solutions, Inc. (SSI)	Software Licensing Cost	Other- Countywide Expenses	General Fund	19,322.30	12/23/2019
System Solutions, Inc. (SSI)	Computers	Other- Countywide Expenses	Capital Projects	187,761.70	12/23/2019
Tactical Electronics	Operating Supplies	Sheriff	General Fund	14,107.10	12/23/2019
TAPCO (Traffic & Parking Control Co, Inc.)	Sign Material	Transportation	County Highway	1,700.00	12/23/2019
TEC Services Consulting Inc	DT Incumbent Worker	WIOA 18	Workforce Development	5,416.67	12/23/2019
TEC Services Consulting Inc	Professional Services	WIOA 18	Workforce Development	18,573.95	12/23/2019
TEC Services Consulting Inc	Employee Mileage Expense	WIOA 18	Workforce Development	296.96	12/23/2019
Tecma Associates Inc	Engineering Services	Transportation	Transportation Sales Tax	57,868.07	12/23/2019
Tecma Associates Inc	Engineering Services	Transportation	Transportation Sales Tax	45,171.75	12/23/2019

Telvent DTN, LLC	Repairs and Maintenance- Roads	Transportation	Motor Fuel Local Option	550.50	12/23/2019
The Blue Line	Employment Advertising	Merit Commission	General Fund	596.00	12/23/2019
The Responsive Mailroom Inc	Office Supplies	Circuit Clerk	General Fund	48.00	12/23/2019
The Tree House Inc	Computer Related Supplies	County Clerk	General Fund	583.15	12/23/2019
The Tree House Inc	Office Supplies	Veterans' Commission	Veterans' Commission	171.55	12/23/2019
Therm Flo Incorporated	Contractual/Consulting Services	Kane Comm	Kane Comm	9,582.00	12/23/2019
Thomas Cunningham	Internet	Other- Countywide Expenses	General Fund	69.99	12/23/2019
Thomson Reuters GRC Inc. (West Government)	Books and Subscriptions	Public Defender	General Fund	4,004.91	12/23/2019
Thomson Reuters GRC Inc. (West Government)	Books and Subscriptions	Public Defender	General Fund	768.42	12/23/2019
Tissue Techniques Pathology Labs LLC	Toxicology Expense	Coroner	General Fund	305.25	12/23/2019
Toshiba Business Solutions, Inc.	Repairs and Maint- Computers	Supervisor of Assessments	General Fund	60.76	12/23/2019
Toshiba Business Solutions, Inc.	Repairs and Maint- Copiers	Supervisor of Assessments	General Fund	18.93	12/23/2019
Toshiba Business Solutions, Inc.	Repairs and Maint- Copiers	Supervisor of Assessments	General Fund	35.72	12/23/2019
Toshiba Business Solutions, Inc.	Repairs and Maint- Equipment	Judiciary and Courts	General Fund	91.08	12/23/2019
Toshiba Business Solutions, Inc.	Repairs and Maint- Copiers	Court Services	General Fund	15.67	12/23/2019
Toshiba Business Solutions, Inc.	Repairs and Maint- Copiers	Court Services	General Fund	14.98	12/23/2019
Toshiba Business Solutions, Inc.	Repairs and Maint- Copiers	Court Services	General Fund	4.67	12/23/2019
Toshiba Business Solutions, Inc.	Repairs and Maint- Copiers	Court Services	General Fund	37.73	12/23/2019
Toshiba Business Solutions, Inc.	Repairs and Maint- Copiers	Circuit Clerk	Court Document Storage	99.21	12/23/2019
Toshiba Business Solutions, Inc.	Repairs and Maint- Copiers	Kane Comm	Kane Comm	13.04	12/23/2019
Toshiba Business Solutions, Inc.	Repairs and Maint- Office Equip	Health	County Health	6.71	12/23/2019
Toshiba Financial Services	Equipment Rental	Judiciary and Courts	General Fund	238.17	12/23/2019
Town & Country Gardens	Operating Supplies	County Clerk	General Fund	96.94	12/23/2019
Transchicago Truck Group & Northwest Ford	Vehicle Parts/Supplies	Transportation	Motor Fuel Local Option	202.44	12/23/2019
Transchicago Truck Group & Northwest Ford	Vehicle Parts/Supplies	Transportation	Motor Fuel Local Option	71.48	12/23/2019
Transchicago Truck Group & Northwest Ford	Vehicle Parts/Supplies	Transportation	Motor Fuel Local Option	433.38	12/23/2019
Translation Today Network Inc	Per Diem Expense	Judiciary and Courts	General Fund	383.20	12/23/2019
Translation Today Network Inc	Per Diem Expense	Judiciary and Courts	General Fund	887.92	12/23/2019
Translation Today Network Inc	Per Diem Expense	Judiciary and Courts	General Fund	385.52	12/23/2019
Translation Today Network Inc	Per Diem Expense	Judiciary and Courts	General Fund	240.88	12/23/2019
Translation Today Network Inc	Per Diem Expense	Judiciary and Courts	General Fund	323.38	12/23/2019
Translation Today Network Inc	Per Diem Expense	Judiciary and Courts	General Fund	937.76	12/23/2019
Translation Today Network Inc	Per Diem Expense	Judiciary and Courts	General Fund	300.35	12/23/2019
Translation Today Network Inc	Per Diem Expense	Judiciary and Courts	General Fund	276.24	12/23/2019
Translation Today Network Inc	Per Diem Expense	Judiciary and Courts	General Fund	669.59	12/23/2019
Translation Today Network Inc	Per Diem Expense	Judiciary and Courts	General Fund	3,099.92	12/23/2019
Translation Today Network Inc	Per Diem Expense	Judiciary and Courts	General Fund	504.56	12/23/2019
Translation Today Network Inc	Per Diem Expense	Judiciary and Courts	General Fund	491.06	12/23/2019
Translation Today Network Inc	Per Diem Expense	Judiciary and Courts	General Fund	933.20	12/23/2019
Translation Today Network Inc	Per Diem Expense	Judiciary and Courts	General Fund	304.80	12/23/2019
Translation Today Network Inc	Per Diem Expense	Judiciary and Courts	General Fund	195.80	12/23/2019
Translation Today Network Inc	Per Diem Expense	Judiciary and Courts	General Fund	294.31	12/23/2019
Translation Today Network Inc	Per Diem Expense	Judiciary and Courts	General Fund	246.81	12/23/2019
Translation Today Network Inc	Per Diem Expense	Judiciary and Courts	General Fund	625.80	12/23/2019
Translation Today Network Inc	Per Diem Expense	Judiciary and Courts	General Fund	483.21	12/23/2019
Translation Today Network Inc	Contractual/Consulting Services	Judiciary and Courts	General Fund	141.74	12/23/2019
Translation Today Network Inc	Contractual/Consulting Services	Judiciary and Courts	General Fund	3,465.24	12/23/2019
Translation Today Network Inc	Contractual/Consulting Services	Judiciary and Courts	General Fund	4,279.38	12/23/2019
Translation Today Network Inc	Contractual/Consulting Services	Judiciary and Courts	General Fund	4,263.58	12/23/2019
Translation Today Network Inc	Contractual/Consulting Services	Judiciary and Courts	General Fund	141.74	12/23/2019
Translation Today Network Inc	Contractual/Consulting Services	Judiciary and Courts	General Fund	464.81	12/23/2019

Translation Today Network Inc	Contractual/Consulting Services	Judiciary and Courts	General Fund	251.86	12/23/2019
Transportation for Illinois Coalition	General Association Dues	Transportation	County Highway	1,000.00	12/23/2019
TransUnion Risk & Alternative Data Solutions, Inc.	Investigations	Sheriff	General Fund	166.00	12/23/2019
Transystems Corporation	Engineering Services	Transportation	Southwest Impact Fees	20,685.52	12/23/2019
TriCity Family Services	External Grants	County Board	Grand Victoria Casino Elgin	42,968.00	12/23/2019
Tri-Com Central Dispatch/City of Geneva	Accrued Liabilities		Wireless 911	172,746.36	12/23/2019
Troy Martin Simpson	Conferences and Meetings	Transportation	County Highway	28.96	12/23/2019
Troy Martin Simpson	Conferences and Meetings	Transportation	County Highway	60.00	12/23/2019
Troy Martin Simpson	Employee Mileage Expense	Transportation	County Highway	44.55	12/23/2019
Troy Martin Simpson	Cellular Phone	Transportation	County Highway	49.75	12/23/2019
U.S. Prisoner Transport (Brevard Extraditions Inc)	Extradition Costs	State's Attorney	General Fund	1,664.00	12/23/2019
U.S. Prisoner Transport (Brevard Extraditions Inc)	Extradition Costs	State's Attorney	General Fund	1,964.00	12/23/2019
United Business Mail Inc	Postage	Other- Countywide Expenses	General Fund	65.51	12/23/2019
United Business Mail Inc	Postage	Other- Countywide Expenses	General Fund	84.01	12/23/2019
United Business Mail Inc	Postage	Other- Countywide Expenses	General Fund	132.29	12/23/2019
United Business Mail Inc	Postage	Other- Countywide Expenses	General Fund	112.28	12/23/2019
United Business Mail Inc	Postage	Other- Countywide Expenses	General Fund	88.82	12/23/2019
University of IL Co-op Extension-Kane	Contractual/Consulting Services	Environmental Management	Enterprise Surcharge	324.00	12/23/2019
University of Illinois (U of I)	Special Studies	Development	Cost Share Drainage	890.06	12/23/2019
University of Illinois Reference Laboratory	Lab Services	Health	County Health	698.00	12/23/2019
Urlaub Bowen & Associates Inc	Court Reporter Costs	State's Attorney	Insurance Liability	145.38	12/23/2019
USIC Locating Services LLC	Communications Equipment	Other- Countywide Expenses	Public Safety Sales Tax	1,213.34	12/23/2019
V3 Companies of Illinois Ltd	Engineering Services	Transportation	Transportation Capital	3,033.69	12/23/2019
V3 Companies of Illinois Ltd	Engineering Services	Transportation	Transportation Capital	6,122.05	12/23/2019
Valdes LLC	Operating Supplies	Sheriff	General Fund	720.00	12/23/2019
Valdes LLC	Operating Supplies	Sheriff	General Fund	720.00	12/23/2019
Valley Lock Company Inc	Operating Supplies	Sheriff	General Fund	41.94	12/23/2019
Valley Lock Company Inc	Repairs and Maint- Equipment	Sheriff	General Fund	412.78	12/23/2019
Valley Lock Company Inc	Operating Supplies	Sheriff	General Fund	1.50	12/23/2019
Verizon Connect NWF Inc	Software Licensing Cost	Transportation	County Highway	60.46	12/23/2019
Verizon Connect NWF Inc	Software Licensing Cost	Transportation	County Highway	444.82	12/23/2019
Verizon Connect NWF Inc	Software Licensing Cost	Transportation	County Highway	864.75	12/23/2019
Verizon Wireless	Cellular Phone	Other- Countywide Expenses	General Fund	26,878.20	12/23/2019
Via Carlita LLC dba Hawk Ford of St. Charles	Repairs and Maint- Vehicles	Sheriff	General Fund	95.00	12/23/2019
Via Carlita LLC dba Hawk Ford of St. Charles	Repairs and Maint- Vehicles	Sheriff	General Fund	199.95	12/23/2019
Via Carlita LLC dba Hawk Ford of St. Charles	Repairs and Maint- Vehicles	Sheriff	General Fund	97.42	12/23/2019
Via Carlita LLC dba Hawk Ford of St. Charles	Repairs and Maint- Vehicles	Sheriff	General Fund	101.85	12/23/2019
Via Carlita LLC dba Hawk Ford of St. Charles	Repairs and Maint- Vehicles	Sheriff	General Fund	162.03	12/23/2019
Via Carlita LLC dba Hawk Ford of St. Charles	Repairs and Maint- Vehicles	Sheriff	General Fund	77.19	12/23/2019
Via Carlita LLC dba Hawk Ford of St. Charles	Repairs and Maint- Vehicles	Sheriff	General Fund	33.70	12/23/2019
Via Carlita LLC dba Hawk Ford of St. Charles	Repairs and Maint- Vehicles	Sheriff	General Fund	174.56	12/23/2019
Via Carlita LLC dba Hawk Ford of St. Charles	Repairs and Maint- Vehicles	Sheriff	General Fund	199.48	12/23/2019
Via Carlita LLC dba Hawk Ford of St. Charles	Repairs and Maint- Vehicles	Sheriff	General Fund	124.48	12/23/2019
Via Carlita LLC dba Hawk Ford of St. Charles	Repairs and Maint- Vehicles	Sheriff	General Fund	81.60	12/23/2019
Via Carlita LLC dba Hawk Ford of St. Charles	Repairs and Maint- Vehicles	Sheriff	General Fund	124.48	12/23/2019
Via Carlita LLC dba Hawk Ford of St. Charles	Repairs and Maint- Vehicles	Sheriff	General Fund	80.04	12/23/2019
Via Carlita LLC dba Hawk Ford of St. Charles	Repairs and Maint- Vehicles	Sheriff	General Fund	21.12	12/23/2019
Via Carlita LLC dba Hawk Ford of St. Charles	Repairs and Maint- Vehicles	Sheriff	General Fund	12.01	12/23/2019
Via Carlita LLC dba Hawk Ford of St. Charles	Repairs and Maint- Vehicles	Sheriff	General Fund	87.90	12/23/2019
Via Carlita LLC dba Hawk Ford of St. Charles	Repairs and Maint- Vehicles	Sheriff	General Fund	280.82	12/23/2019
Via Carlita LLC dba Hawk Ford of St. Charles	Vehicle Parts/Supplies	Transportation	Motor Fuel Local Option	101.18	12/23/2019

Victory Supply LLC	Clothing Supplies	Sheriff	General Fund	677.00	12/23/2019
Village Commons Bookstore	DT ITA	WIOA 18	Workforce Development	1,004.47	12/23/2019
Village of Burlington	Road Construction	Transportation	Transportation Sales Tax	18,061.00	12/23/2019
Village of West Dundee	Contractual/Consulting Services	Environmental Management	Enterprise Surcharge	12,000.00	12/23/2019
Voiance Language Services, LLC	Accrued Liabilities		911 Emergency Surcharge	108.75	12/23/2019
Vulcan Materials Company	Crushed Stone	Transportation	County Highway	437.46	12/23/2019
W A Management, Inc. (Waldschmidt & Assoc.)	Contractual/Consulting Services	Health	County Health	568.00	12/23/2019
Wagner Investigative Polygraph Service	Operating Supplies	Sheriff	General Fund	100.00	12/23/2019
Wagner Investigative Polygraph Service	Operating Supplies	Sheriff	General Fund	400.00	12/23/2019
Wagner Investigative Polygraph Service	Pre-Employ Drug Testing and Labs	Sheriff	General Fund	200.00	12/23/2019
Walker and Associates, Inc.	Communications Equipment	Other- Countywide Expenses	Public Safety Sales Tax	545.46	12/23/2019
Walker and Associates, Inc.	Communications Equipment	Other- Countywide Expenses	Public Safety Sales Tax	9,275.76	12/23/2019
Warehouse Direct Office Products	Office Supplies	County Board	General Fund	66.92	12/23/2019
Warehouse Direct Office Products	Office Supplies	Human Resource Management	General Fund	59.04	12/23/2019
Warehouse Direct Office Products	Operating Supplies	County Clerk	General Fund	11.95	12/23/2019
Warehouse Direct Office Products	Operating Supplies	County Clerk	General Fund	(11.95)	12/23/2019
Warehouse Direct Office Products	Office Supplies	Judiciary and Courts	General Fund	66.10	12/23/2019
Warehouse Direct Office Products	Office Supplies	Judiciary and Courts	General Fund	52.35	12/23/2019
Warehouse Direct Office Products	Office Supplies	Circuit Clerk	General Fund	39.37	12/23/2019
Warehouse Direct Office Products	Office Supplies	State's Attorney	General Fund	348.23	12/23/2019
Warehouse Direct Office Products	Office Supplies	State's Attorney	General Fund	10.31	12/23/2019
Warehouse Direct Office Products	Office Supplies	State's Attorney	General Fund	111.28	12/23/2019
Warehouse Direct Office Products	Office Supplies	Public Defender	General Fund	48.69	12/23/2019
Warehouse Direct Office Products	Office Supplies	Public Defender	General Fund	257.40	12/23/2019
Warehouse Direct Office Products	Office Supplies	Public Defender	General Fund	10.50	12/23/2019
Warehouse Direct Office Products	Operating Supplies	Sheriff	General Fund	214.96	12/23/2019
Warehouse Direct Office Products	Operating Supplies	Sheriff	General Fund	214.96	12/23/2019
Warehouse Direct Office Products	Office Supplies	Court Services	General Fund	253.59	12/23/2019
Warehouse Direct Office Products	Office Supplies	Court Services	General Fund	260.70	12/23/2019
Warehouse Direct Office Products	Office Supplies	Development	General Fund	442.30	12/23/2019
Warehouse Direct Office Products	Office Supplies	Development	General Fund	146.85	12/23/2019
Warehouse Direct Office Products	Liability Insurance	Human Resource Management	Insurance Liability	220.05	12/23/2019
Warehouse Direct Office Products	Office Supplies	Kane Comm	Kane Comm	237.69	12/23/2019
Warehouse Direct Office Products	Office Supplies	Coroner	Coroner Administration	223.62	12/23/2019
Warehouse Direct Office Products	Office Supplies	Animal Control	Animal Control	358.25	12/23/2019
Warehouse Direct Office Products	Office Supplies	Animal Control	Animal Control	(27.49)	12/23/2019
Warehouse Direct Office Products	Office Supplies	Animal Control	Animal Control	10.46	12/23/2019
Warehouse Direct Office Products	Office Supplies	Transportation	County Highway	50.47	12/23/2019
Warehouse Direct Office Products	Office Supplies	Transportation	County Highway	119.04	12/23/2019
Warehouse Direct Office Products	Operating Supplies	Health	County Health	128.43	12/23/2019
Warehouse Direct Office Products	Office Supplies	Veterans' Commission	Veterans' Commission	80.93	12/23/2019
Warehouse Direct Office Products	Office Supplies	KCDEE MIP	Workforce Development	293.37	12/23/2019
Warehouse Direct Office Products	Office Supplies	KCDEE MIP	Workforce Development	25.19	12/23/2019
Warehouse Direct Office Products	Office Supplies	KCDEE MIP	Workforce Development	267.79	12/23/2019
Warehouse Direct Office Products	Office Supplies	KCDEE MIP	Workforce Development	64.21	12/23/2019
Waste Management of Illinois - West	Disposal and Water Softener Svcs	Sheriff	General Fund	817.53	12/23/2019
Waste Management of Illinois - West	Disposal and Water Softener Svcs	Sheriff	General Fund	545.02	12/23/2019
Waste Management of Illinois - West	Disposal and Water Softener Svcs	Sheriff	General Fund	90.00	12/23/2019
Waste Management of Illinois - West	Equipment Rental	Sheriff	General Fund	203.41	12/23/2019
Waste Management of Illinois - West	Repairs and Maint- Buildings	Court Services	General Fund	90.00	12/23/2019
Waste Management of Illinois - West	Disposal and Water Softener Svcs	Animal Control	Animal Control	95.00	12/23/2019

Waste Management of Illinois - West	Disposal and Water Softener Srvs	Transportation	County Highway	1,103.94	12/23/2019
Waubonsee Community College	Youth ITA	WIOA 18	Workforce Development	175.00	12/23/2019
Waubonsee Community College	Youth ITA	WIOA 18	Workforce Development	28.54	12/23/2019
Waubonsee Community College	Miscellaneous Contractual Exp	WIOA 18	Workforce Development	11,388.34	12/23/2019
Waubonsee Community College	Miscellaneous Contractual Exp	WIOA 18	Workforce Development	9,124.31	12/23/2019
Waubonsee Community College	Work Based Learning Activities	WIOA 18	Workforce Development	7,772.10	12/23/2019
Waubonsee Community College	Work Based Learning Activities	WIOA 18	Workforce Development	5,944.39	12/23/2019
Waubonsee Community College	Youth Supportive Services	WIOA 18	Workforce Development	207.49	12/23/2019
Waubonsee Community College	Youth ITA	WIOA 18	Workforce Development	75.00	12/23/2019
Waubonsee Community College	DT ITA	WIOA 18	Workforce Development	2,306.71	12/23/2019
Waubonsee Community College	DT ITA	WIOA 18	Workforce Development	429.13	12/23/2019
Waubonsee Community College	DT ITA	WIOA 18	Workforce Development	966.00	12/23/2019
Waubonsee Community College	DT ITA	WIOA 18	Workforce Development	429.13	12/23/2019
Waubonsee Community College	DT ITA	TAA 18	Workforce Development	395.75	12/23/2019
WBK Engineering, LLC	Engineering Services	Transportation	Transportation Sales Tax	42,852.68	12/23/2019
WBK Engineering, LLC	Engineering Services	Transportation	Transportation Sales Tax	36,651.71	12/23/2019
WBK Engineering, LLC	Engineering Services	Transportation	Transportation Sales Tax	44,205.94	12/23/2019
Weldstar Company	Repairs and Maint- Vehicles	Sheriff	General Fund	17.98	12/23/2019
West Chicago Professional Center, Inc.	DT ITA	TAA 18	Workforce Development	8,628.00	12/23/2019
West Valley Graphics & Print Inc	Repairs and Maintenance- Roads	Transportation	Motor Fuel Local Option	140.00	12/23/2019
Wex Fleet Universal (Wright Express FSC)	Fuel- Vehicles	Sheriff	General Fund	22,688.30	12/23/2019
Wex Fleet Universal (Wright Express FSC)	Fuel- Vehicles	Health	County Health	175.18	12/23/2019
Wheatland Title Guaranty Co	Highway Right of Way	Transportation	Motor Fuel Local Option	258.00	12/23/2019
Wheatland Title Guaranty Co	Highway Right of Way	Transportation	Motor Fuel Local Option	504.00	12/23/2019
Wholesale Direct Inc	Vehicle Parts/Supplies	Transportation	Motor Fuel Local Option	112.86	12/23/2019
William Webster	Employee Mileage Expense	Sheriff	General Fund	13.92	12/23/2019
World Wide Dictation Services of New York	Contractual/Consulting Services	Health	County Health	22.72	12/23/2019
Yilshalonte Tolefree	SS Transportation Assistance	WIOA 18	Workforce Development	244.62	12/23/2019
Yocka Stewart	SS Transportation Assistance	WIOA 18	Workforce Development	224.62	12/23/2019
Zachary D Dempsey	SS Transportation Assistance	TAA 18	Workforce Development	169.14	12/23/2019
Zahida Fakroddin	Employee Mileage Expense	County Clerk	General Fund	41.76	12/23/2019
Zulay Vega	Employee Mileage Expense	Court Services	General Fund	51.62	12/23/2019
	Trials and Costs of Hearing	State's Attorney	General Fund	195.80	12/23/2019
	Trials and Costs of Hearing	State's Attorney	General Fund	4,300.00	12/23/2019
	Trials and Costs of Hearing	Public Defender	General Fund	40.00	12/23/2019
	Trials and Costs of Hearing	Public Defender	General Fund	40.00	12/23/2019
	Trials and Costs of Hearing	Public Defender	General Fund	208.00	12/23/2019
	Trials and Costs of Hearing	Public Defender	General Fund	52.00	12/23/2019
	Trials and Costs of Hearing	Public Defender	General Fund	128.00	12/23/2019
	Trials and Costs of Hearing	Public Defender	General Fund	28.00	12/23/2019
	Trials and Costs of Hearing	Public Defender	General Fund	76.10	12/23/2019
	Trials and Costs of Hearing	Public Defender	General Fund	404.12	12/23/2019
	Trials and Costs of Hearing	Public Defender	General Fund	28.00	12/23/2019
	Trials and Costs of Hearing	Public Defender	General Fund	28.00	12/23/2019
	Trials and Costs of Hearing	Public Defender	General Fund	133.00	12/23/2019
	Trials and Costs of Hearing	Public Defender	General Fund	3,850.00	12/23/2019
	Trials and Costs of Hearing	State's Attorney	Child Advocacy Center	(188.21)	12/23/2019
	Miscellaneous Fees	Court Services	Probation Services	372.40	12/23/2019
	Miscellaneous Fees	Court Services	Probation Services	313.60	12/23/2019
	Miscellaneous Fees	Court Services	Probation Services	254.80	12/23/2019
	Miscellaneous Fees	Court Services	Probation Services	490.00	12/23/2019



	Miscellaneous Fees	Court Services	Probation Services	347.31	12/23/2019
	Miscellaneous Fees	Court Services	Probation Services	441.00	12/23/2019
	Miscellaneous Fees	Court Services	Probation Services	686.00	12/23/2019
	Miscellaneous Fees	Court Services	Probation Services	1,078.00	12/23/2019
	Probation Victim Services Fees	Court Services	Probation Victim Services	14.00	12/23/2019
	Probation Victim Services Fees	Court Services	Probation Victim Services	7.60	12/23/2019
	Probation Victim Services Fees	Court Services	Probation Victim Services	6.40	12/23/2019
	Probation Victim Services Fees	Court Services	Probation Victim Services	5.20	12/23/2019
	Probation Victim Services Fees	Court Services	Probation Victim Services	10.00	12/23/2019
	Probation Victim Services Fees	Court Services	Probation Victim Services	7.09	12/23/2019
	Probation Victim Services Fees	Court Services	Probation Victim Services	9.00	12/23/2019
	Probation Victim Services Fees	Court Services	Probation Victim Services	22.00	12/23/2019
Chicago Title and Trust Company	Highway Right of Way	Transportation	Transportation Sales Tax	943,758.58	12/24/2019
Constellation NewEnergy-Gas Division, LLC	Utilities- Natural Gas	Building Management	General Fund	2,571.70	12/24/2019
Constellation NewEnergy-Gas Division, LLC	Utilities- Natural Gas	Building Management	General Fund	2,682.27	12/24/2019
Constellation NewEnergy-Gas Division, LLC	Utilities- Natural Gas	Building Management	General Fund	1,729.09	12/24/2019
Constellation NewEnergy-Gas Division, LLC	Utilities- Natural Gas	Building Management	General Fund	956.57	12/24/2019
Constellation NewEnergy-Gas Division, LLC	Utilities- Natural Gas	Building Management	General Fund	2,234.28	12/24/2019
Constellation NewEnergy-Gas Division, LLC	Utilities- Natural Gas	Building Management	General Fund	3,489.25	12/24/2019
Constellation NewEnergy-Gas Division, LLC	Utilities- Natural Gas	Transportation	County Highway	966.30	12/24/2019
US Bank	Bond Principal	Debt Service	Motor Fuel Tax Debt Service	3,155,000.00	12/27/2019
US Bank	Interest- Bonds	Debt Service	Motor Fuel Tax Debt Service	169,968.75	12/27/2019
<b>Total Claims Paid - \$ and #</b>				<b>\$23,526,507.59</b>	<b>1,907</b>

**OFFICE OF THE KANE COUNTY AUDITOR**  
**TERRY HUNT, KANE COUNTY AUDITOR**

**MARIOLA OSCARSON**  
**DEPUTY AUDITOR**

**KRISTIN JENKINS**  
**STAFF AUDITOR**



**719 S.BATAVIA AVENUE**  
**GENEVA, ILLINOIS 60134**

**630-232-5915**  
**630-208-3838 (FAX)**

**January 29, 2020**

**FINANCE and BUDGET COMMITTEE REPORT**

**Updates from the Auditor's Office**

- The effect of Resolution 19-154 on the budgets of the Children's Waiting Room and Court Security continues to be an issue. Stakeholders have had meetings to address options to resolve the matter, both the cumulative impact and the future corrections.
- Until a solution has been approved by the County Board, we will withhold our internal audit report on the Children's Waiting Room Fund as the subsequent events may materially influence our recommendations.
- The transition audit for the office of the Chief Judge continues on schedule. We would like to thank Judge Hull and Doug Naughton for their cooperation.
- A new transition audit has been added to our short-term schedule – that being for the Public Defender. We have had preliminary meetings with the stakeholders and anticipate that our report will be issued in a timely manner in accordance with state statutes.
- By the time this committee meets, our contract with Open Gov will have expired.
- Kane County Open Finance is the name of our new financial transparency site. We are still in the final test stages, so the link to the new site is not active at the time this report is being written. However, we will give the committee a sneak preview at the meeting ahead of our go live date, scheduled for February 1, 2020.

**Accounts Payable Claims Paid Report**

The Accounts Payable Claims Paid Report for December 2019 details the 1,907 payments (including void and re-issued checks) which were processed resulting in net payments of \$23,526,507.59.